

Gallo Brandy Warehouse Emissions Monitoring



Worcester Polytechnic Institute
Major Qualifying Project

Robert John Caulkins
Thomas Paul Rosborough, Jr.



Gallo Brandy Warehouse Emissions Monitoring

A Major Qualifying Project Report

submitted to the faculty of

WORCESTER POLYTECHNIC INSTITUTE

in partial fulfillment of the requirements for the

Degree of Bachelor of Science

by

Thomas Paul Rosborough, Jr.

Robert John Caulkins

April 27, 2006

Report Submitted to:

Prof. Nikolaos Kazantzis

Prof. Henry Nowick

Abstract

This project was designed to evaluate the effects of future Brandy aging warehouse modifications that are being considered by the E&J Gallo winery. Brandy volatile organic compound emissions experienced during aging will have to be reduced and controlled. One stack of brandy barrels was enclosed, held under a vacuum, and outfitted with temperature and pressure data logging equipment. This information was gathered and analyzed and will help determine if the aging warehouse modifications will affect the brandy adversely.

1.0 Executive Summary

New regulations by the Environmental Protection Agency (EPA) and the San Joaquin Valley Unified Pollution Control District (SVUUPCD) have placed The E & J Gallo Wineries in a potentially compromising position. Prior to the regulation change the wine fermentation and processing vessels had an exemption for ethanol and related volatile organic compound (VOC) releases into the atmosphere. Current regulations now prohibit these releases and the VOC's must be collected and prevented from being released to the atmosphere.

If Gallo chooses not to conform to such regulation, they would face serious penalties, including fines. However, adding necessary equipment to properly and adequately capture the VOC's would not only be expensive, a sum of over \$30,000,000, but the creation of back pressure in the processing vessels could be dangerous as they have a possibility of rupturing.

Currently, no such regulation exists for VOC's and their releases from brandy aging warehouses. Gallo has six extensive brandy warehouses, and it has been documented that approximately 1.5 proof gallons of ethanol vapor evaporate from each barrel of aging brandy each year, where a proof gallon is approximately half ethanol and half water. This project investigated the possibility of capturing, and eventually destroying, the VOC's from the brandy warehouses for the purpose of exchanging EPA emissions credits. This would allow the fermentation and processing vessels to remain unaltered. The collection of VOC's from the brandy warehouse, rather than that of the wine

fermentation and processing vessels, benefits Gallo two fold. It is not only significantly less expensive, but it is considerably safer as well.

The current condition of the Brandy Warehouse is more one of a stagnant storage warehouse. Air is circulated through the building, and it is temperature regulated, especially during the warmer months, but the warehouse itself is left to breathe naturally. Air is allowed to escape the building since extensive steps have not been taken to seal it tightly, but air also enters the building as there is no current regulation or control on the opening and closing of warehouse doors. In order to properly collect and environmentally manage VOC's, Gallo would need to seal off the warehouse properly and pull a slight vacuum on the warehouse. Gallo will also need to conform to EPA regulations while modifying the warehouse, converting it to a permanent total enclosure under regulation 204.

This project was proposed by engineers in the operations division of Gallo. The Gallo brandy makers however, have been opposed to this project from the beginning since brandy aging is very delicate and, rightly so, they fear that changes to the warehouse might affect their product taste. Previous calculations concluded that approximately one air change per day by volume occurred in the warehouse, but under vacuum approximately twelve air changes will take place¹. The brandy itself is very sensitive to storage conditions and the barrels must breathe adequately for proper aging to occur. Ethanol must be released so that oxygen can enter the barrel. If the barrels are not able to

breathe adequately the brandy will not age properly, thereby possibly altering millions of gallons of product.

A WPI Major Qualifying Project (MQP) Team was assigned the task of designing an experiment that would simulate the environment and storage conditions of the future warehouse modifications. A stack of barrels, being six pallets of nine barrels each, was placed in a specially built enclosure and exposed to a slight vacuum. The team acted as the primary project managers in contacting and hiring a construction team to build the necessary enclosure. Calculations were completed in order to determine the correct performance characteristics of the necessary blower which was then fitted to the total enclosure. The vacuum drawn on the enclosure was maintained at slightly greater than the EPA requirement for permanent total enclosures.

In order to properly determine if the barrels inside and outside of the enclosure are aging similarly, and to ensure that the data collected would be both accurate and meaningful, the group took many precautions in creating the atmosphere for the experiment. Barrels were hand selected for the experiment by the brandy warehouse manager. The barrels were then filled, weighed, and sealed on the same day. Half of the barrels were placed into the warehouse as a control to the experiment. These barrels reflected the current situation of the warehouse, and were used as a comparable point to the test data.

Although the brandy makers will be able to test the brandy to determine if the aging process is occurring properly, the team took steps so that scientific evidence would be

available for comparison as well. Barrels both inside and outside of the enclosure were properly fitted with temperature and pressure probes and ambient temperatures of both the enclosure and the warehouse were recorded as well. In order to do this the team, with the help of Gallo instrument technicians, modified the barrel bungs so that the probes fit into the barrel while still maintaining an adequate seal. The pressure tests verified if the barrels would continue to breathe under vacuum and on the same order of magnitude or not. The temperature probes were to allow the team to be sure that the test was being done under proper conditions.

Data loggers were used so that the temperature and pressure were continuously recorded during the course of the evaluation. The team collected this data and analyzed it weekly, presenting it to operations engineers and the brandy makers. The barrels were compared by their positions inside of the enclosure to those in the same vertical stacking position of the control group in the warehouse.

The data collected and its analysis was essential in the evaluation of the enclosure performance. The collection of data will continue for some undefined time into the future and continue to assist Gallo in determining the adequacy of the total enclosure concept in controlling warehouse emissions as they make their final decision and determine whether or not they proceed with total warehouse modifications.

Table of Contents

Abstract.....	3
1.0 Executive Summary.....	4
Table of Contents.....	8
Table of Figures.....	10
Table of Tables.....	11
2.0 Introduction.....	12
2.0 Introduction.....	12
3.1 History.....	14
3.2 EPA Regulations.....	14
3.2.1 Rule 4694.....	15
3.2.2 Method 204.....	15
3.3 Brandy Aging Process.....	16
3.4 Barreling and Bottling.....	18
3.5 Transport Phenomenon.....	19
3.5.1 Mass Transfer.....	19
Fick’s Law.....	19
Raoult’s Law.....	21
Raoult-Dalton Equilibrium Law.....	21
Henry’s Law.....	22
3.5.2 Heat Transfer.....	22
Convection.....	22
Conduction.....	23
4.0 Methodology.....	25
4.1 Instruments.....	25
4.1.1 Smart Reader Plus.....	25
4.1.2 Temperature Probes.....	27
4.1.3 Pressure Probes.....	27
4.1.4 Blower.....	28
Calculations.....	28
Installation.....	29
Modifications.....	30
4.1.5 Pressure Gauge.....	31
4.1.6 Anemometer.....	32
4.1.7 Draeger Tubes.....	32
4.1.8 LEL Meter.....	33
4.2 Installation of Instruments.....	33
4.3 Test Location.....	34
4.4 Control Barrel Location.....	35
4.5 Enclosure.....	36
4.5.1 Specifications.....	36
4.5.2 Sorensen Construction, Inc.....	37
4.6 Test Calibration.....	38
4.7 Mass Transfer.....	39

5.0 Results and Discussion	41
5.1 Test Calibration Results	41
5.2 Experimental Results	50
5.2.1 Week 1	56
5.2.2 Problematic SMR Data	59
5.2.3 Week 2	61
5.2.4 Week 3	64
5.2.5 Week 4	70
5.2.6 Week 5	70
5.3 Concentration Results	70
6.0 Conclusions	74
6.1 Project Longevity	74
6.2 Vapor/Liquid Equilibrium	74
6.3 Reaction Rate	77
7.0 Recommendations	79
7.1 Establish a Regular Sample Schedule	79
7.2 Project Lifetime	80
7.3 Warehouse Modifications	81
Acknowledgments	83
References	85
Appendix A: EPA Regulation 204	86
Appendix B: Device Specifics	93
Appendix C: LEL Correction Factors	98
Appendix E: Warehouse Map	101
Appendix F: Sorensen Budget Analysis	102
Appendix G: Barrel and Liquid Weight	103
Appendix H: Smart Reader Plus Reliability Test Data	106
Appendix I: Smart Reader Data – Bottom Tier	111
Appendix J: Smart Reader Data – Middle Tier	136
Appendix K: Smart Reader Data – Top Tier	161
Appendix L: Smart Reader Data – Ambient	186
Appendix M: Graphical Data From SMR's	211

Table of Figures

Figure 1: Mass Transfer Diagram.....	41
Figure 2: Temperature Reliability Test 1.....	43
Figure 3: Pressure Reliability Test 1.....	44
Figure 4: Temperature Reliability Test 2.....	46
Figure 5: Pressure Reliability Test 2.....	47
Figure 6: Temperature Reliability Test 3.....	48
Figure 7: Pressure Reliability Test 3.....	49
Figure 8: Temperature Reliability Test 4.....	50
Figure 9: SMR Download Screen 1.....	53
Figure 10: SMR Download Screen 2.....	54
Figure 11: SMR Download Screen 3.....	54
Figure 12: Bottom Temperature Week 1.....	57
Figure 13: Top Temperature Week 1.....	58
Figure 14: Ambient Temperature Week 1.....	59
Figure 15: Middle Temperature Week 1.....	60
Figure 16: Middle Temperature Week 2.....	62
Figure 17: Top Pressure Week 2.....	63
Figure 18: Top Temperature Week 3.....	65
Figure 19: Bottom Temperature Week 3.....	66
Figure 20: Top Pressure Week 3.....	68
Figure 21: Bottom Pressure Week 3.....	69

Table of Tables

Table 1: Smart Reader Position	51
Table 2: Data Collection Timeline.....	52
Table 3: Data Blackout	55
Table 4: Ethanol Concentration Data.....	71
Table 5: Head Space EtOH Concentration	73

2.0 Introduction

Recently, the Environmental Protection Agency and San Joaquin Valley Unified Pollution Control District have passed legislation restricting the amount of VOCs that wine and spirit producers are allowed to emit into the atmosphere². Eager to comply with the EPA, Ernest and Julio Gallo Wineries of Modesto California began researching methods to reduce their emissions. Ultimately the choice to collect the ethanol emissions from their brandy aging warehouses was found to be the most practical and least costly.

By removing the ethanol in the ambient air of the warehouse, however, the delicate aging atmosphere of the brandy could be disturbed. Brandy is typically aged between two to seven years in the warehouse, slowly losing ethanol and water while breathing in air. Introducing a vacuum to the warehouse would change the equilibrium around the barrels and affect the vapor exchange in unknown ways. The potential to ruin millions of dollars in product was motivation enough for Gallo to better understand the effects of this brandy vapor/air exchange more fully.

A scaled down test was performed by pulling a vacuum on a single stack of 54 barrels. The EPA requires that all permanent total enclosures (PTE's) have a minimum vacuum of 0.007" of H₂O. To achieve this, the barrel pallets were encased on all sides with 3/4" medium density overlay (MDO) plywood and all the joints were caulked with latex sealant. Then a one inch hole was cut into the structure and a three standard cubic feet per minute (SCFM) fan was introduced to the testing enclosure and adjusted until the structure met EPA regulations. Three barrels, each on a specific tier, were selected to be

probed for temperature and pressure readings during the experiment. Likewise, a separate stack of barrels outside the enclosure was tapped for temperature and pressure readings as an experimental control.

Preliminary results show that the vacuum in the total enclosure has very little effect on either temperature or pressure cycles. The vacuum enclosed barrels only experienced a +0.5 °C offset from the control, mostly due to position within the warehouse. Pressure readings remained nearly identical for the two stacks. These results lead us to the preliminary conclusion that the aging in the barrels may be unaffected by a vacuum. Most of the data has yet to be collected, however. To fully understand the effects of aging in a vacuum, the brandy must be left in the test environment for an extended period of time. As such the experiment was designed to be as self sufficient as possible.

The vacuum test will be kept operational by Gallo Wineries for at least six months. The data provided is expected to ultimately show trends such as seasonal temperature and pressure cycles within the warehouses. In order to keep the experiment running optimally, we've provided Gallo with a list of procedures to follow once the MQP has concluded and we've completed our allotted time on the project.

3.0 Background

The following background research was completed for the purpose of the team. We wanted to be as knowledgeable as possible regarding the E & J Gallo Winery and its current situation as well as the aging process of brandy and its mechanisms.

3.1 History

The E. & J. Gallo Winery was founded in 1933 by brothers Ernest and Julio Gallo. The company now has four wineries in California employing more than 4,600 people and marketing wine in more than ninety foreign countries. The four wineries are strategically located throughout California so that they may access vineyards in all of the premier grape-growing areas of California, and thus, produce wine in practically every category. The E. & J. Gallo Winery offers many products including table wines, sparkling wines, premium wines, and distilled spirits. For over 25 years E. & J. Gallo Winery has been one of the leading producers of fine brandies. In addition to the Very Special Old Pale, XO, and Cask and Cream lines, their Very Special Brandy is America's best-selling brandy.³

3.2 EPA Regulations

The regulations stated below are just two that Gallo has to comply with. As a winery, Gallo is subject to many laws governing the content of alcoholic beverages, bottling procedure, health and safety conditions.

3.2.1 Rule 4694

On December 15th, 2005 Rule 4694 was passed by the San Joaquin Valley Unified Pollution Control District. This rule “limits the emission of volatile organic compounds from wine fermentation tanks and tanks used for bulk storage of wine”². Rule 4694 continues to state that ethanol is the primary air pollutant from wine fermentation vessels.

Although Rule 4694 regulates wine fermentation vessels, Gallo has determined that if they can exchange EPA emissions credits and modify their brandy warehouses instead, it would be a large benefit to the company. Because ethanol is the primary pollutant from the brandy warehouse credit exchange is allowable in this circumstance.

3.2.2 Method 204

Method 204 is the criteria set by the EPA for classifying an enclosure as a PTE. First off the building must support a permanent vacuum of at least 0.007” H₂O column. Secondly, if there are any natural draft openings (NDO’s), Method 204 describes their size and location. The NDO must be at least four equivalent openings from a VOC emitting point, unless specified by the administrator. Conversely, any exhaust point must be four equivalent duct or hood diameters from the NDO. The total area of all the NDO’s may not exceed five percent of the total enclosure surface area, including the walls, floor, and ceiling.

The air flowing through the NDO is important as well, and the average facial velocity through any NDO must be at least 200 feet per minute, with air always flowing into the

enclosure through the NDO's. Also, all access doors and windows, which are not included as NDO's, will be kept closed during normal operation of the enclosure.

For the project, we were asked to represent the warehouse to the best extent possible. At the time of the project, no plans for any NDO's were included in the modifications for the warehouses, so while equivalent diameter information is given by EPA Method 204, it was not necessary for this project. (See Appendix A)

3.3 Brandy Aging Process

The aging process of wine and spirits is still under much investigation even today, as people attempt to optimize the process. Qualities such as wood species, toasted or non-toasted wood, duration of contact, and barrel size among many others will affect wine and spirit. Even the individual grapes used in a specific batch will affect the ultimate outcome, slightly altering the contents of a single bottle. With so many variables it is no wonder why the aging process is still such a mystery.

Oak is by far the most common wood used when constructing wine barrels, although others, such as chestnut, have been known to be employed⁴. Oak is generally used due to its familiar affects on color, taste, texture, and aroma. During aging, chemical compounds inherent to the oak will leech into the wine changing its pH and composition. Besides the leeching of chemicals from the wood into the wine, there is also transfer between the ambient air and the wine. Oak as a micro-porous membrane allows both oxygen and ethanol vapors to pass through it⁵. According to Carl Serpa, one of the

brandy makers at E & J Gallo Wineries, three important events happen continuously to change the chemical and physical properties of the brandy.

The first of these events is the concentration of extracts. Brandy distillate is more than just ethanol and water. Yet, due to size restrictions these are the only two chemicals that really diffuse all the way through the oak. As the ethanol and water leave, the juices and chemicals and oak extracts in solution begin to concentrate. The second event is the ebb and flow of the brandy. As the temperature in the barrel increases, the liquid expands and creeps into the wood. Then as the temperature cycles downward, the liquid retreats from the wood. However, as it retreats, the brandy pulls oak extracts out with it. The third and final event is oxygenation. While water and ethanol diffuse out, oxygen diffuses into the system.⁶

This is where almost anything can happen. The sheer amount of organic chemicals found in both the oak and the brandy can react with the oxygen in an infinite amount of ways. The age of the barrel, species of oak, duration of the aging, and type of grapes used in the distillate all have some sort of affect on these reactions. Most notably, longer exposure to oxygen will break down tannins and increase the vanillan and furfural content.⁷

Tannins are the oak extract associated with astringency, or the harsh and bitter taste in wine, and are found in higher concentration with younger wines. Over time, hydrolysis of tannins will produce phenols which thin the color of red wine. This is why a young red wine is vibrant and dark while old red wines are lighter. Vanillans and furfurals, on

the other hand, are associated with fruity tastes and aromas in wine. The concentration of tannins and vanillans held within a barrel depends upon the species of oak being used. Generally speaking, European oaks tend to have more tannins while American oaks have more aromatic extracts⁷. This leads to noticeable differences in odor, color, and taste based solely on wood selection.

Brandy specifically is a milder and fruitier spirit than whiskey or bourbon, for example⁸. The high tannin content found in brand new oak is desirable to harsher woodier spirits, yet less desirable in brandy. For this reason, E and J Gallo Wineries never use brand new oak to age brandy. Rather, Gallo either refills old brandy barrels or purchases used barrels from whiskey and bourbon manufacturers. Whiskey requires brand new oak every time so the leached barrels would be discarded otherwise.⁶

3.4 Barreling and Bottling

The first time a barrel is used by Gallo it is marked with a white stripe. This practice helps the warehouse staff to track the barrel's age. After the barrel is emptied and refilled the first time, it is marked with a yellow stripe. The color scheme continues in the following order: orange, blue, green, red, and finally red/red. After the second red stripe is added, the barrel's age is no longer tracked. It is at this point that the barrel is considered as old as it will get. Red/red barrels are still used however. In fact red/red barrels are the most common in the entire warehouse. It is not until a barrel shows physical signs of aging, usually around 20 years old, that it is discarded.⁶

3.5 Transport Phenomenon

3.5.1 Mass Transfer

Brandy is a very complex substance, in which many reactions occur simultaneously. For the purpose of applying mass transfer equations however, Brandy can be simplified as a simple two component mixture of ethanol and water. The brandy evaporates and diffuses through the oak of the barrel. It is described that currently, 1.5 proof gallons of brandy is evaporating out of each barrel, per year¹. In other words, .75 gallons of ethanol and .75 gallons of water escape the barrel each year. Although an equal amount of both water and ethanol is escaping the barrel, that does not necessarily mean that an equal amount of ethanol and water is evaporating inside of the barrel. Ethanol has a lower boiling point than water, and thus is expected to evaporate more at a given temperature, however the water molecule is smaller and can diffuse through the wood easier. This loss however can also be caused by imperfections in the barrel, and improper sealing.

The mass transfer equations that follow can be applied to the system in question. The equations relate diffusion through a medium, as well as the principles of evaporation.

Fick's Law

$$J_{A,z} = -D_{AB} \frac{dC_A}{dz}$$

Where $J_{A,z}$ is the molar flux in the z direction relative to the molar average velocity,

$\frac{dC_A}{dz}$ is the concentration gradient in the z direction, and D_{AB} is the diffusion coefficient

for component A, ethanol, diffusing through component B, oak. This is the most common form of Fick's Law and is applicable for isothermal, isobaric systems. Other forms of Fick's Law exist that apply for systems with constant density or average velocity to be constant. These other forms of Fick's Law are easily obtainable or derivable if they are deemed useful and necessary.⁹

Diffusion Coefficient:

$$D_{AB} = \frac{0.001858T^{3/2}[(1/M_A) + (1/M_B)]^{1/2}}{P\rho_{AB}^2\Omega_D}$$

Where D_{AB} is the mass diffusivity of A, ethanol, through B, oak, in (cm²/s), T is the absolute temperature in K, M_A and M_B are the molecular weights of ethanol and oak respectively, P is the absolute pressure, in atmospheres, ρ_{AB} is the "collision diameter", and Ω_D is the "collision integral" for molecular diffusion.⁹

The diffusion coefficient of a system at one condition can be related to the diffusion coefficient at another condition by:

$$\frac{D_{ABcondition1}}{D_{ABcondition2}} = \left(\frac{T_1}{T_2}\right)^{3/2} \frac{P_2}{P_1}$$

Where T is temperature in Kelvin and P is pressure in atmospheres.⁹

Raoult's Law

$$p_A = x_A P_A$$

Raoult's Law applies to a system where the liquid phase is ideal and relates the partial pressure of ethanol in gas, p_A , to the product of the mole fraction of ethanol in the liquid phase, x_A , and the vapor pressure of pure ethanol at the equilibrium temperature.

Raoult's Law applies to systems where the temperature and pressure are constant.⁹

Dalton's Law

$$p_A = y_A P$$

Dalton's Law is obeyed when the system is ideal in the gas phase. Dalton's law relates the partial pressure of ethanol, in gas, p_A , to the product of the mole fraction of ethanol in the gas phase, y_A , and P is the total pressure of the system. Dalton's Law applies to systems where the temperature and pressure are constant.⁹

Raoult-Dalton Equilibrium Law

$$y_A P = x_A P_A$$

The Raoult-Dalton Equilibrium Law applies when both the liquid phase and the gas phase are ideal. The two equations are combined to form the relationship, and can be applied to systems where the temperature and pressure are constant.⁹

Henry's Law

$$p_A = Hc_A$$

Henry's Law is an equilibrium relation that is found true for systems that are dilute.

Henry's Law relates the partial pressure of ethanol, in gas, p_A , to the product of Henry's Law constant, H , and the composition of ethanol in the liquid phase, c_A .⁹

3.5.2 Heat Transfer

Heat transfer equations describe the energy that is gained or lost between two different temperatures. Temperature differences may exist between two surfaces, two fluids, or a surface and a fluid. The rate at which energy flows between the two depends on many factors including but not limited to: area, temperature difference, and the thermal nature of the substance itself. Convective heat transfer refers to the energy that is lost as heat travels across a fluid. Likewise conductive heat transfer refers to the energy lost as heat travels across a solid surface.⁹

Convection

Heat will first travel from the ambient air to the barrel wall. As the temperature surrounding around the barrel shifts the temperature on the barrel wall will change thus affecting the amount of heat energy transferred. However the barrel wall will never be at the actual ambient air temperature due to convective heat losses. It is therefore important for us to understand how changes in air temperature relate to changes in barrel temperature.

Newton's Law of Cooling is given as

$$\frac{q}{A} = h\Delta T$$

Where h is the heat transfer coefficient, ΔT is the temperature difference between the fluid and the surface, and A is the area normal to the heat flow. Because air is the fluid in question, we know the film coefficient h is equal to $10 \text{ Btu}/(\text{hr ft}^2 \text{ }^\circ\text{F})$.⁹

Conduction

Once heat energy has been transferred from the air to the barrel, it will transfer through the solid wall and into the brandy on the other side. The heat energy will cause ethanol molecules to excite and possibly diffuse faster and/or more readily. Heat will transfer into the brandy according to the Fourier rate equation:

$$\frac{q_x}{A} = -k \frac{dT}{dx}$$

The temperature gradient $\frac{dT}{dx}$ is found using the following equation:

$$\frac{dT}{dx} = -\frac{T_1 - T_2}{L}$$

Where T_1 is temperature of the outside wall, T_2 is temperature of the inside wall, and L is length between the two in feet. This lets us rewrite the Fourier equation as follows:

$$q_x = \frac{kA}{L}(T_1 - T_2)$$

The conductive heat constant of oak is known to be $0.12 \text{ Btu} / (\text{hr ft } ^\circ\text{F})$. The length L in this case is the width of the wooden slats of the barrel, which is approximately one inch thick. Given the temperatures on either side of the barrel it would be possible to calculate the heat across the barrel.⁹

4.0 Methodology

The following section describes the steps we took in preparing the experiment, including its design and instrumentation.

4.1 Instruments

4.1.1 Smart Reader Plus

The purpose of this project was to identify and analyze the effects of a vacuum upon brandy aging, but brandy ages for at least two years and sometimes over two decades. Any changes during the one month of vacuum exposure would be miniscule at best. Therefore, it was important to keep a constant eye on the system for an extended period of time. Data loggers were used so that readings could be taken constantly at almost any interval Gallo desired. This enabled us to continue to work on other areas of the project while the experiment and data collection ran continuously. It also provided us with a large range of data so that any temperature and pressure changes could be studied and conclusions could be made about the warehouse.

The data loggers chosen were Smart Readers Plus 4 (SMR 4) and Smart Reader Plus 8 (SMR 8) models. These are pocket sized loggers produced by ACR Systems Inc. We chose these models for many reasons. First and foremost, Gallo engineers have used SMR's for other projects and they came highly recommended. Secondly, there were a few made available to us without purchase, and this was a large benefit considering the budget of the project.

In addition to their history with Gallo, there are many advantages to using Smart Readers Plus loggers. The SMR 4 has both a port for collect temperature data and a port for pressure data, coincidentally the exact measurements we would be recording. With this in mind one Smart Reader could be assigned to a particular barrel, which helped in the organization of the data recording. Two SMR 8 units were obtained as well. These units simply record temperature, and thus were used in the collection of the ambient temperature data. The SMR's themselves are small, compact units, which is good for warehouse functionality. The SMR's were tucked out of the way, and warehouse activity continued normally.

Other features include the ten year battery life. This project may continue up to two years after our departure, and the lack of concern over a power source was a benefit of the Smart Reader systems. They can be adjusted to record data at just about any desired frequency. This will be more important as the experiment continues, and Gallo engineers may complete the data collection less frequently. They have a 128 kilobyte memory, which is more than enough to allow them to log continuously for nearly 5 years at 30 minutes per reading. Finally they connect and upload data directly into desktop computers. All these reasons made the SMR's the obvious choice for our data logging needs. (See Appendix B)

4.1.2 Temperature Probes

Temperature recordings were taken inside of six barrels for this project, as well as the ambient temperature of the warehouse and the ambient temperature of the enclosure. ET-101 penetration probes were obtained from ACR Systems specifically to be used with the SMR's. This was done so that the probe would reach as far into the barrel as possible, through the bung on the top of the barrel. The electrical part of the probe however was so large that the pallets that were to be placed on top the barrels had to be altered. By removing one piece of wood from the pallets, the structural integrity of the pallet was not harmed, but allowed the temperature probes to fit snugly in the stacks of barrels. (See Appendix B)

4.1.3 Pressure Probes

The pressure of the inside of the brandy barrels was recorded as well. Gallo had not done an experiment in which the pressure of the inside of the barrels was recorded before, so there was no protocol for such, but the brandy makers were very excited to see that information. The bungs on the tops of the barrels were altered so that the temperature probes would go through them and a seal was still kept. This was done for the pressure probes as well. Tygon tubing was put just through the bung into the barrel. The barrels are not filled to the brim, thus there exists a small amount of head space in the barrel for vapors. As temperature increases inside the barrel, the vapor pressure of ethanol increases with it. Likewise as the vapor pressure drops with lower temperatures, a slightly negative pressure exists. This is known as breathing and is measured by the SMR's via the tubing and pressure port.

4.1.4 Blower

In order to create a vacuum inside of the enclosure, the team installed a blower, essentially an exhaust fan, on the side of the enclosure. The choosing of a proper blower however was essential to the project, as creating the vacuum in the enclosure and around the barrels was vital.

Calculations

The blower used for the enclosure was scaled down from the future plans for Warehouse J. About 2500 standard cubic feet of air per minute (SCFM) must be removed from Warehouse J to create the necessary vacuum for future ethanol capture. Three different ratios were considered in the sizing down of the fan, these being total volume, total barrels, and envelope volume. The three calculations all produced blower sizes in the same order of magnitude, however envelope volume was decided as the most meaningful calculation.

The envelope volume of the warehouse is defined as the volume of air surrounding the barrels in the warehouse. Mathematically, the envelope volume of the warehouse is the volume of all of the barrels and the pallets in the warehouse subtracted from the total volume of the warehouse. The ratio for the calculation is as follows:

Warehouse J Volume: 1,579,600 ft³

Enclosure Volume: 756 ft³

Barrel Volume: 64 gallons = 8.56 ft³

Pallet Volume: $6[(2/12)\text{ft} \times (4/12)\text{ft} \times 6\text{ft}] + 16[(1/12)\text{ft} \times (6/12)\text{ft} \times 6\text{ft}] = 6 \text{ ft}^3$ (wood parts)

Warehouse J Envelope Volume:

$1,579,600 \text{ ft}^3 - (1,701 \text{ stacks})(54 \text{ barrels/stack})(8.56 \text{ ft}^3/\text{barrel}) - (1,701 \text{ stacks})(6 \text{ pallets/stack})(6 \text{ ft}^3) = 732,094 \text{ ft}^3$

Enclosure Envelope Volume:

$756 \text{ ft}^3 - 54 \text{ barrels}(8.56 \text{ ft}^3/\text{barrel}) - 6 \text{ pallets}(6 \text{ ft}^3/\text{pallet}) = 258 \text{ ft}^3$

Enclosure Blower Capacity: $(258 \text{ ft}^3 / 732,094 \text{ ft}^3)(2500 \text{ SCFM}) = \mathbf{0.88 \text{ SCFM}}$

Installation

Finding a blower off the shelf with such a small capacity was not possible. With the tight time schedule of the enclosure construction completion, and the fear that leaving the brandy completely enclosed and stagnant for an extended period of time could be detrimental, the best the team could procure on the short notice was a 10 SCFM blower. This particular blower however had a 24 volt power supply, but needed to run off a standard 108 volt wall outlet. To resolve this, we purchased a power supply converter, and rewired the blower. The power supply converter was placed in an altered bucket, so

that it would not be damaged throughout the duration of the project and would also be kept weather proof.

The blower had a four inch diameter, and a hole that size was cut into one side of the enclosure and the fan was attached. As expected, with the fan flush against the wood, the pressure reading of the vacuum was much stronger than necessary. Without a way to throttle the fan, we were then forced to come up with a way to decrease the vacuum. The easiest way to do so was to constrict the air flow through the opening. This was done by placing a piece of cardboard in between the fan and the side of the enclosure. The blower was adjusted so that there was separation between it and the side of the enclosure, and a half inch square hole was cut into the cardboard. This reduced the air volume drawn from inside the enclosure and provided the desired vacuum inside the enclosure.

Modifications

The set up designed by the group for the blower reached the qualifications of the vacuum of the enclosure. With adjustments and daily readings by the team, the vacuum ran at a consistent .01 inches of water. However, as there was separation between the blower and the enclosure, there was no way to determine the quantity of the air that was exiting, and thus flowing through, the enclosure.

The decision to change the blower was done after request by both the project manager and the brandy makers, so that airflow through the enclosure may be determined. A fan

of less than two inches of diameter, which had been removed from an old computer processor, was prepared for installation to the enclosure. The wood that was removed from the enclosure for the previous blower had been saved, and was altered so the new fan may be mounted to it. By preparing the wood before bringing it to the enclosure, there was minimal down time on the enclosure. The installation was also completed during a weekly data collection run, and the enclosure was thus given time to reach steady state before the next set of data points was scheduled.

The experience of the initial blower led to an interesting design of the second blower. The fan was mounted on the wood in such a way that it was actually inside of the enclosure blowing air through a hole in the wood. On the outside of the enclosure, a small piece of plastic was fabricated with the intent of providing blower adjustment. By adjusting it on the outside, with the fan inside, the outlet airflow of the enclosure could be measured.

4.1.5 Pressure Gauge

The enclosure was built to ensure that a vacuum could be maintained within it, and a blower was mounted in place to create the vacuum, which needed to be monitored. The vacuum was so small, that an accurate pressure measurement system had to be provided. Initial thoughts included designing a special inclined U-tube manometer, with such a small degree of incline that would allow the measurement of a small vacuum. Eventually however it was determined a Magnihelic pressure gauge would be utilized instead. The magnihelic gauge had a range of zero to 0.25 inches of water vacuum. On

this gauge, the team could maintain a vacuum of .01 or .005 inches of water accurately. The decision was made to run the vacuum at slightly higher than necessary, that way we could be certain the enclosure was undergoing the intended effects of the planned future warehouse changes, and if any fluctuations in pressure occurred the vacuum would stay above the .007 inches of water minimum requirement. (See Appendix B)

4.1.6 Anemometer

In order to determine the flow of air exiting the enclosure, a BK Precision anemometer was purchased. The anemometer was delicate enough to measure low air speeds consistently, which was necessary for measuring the exhaust air. The multiplication of the exhaust air velocity and the exhaust hole area gave us an estimate of the air volume flow rate exiting the enclosure. (See Appendix B)

4.1.7 Draeger Tubes

Draeger tubes were obtained for the purpose of determining the concentration of ethanol in the warehouse air. A Draeger pump was borrowed from a Gallo employee, but the proper ethanol tubes had to be purchased. Draeger tubes provide a one-time ethanol concentration reading of the atmosphere. Air is pumped through the tube, and the ethanol in the air reacts with the paper inside. Color travels up the paper, giving concentration readings.

The Draeger tubes however were found to be unreliable. The data recorded on them could not be easily duplicated. The pump was operated by hand strength, and thus created an opportunity for error. The Draeger tubes also had a maximum concentration value reading of 3000 ppm.

4.1.8 LEL Meter

An electronic lower explosive limit (LEL) meter was borrowed from a Gallo employee with the same intent as the Draeger gas detector. The Draeger tube gas detector and LEL meter were used in unison in order to cross check their reliability, however the LEL meter was found to be much more reliable, and the Draeger tubes were discarded. (See Appendix C)

4.2 Installation of Instruments

The instrumentation of both the enclosure and the data logging systems was vital to the project. The reasons for both the choice and the use of each instrument are outlined in detail in the above section of this report. This section describes in more detail the installation and use of each instrument.

In order for the temperature and pressure probes to fit inside the barrel properly, the bungs of the barrels had to be modified. In order to minimize disturbance of the brandy aging process, the barrels were left as they were until the modified bungs were ready. This was accomplished by obtaining extra wooden bungs. Rubber bungs were

considered, as they would be easier to fit and drill, however the decision to use wood was made in order to keep the barrels as representative of the normal conditions as possible, wooden bungs are used in all of the aging barrels. The barrels also needed to continue to be sealed; if the barrels remained unsealed they would not properly represent the normal storage and aging conditions of the barrels in the warehouse. To maintain a seal, the drilled holes in the bungs were designed to be drilled slightly smaller than the probes. As the probes were manipulated and force-fit through the smaller holes, the tight fit created an acceptable seal around the instrument probes.

4.3 Test Location

Initially, a proper location for the construction of the enclosure had to be determined. There were many criteria a location would have to meet for it to be deemed an acceptable location. These criteria included warehouse functionality, warehouse representation, atmospheric conditions, proximity to uniform air flow disturbances and power supply.

Originally, the desired testing location was deemed to be in the center of Warehouse J. By choosing a location in the center of the warehouse, the atmosphere and conditions of the warehouse would reflect a normal warehouse quite accurately. However, a location where the barrels within the enclosure would not need to be accessed for a minimum of one year was also given strong consideration. This was facilitated with the assistance of the brandy warehouse manager. This location also had a wide enough area for the unimpeded construction of the enclosure. This location however, was not selected as the location of the experiment for the following reasons. The future warehouse will be under

vacuum, but it will be pulling in fresh, outside air through any openings in the warehouse. With the enclosure in the center of the warehouse, it would be in an ethanol rich atmosphere, thereby not representing the actual future warehouse conditions to an acceptable level.

A new location that was deemed acceptable was found in Warehouse K. Warehouse K has an extra roll up door, which is used only in extremely rare occasions. We were able to build the enclosure against a wall, near this roll up door. By scheduling routine openings of this door, the ethanol concentration of the air around the enclosure could be kept at a minimum. The functionality of the warehouse was unharmed, as the use of the roll up door is minimal and the enclosure is in such a location that no work is hindered what so ever. The enclosure is also up against one of the warehouse walls. This is most beneficial to the enclosure as it is a mechanism that helps to control and maintain the temperature. (See Appendix E)

4.4 Control Barrel Location

The major concern in the selection of the location for the control barrels was always to accurately represent the current conditions of the warehouse. However, warehouse functionality had to be considered at all times. In keeping warehouse functionality in mind, initial thoughts were to keep the control barrels in a location near the test. In this way the barrels would only need to be accessed at the same time, and only one location where the barrels behind it would need to be stagnant was necessary. Once the test

location was selected as against a wall, away from other barrels, and near the roll up door, it became apparent that a separate location for the control stack would be needed.

We settled on Warehouse K, as it was desirable to have the test and the control stacks in the same warehouse. Ultimately a location far from the roll up door was deemed acceptable. This location was on the corner of a large aisle of barrels. The barrels surrounding the control barrels could be accessed if necessary, and the atmosphere and temperature of the location is indeed representative of the current warehouse. (See Appendix E)

4.5 Enclosure

A major part of this project was the test enclosure. The results of the experiment would have been meaningless if a less than satisfactory enclosure had been built. The enclosure was built to resemble the future warehouse storage conditions. The enclosure was built following the EPA regulations for PTEs according to Method 204.

4.5.1 Specifications

The enclosure surrounded a total of 54 barrels, six pallets of barrels stacked on top of each other with nine barrels to a pallet. The enclosure was built with this in mind, and preliminary measurements suggested that the enclosure should be six feet by six feet at the base, and 21 feet high. It was only necessary that three sides of the enclosure be built, as an existing warehouse wall was used as the fourth side. Not only did this decrease the

cost of construction, but the Gallo engineers suggested that it was also a mechanism for controlling the temperature of the enclosure. (See Appendix D, E)

The most important feature of the enclosure was the vacuum seal. Extra care had to be taken to ensure that the enclosure would not only hold a vacuum, but one as slight as 0.007 inches of water. A latex caulking had to be used as well, to avoid any unwanted odors in the warehouse.

4.5.2 Sorensen Construction, Inc.

The project team worked directly with a Gallo hired contractor, Sorensen Construction, in the building of the enclosure. We were the primary contacts for Sorensen Construction, and communicated with them to ensure that all of the necessary specifications of the enclosure would be met or exceeded.

The original plans for the enclosure had the walls of the enclosure being built out of plywood. At the recommendation of Sorensen Construction the material of building was changed. Rather than generic plywood, an MDO plywood was used instead. As it is well known that ethanol vapors soak into wood, there was fear of both soaking and losses through the wood throughout the duration of the project. It was determined that the layering of the MDO plywood would help minimize this effect

The vacuum seal of the enclosure was the biggest concern regarding the enclosure. Sorensen Construction worked diligently to provide the vacuum seal, caulking both the

inside, and the outside of the joints of the MDO plywood enclosure. Caulking was also added around the holes that had been made to accommodate the tubing and wires of the data logging equipment. (See Appendix F)

4.6 Test Calibration

The SMR4 and SMR8 models used for data acquisition needed to be calibrated before use in the experiment. It was important to assure precision and accuracy across all loggers in order to effectively compare their respective data. Any differences across the loggers needed to be addressed.

First, we performed a temperature calibration test. The ET-101 probes that were to be placed in the brandy barrels were used for this test as well. If a temperature anomaly were to arise, it could potentially be the fault of the logger or the probe. By using these probes we could assure that both were working correctly.

Once the devices were ready the probes were introduced to an ice bath. The bath was measured at 0°C for the duration of the test. After about seven minutes had elapsed, the probes were immediately moved to a warm bath for an additional five minutes. This water was first measured at 37°C but rapidly declined to 23°C once the cold probes were introduced.

After the temperature calibration had concluded we began the pressure calibration. A series of 3/4" tubing and T valves was made so that all the SMR 4's could be exposed to

the same pressure. One end was hooked up to an air pump and the other to a pressure gauge. The air pump was activated and set to 4" H₂O. After a few moments, the pressure was changed to 7" H₂O in order to test the SMR 4's reaction time. This entire test lasted about five minutes.

After the test it was observed that some of the SMR's did not pass the calibration. All of them had been provided by Gallo from storage and some were visibly aged. Two new SMR 4's were required to replace the defective units. Earlier we had decided to use the one SMR 8 to log both the warehouse ambient and the enclosure ambient temperatures. However, we decided that an additional SMR 8 to measure temperature across the warehouse would be desirable. These were ordered from ACR Systems along with another ET-101 probe for the new ambient temperature reading.

When the three new readers arrived, they too needed to be calibrated. Rather than conduct the entire experiment again, each new reader was paired with one of the original readers. Since all the original readers were known to be precise with one another, calibrating against one was equivalent to calibrating against them all. The individual pairs of SMR's were exposed to the temperature baths and air pressure in the same manner as before.

4.7 Mass Transfer

Beyond a working model for the warehouse, Gallo wanted, as one of the lesser project goals, to physically measure the amount of ethanol lost during the experiment. To this

end, we decided a mass balance was the easiest method for measuring losses.

Immediately before and after the barrels were filled and sealed, they were all weighed on an industrial scale at the brandy warehouse. The empty and full weights were recorded for all 108 barrels and the liquid weights were calculated by simple subtraction. The average liquid weight per barrel came out to 308.4 lbs (See Appendix G).

At the end of the first six month experimentation period, the barrels are going to be removed from experiment and taste tested. However, before the taste test, they will also be reweighed at this time for losses. The barrels that have been probed for temperature, pressure, and sample will not be included in this study. It is the belief of the Gallo brandy makers that both stacks will show a decreased in weight, yet they will look specifically for a larger decrease in the barrels exposed to the vacuum. A larger decrease will mean that the vacuum does indeed increase mass transfer through the barrel wall and that translates into substantial losses for Gallo if they proceed with the warehouse conversion. We measured the original weights of the barrels, yet no mass transfer results were established for the duration of the WPI's involvement with the project.

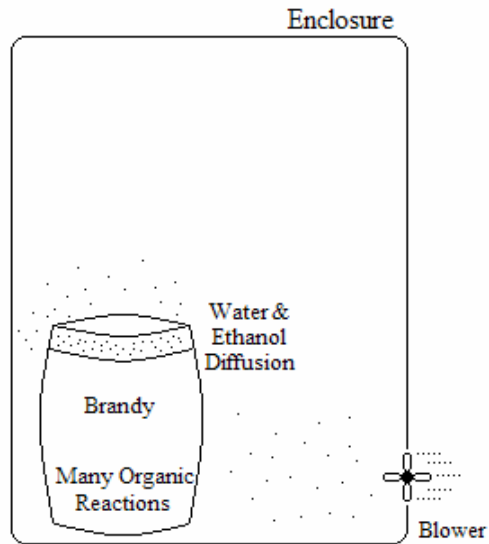


Figure 1: Mass Transfer Diagram

5.0 Results and Discussion

The results of the experiment first include the test calibration for the instruments, but is then expanded into the running of the experiment and is reported chronologically by weekly collections and data analysis.

5.1 Test Calibration Results

This section describes the results of the Smart Reader Plus calibration experiments. Overall the Smart Readers exhibited excellent precision across all tests. All the same peaks and valleys are seen for very similar times. The accuracy was also promising, however off in the first temperature test as explained below. The spreadsheet data and graphical data for all calibration tests can be found in Appendices H and L.

From the first temperature test Smart Readers 81075, 81406, 81407, and 81511 all showed remarkable agreement. They all descended rapidly to 0°C in the ice bath and varied by only fractions of degrees from one another. When introduced to the warm bath they all increased rapidly to 37°C and again showed very little variance. Throughout the entire trial spanning almost 40 degrees they averaged a difference of 0.97°C.

The most distressing problem with the first temperature test, however, was that the probes never registered higher than 25°C while the warm bath was measured at 37°C. This was considered acceptable at the time for multiple reasons. First we considered the fact that all the probes had just emerged from an ice bath and were essentially freezing. Secondly the probes were all in close proximity insulating each other with cold water. Finally, all showed agreement with one another, describing the temperature as 25°C. Since the probes accurately measured the temperature of the ice bath, the assumption was made that the probes never actually reached 37°C at their warmest. Worst case scenario proved that all the SMR's were logging 25 instead of 37 and a correction factor would need to be added. This was still acceptable. The data is represented graphically below in Figure 2.

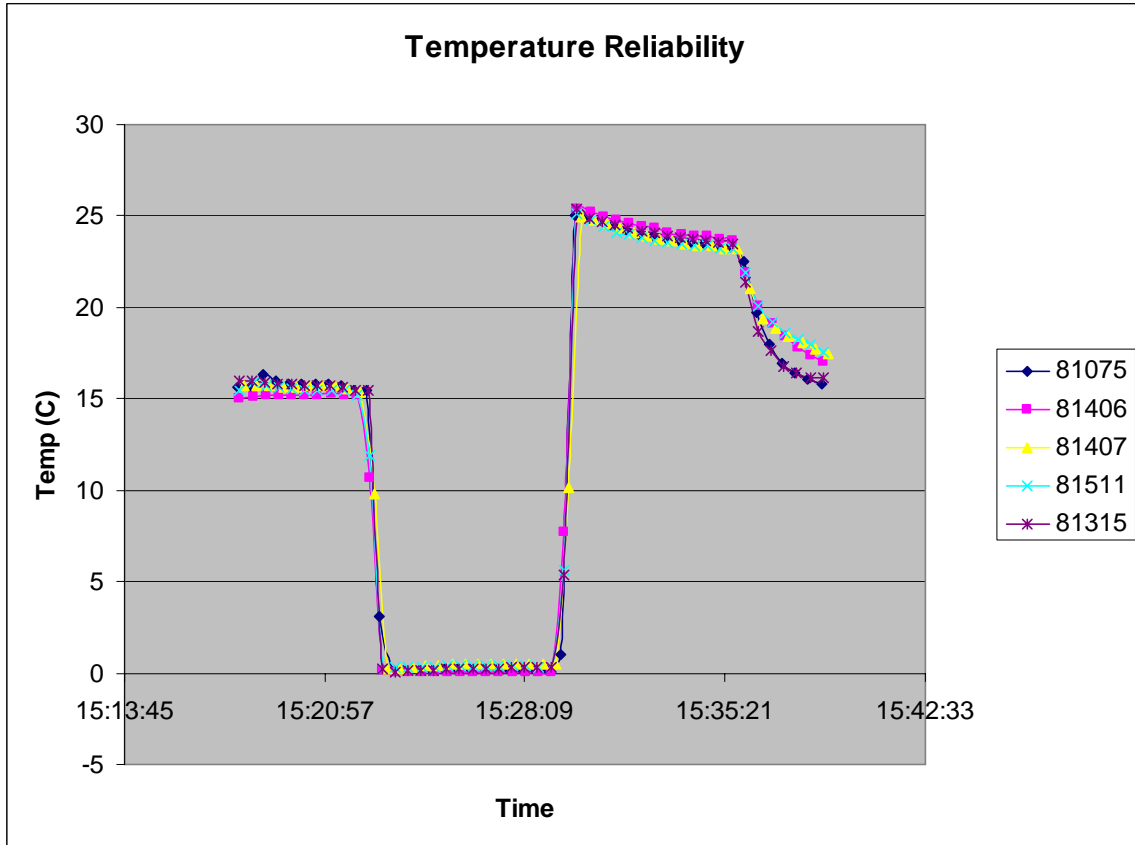


Figure 2: Temperature Reliability Test 1

The first pressure test, on the other hand, showed no accuracy problems. Air pressure was first set to 4" H₂O (0.144 PSI) and then changed to 7" H₂O (0.252 PSI). As shown below in Fig. 3, each reader reached these numbers and flattened for the duration of the exposure.

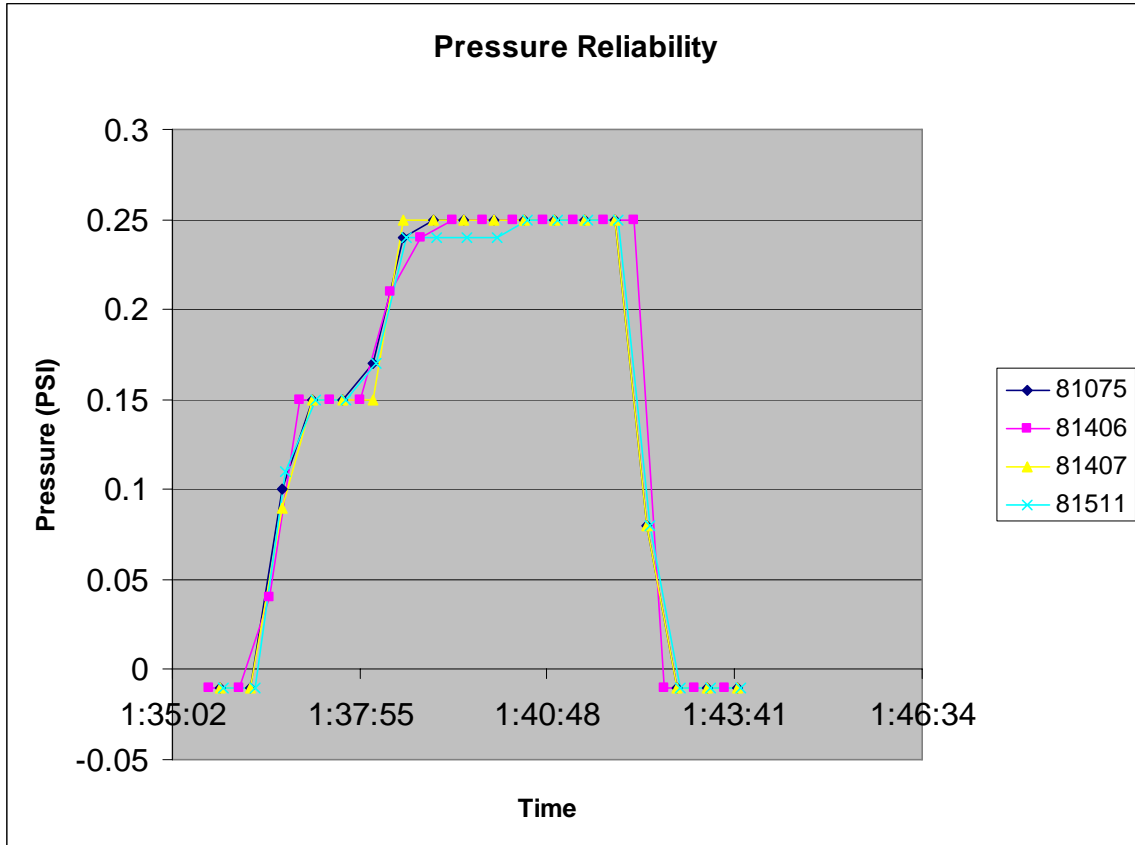


Figure 3: Pressure Reliability Test 1

The only real problem with this graph is the delay 81511 experienced in agreeing with the others. For a few data points this reader logged a 0.01 PSI difference from the others. While seemingly insignificant, the experiment showed pressure cycles of 0.01 PSI. Those cycles in the brandy barrels, however, occur over hours while this discrepancy occurred for only two minutes before agreement was reached. The SMR 4's were accepted as pressure reliable based on this experiment.

The second round of tests was performed in pairs. The newly purchased SMR 4 and 8 models were each matched with one of the original SMR's and tested with the same temperature and pressure method as before. First off, readers 84727 and 81511 were

exposed to the warm and cold baths. Again, the readers performed excellently when exposed to the ice. They reached 0°C rapidly and stayed on target for the duration of the exposure. However this time the readers also performed well in the warm bath. They rose up to the known temperature of the water, and stayed relatively consistent with each other.

This proved two things. 1) that reader 84727 was calibrated for temperature along with all the original SMR's, and 2) because 81511 was able to reach 42°C all the original ones should be able to as well. The probes were introduced to the warm bath first this time, which eliminated the cold surface area effect on the reading. Since reader 81511 had problems reaching the warm bath temperature in the first test, but not in the second test, all the reader should be expected to react similarly. This further confirmed our belief that the low temperature from the first trial was correct. The second temperature trial can be seen graphically in Fig 4.

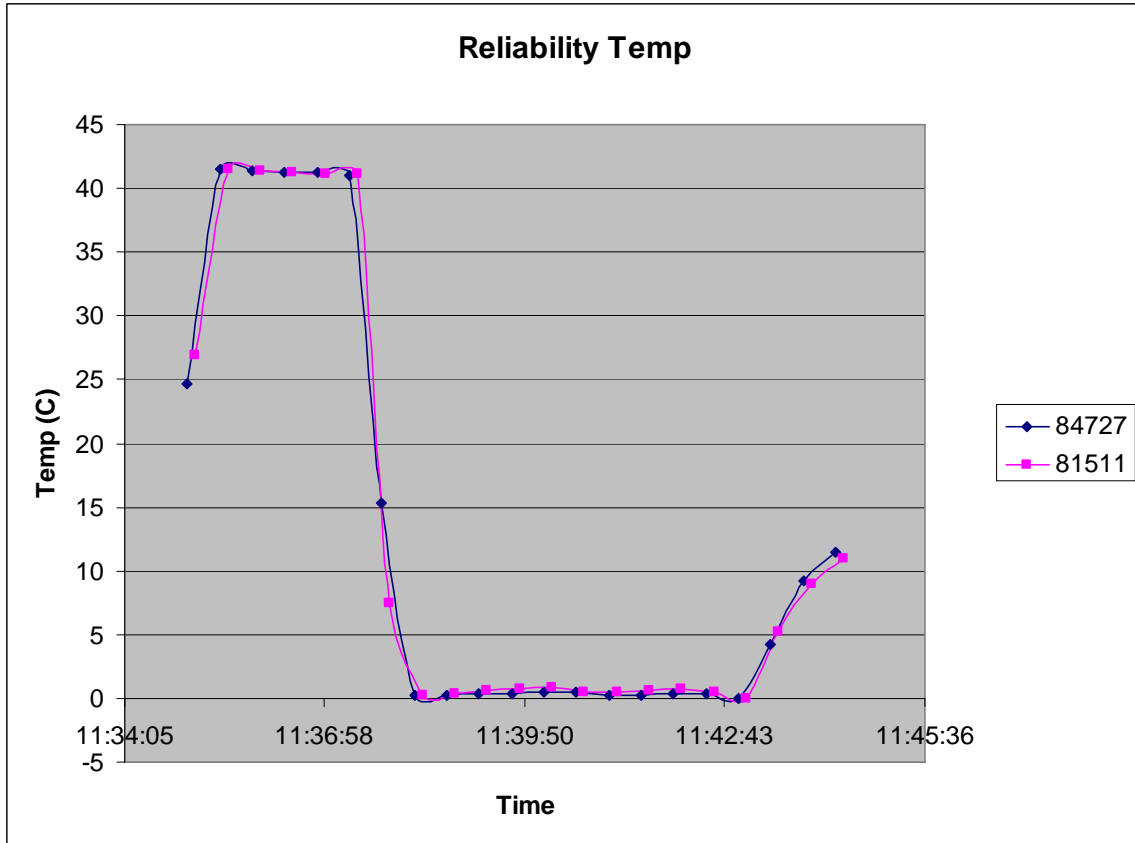


Figure 4: Temperature Reliability Test 2

The pressure calibration for reader 84727 went much as expected. In under one minute the readers had responded to a pressure of 6" H₂O (0.22 PSI). The graphical representation below in Fig 5 shows that the curves are nearly identical.

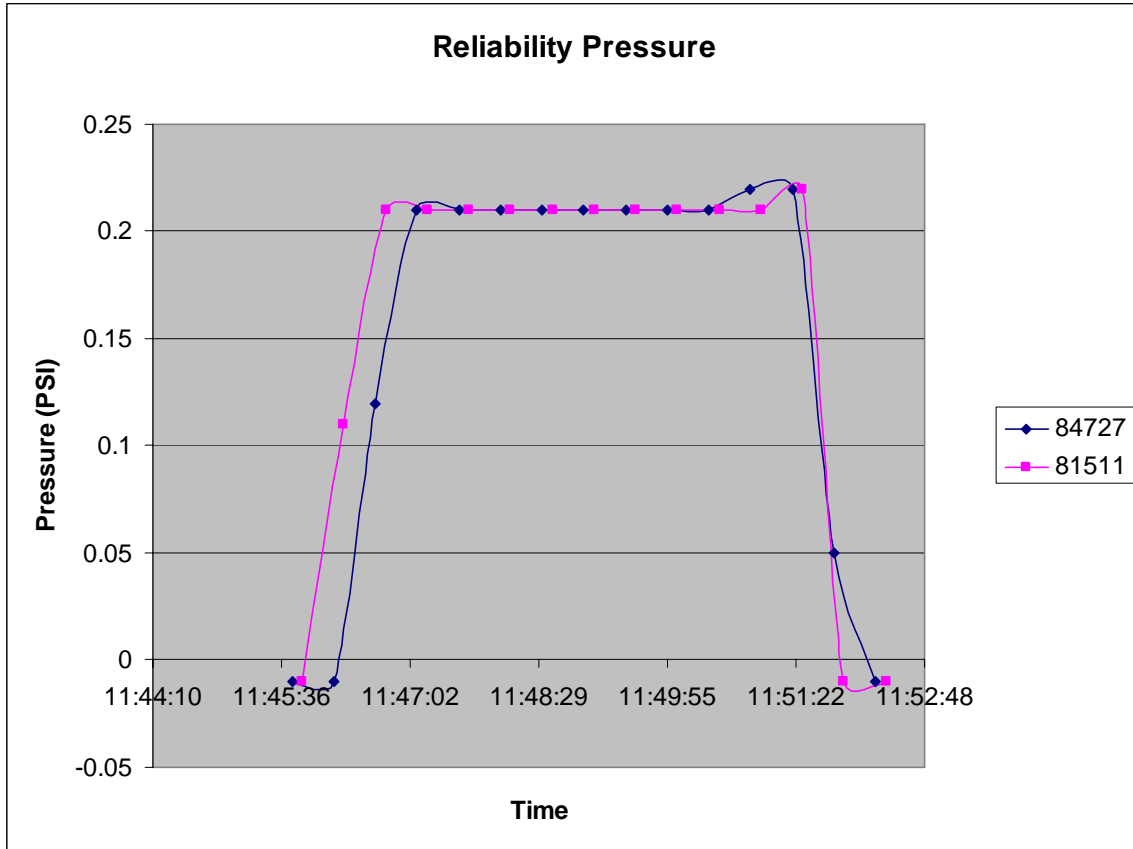


Figure 5: Pressure Reliability Test 2

As above, the same trials were performed upon readers 84728 and 81407. To test the idea of cold surface area affecting the warm temperature reading in the original trial, the probes were introduced to the cold bath first. The main difference in this experiment being that only two rather than six freezing cold probes would be introduced to the warm water. As shown below in Fig 6 the correlation is nearly identical between the two SMR's.

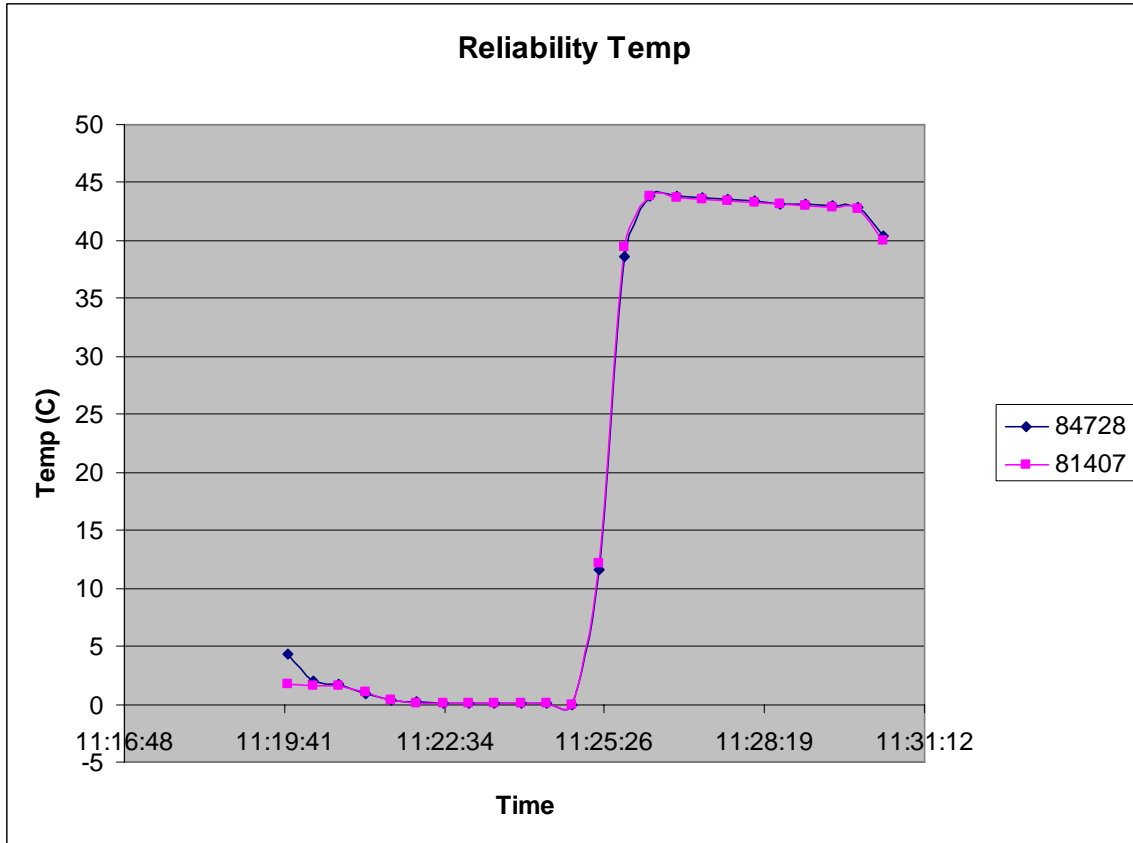


Figure 6: Temperature Reliability Test 3

Next, by placing the probes immediately in the warm bath it was expected from the original experiment that the temperature reading be significantly lower than expected. This was not the case, however. The loggers both measured about 43°C for the duration of exposure. Again it was seen that one of the original readers was capable of reading the true temperature, even after such a drastic change. Because both loggers 81511 and 81407 were shown capable of reaching this high, it was assumed that the temperature given by the thermometer from the first trial was inaccurate.

Finally, the pressure between 81407 and 84728 was shown to be acceptable. They both leveled out at 12" H₂O (0.45 PSI) and 6" H₂O (0.2 PSI) with only minimal variance between them. Because the variance was constant and because they returned to agreement, 84728 was accepted as calibrated for pressure. The data is show graphically below in Fig 7.

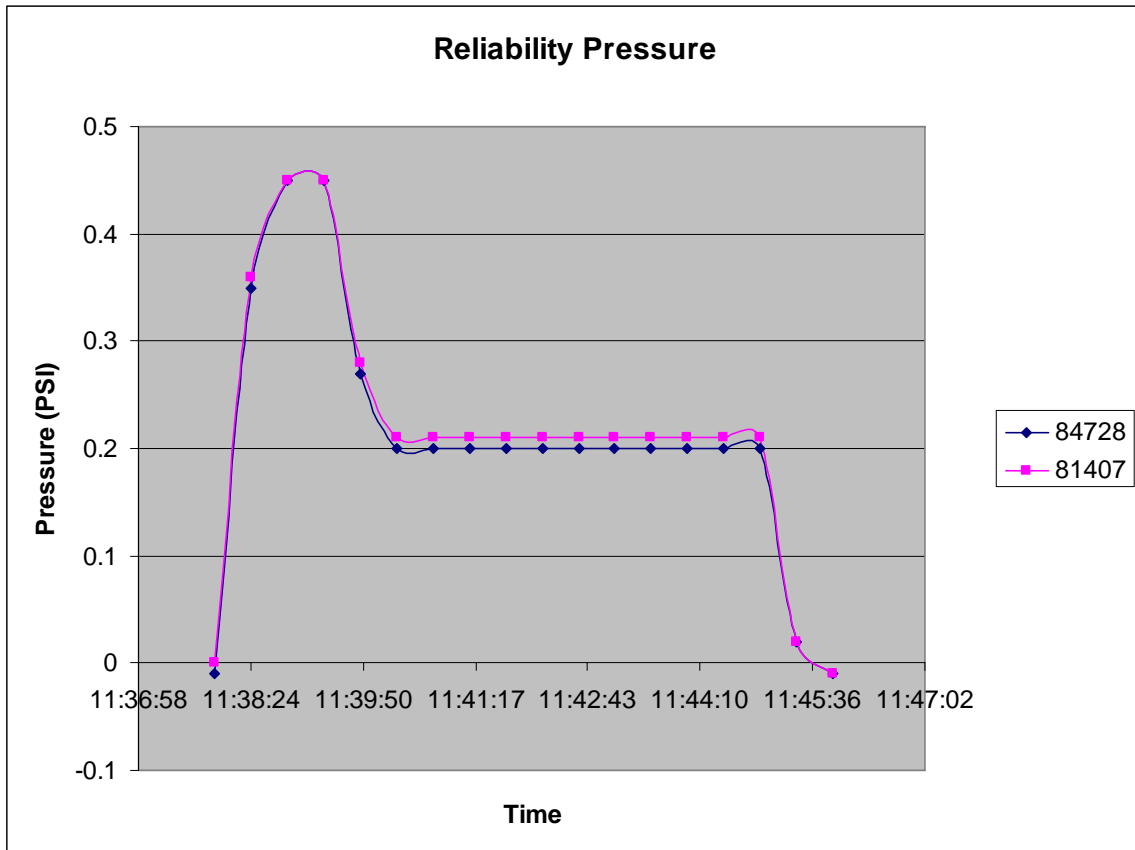


Figure 7: Pressure Reliability Test 3

The final reliability test compared the two SMR 8 models against one another, in a warm water bath first and a cold water bath second. The two performed well against one another with very little lag or disagreement between them. As before, because reader

81315 agreed so well with the other readers from Test 1, reader 81314 was accepted as calibrated. This final experiment is represented graphically below in Fig 8.

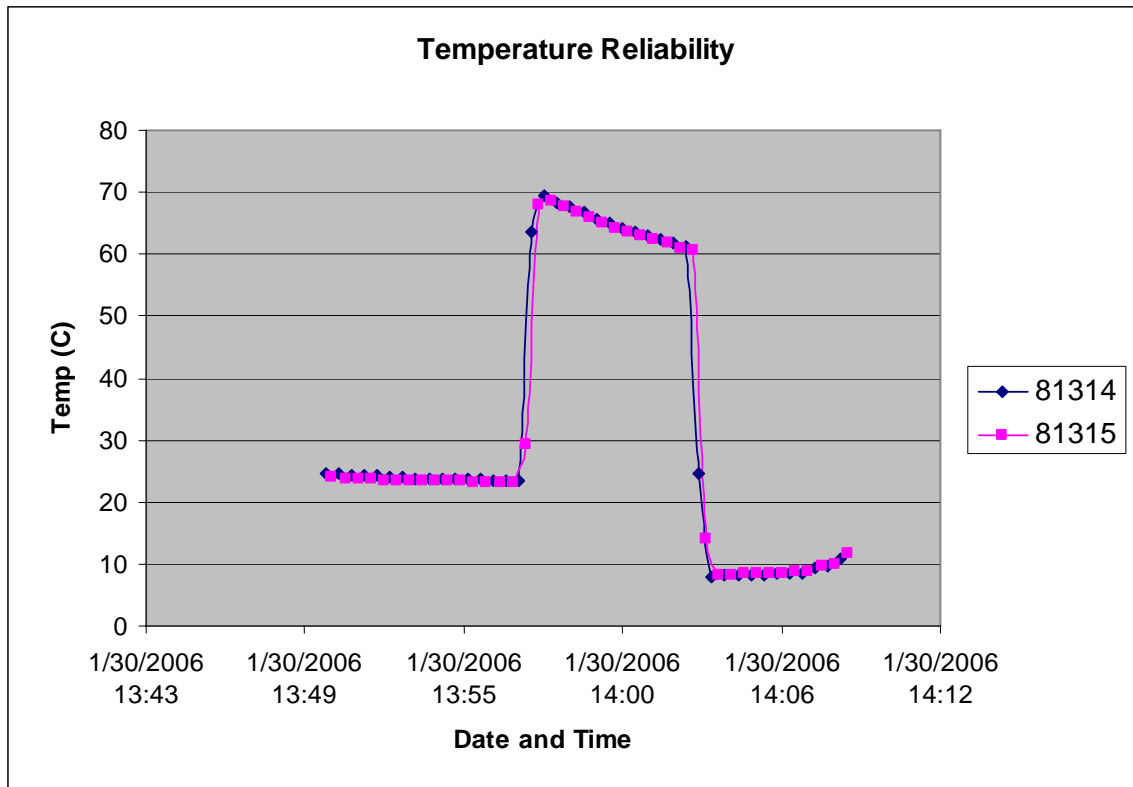


Figure 8: Temperature Reliability Test 4

5.2 Experimental Results

The Smart Readers were all programmed to start data collection Tuesday, January 31 at 12:00 AM. They were set to collect one pressure and one temperature reading every half hour indefinitely. To allow for a sufficient amount of data, the loggers were left alone for a full week. At two data points per logger per 30 minutes for eight loggers, we were generating over 2600 data points in this time frame.

The loggers were assigned to their positions randomly, attached to the probes from any one of the six test barrels. Identified by their serial numbers, these positions are as shown in the following table.

Table 1: Smart Reader Position

	Test Enclosure	Control Stack
Top Tier	81511	81406
Middle Tier	84727	84728
Bottom Tier	81407	81075
Ambient	81314	81315

It became apparent after the first data collection that something was wrong with the loggers. A large portion of the data was useless due to either a problem with the probes or a problem with the Smart Readers. The Smart Readers had all been tested successfully during calibration, suggesting the only possible problem with them could have been poor connections to the data ports, which is a situation very easily corrected. If the problem had been in the probes, however, it would have been near impossible to replace them considering the structures were built and the experiment was running.

To verify the problem, the SMR's were all reconnected and the data collection was moved up to Friday Feb 10. That way only three days worth of data would need to be discarded if the problem persisted. As discussed in the results section, there was no

further need to troubleshoot. The loggers continued to work properly for the duration of our involvement with the experiment.

The data collection continued on a seven day schedule, but in the interest of time it was again accelerated to the original Tuesday schedule. This way we would be able to make an additional data collection before the completion of our allotted time on the project.

The data collection schedule was as shown in the following table:

Table 2: Data Collection Timeline

Week 1	Jan 31 - Feb 7
Week 2	Feb 7 - Feb 10
Week 3	Feb 10 - Feb 17
Week 4	Feb 17 - Feb 21
Week 5	Feb 21 - Feb 28

Each designated collection day we would make a trip to the brandy warehouse and disconnect the Smart Readers from the probes. The pressure probes were built with this in mind, and were equipped with valves so that barrels would not be left open to the atmosphere during this time. The loggers were then transported to the Operations building at E & J Gallo so the information could be downloaded and examined. This process usually took a few hours and as such the data from that time was useless. The loggers were always erased to save memory and reprogrammed to start soon after reattachment to the probes.

The software used to download the data was TrendReader Standard 2.0, distributed by ACR Systems. Once connected to the software, it becomes possible to manipulate almost everything about the Smart Readers. The Figure below show the screens during SMR download.

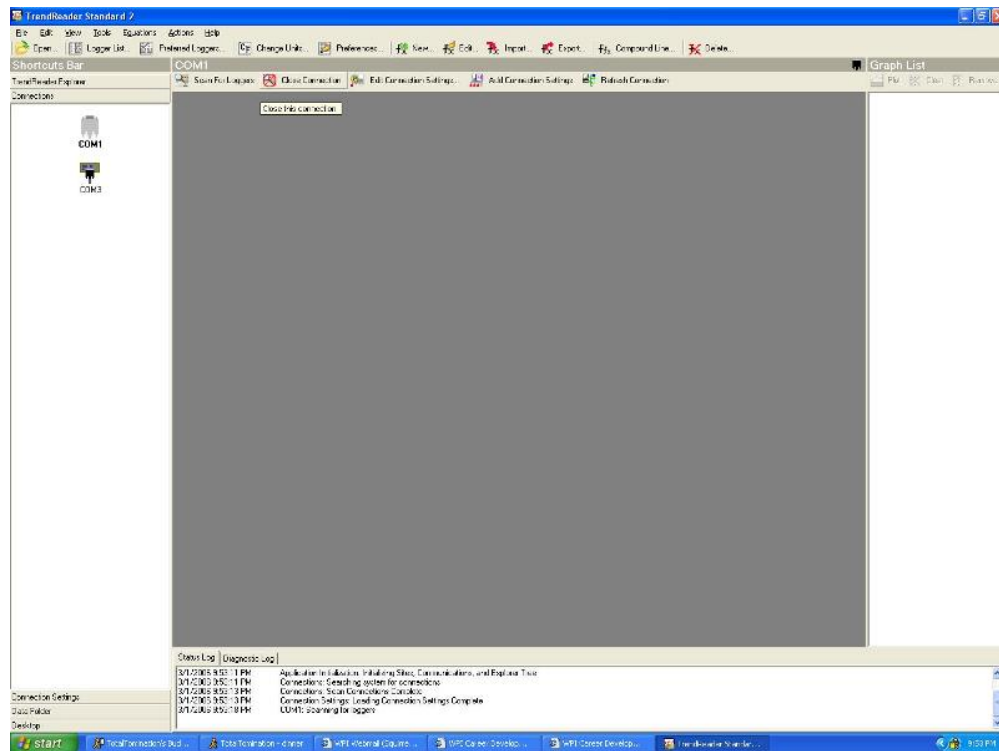


Figure 9: SMR Download Screen 1

To initiate the download, click on “Scan for Loggers”. This helps the computer establish a connection to the Smart Reader. Once a connection is made, we immediately copied the data to the hard drive by clicking “Backup”. Once the data has been transferred we cleared the Smart Reader’s memory. Because each logger had over 300 data points, this practice both saved on space and made future downloads less confusing.

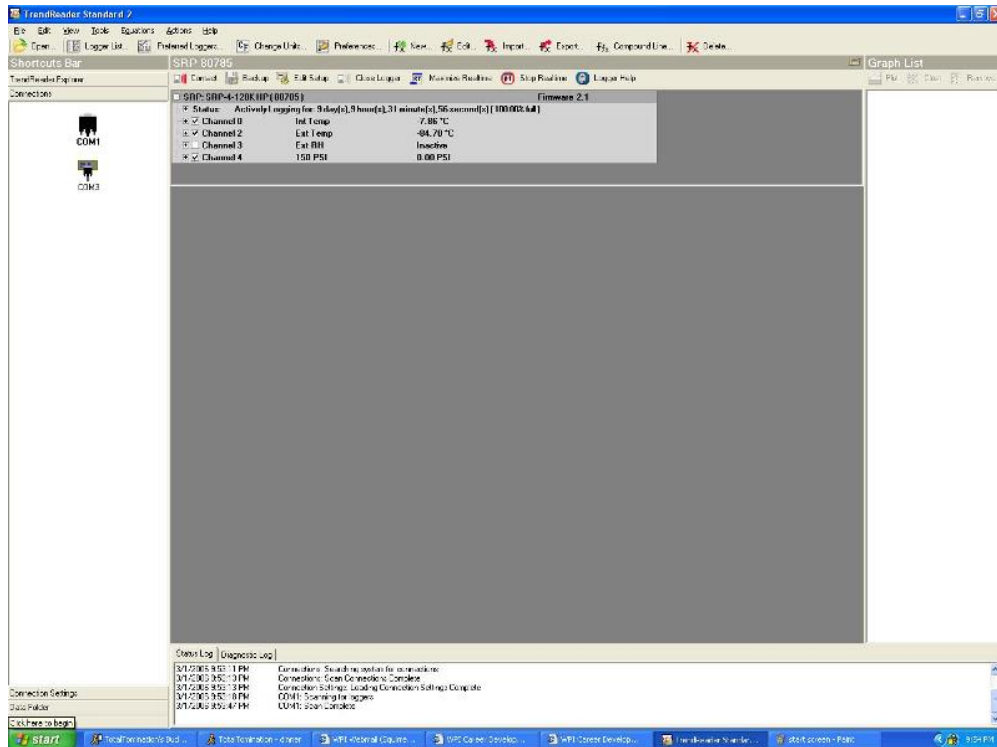


Figure 10: SMR Download Screen 2

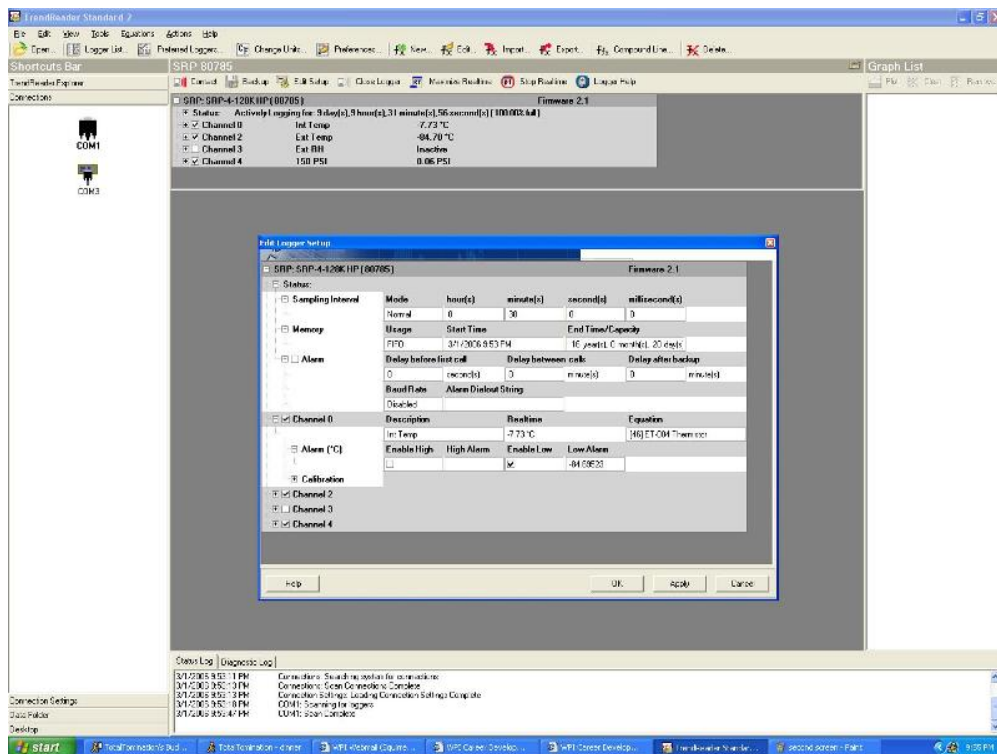


Figure 11: SMR Download Screen 3

Finally, to eliminate any junk data from the time the loggers were disconnected from the experiment, they were all reset. A time was chosen in the future and the loggers were all set to start collection then. Usually we reserved over an hour to guarantee that the loggers would be in position before they resumed collection. The blackout times are noted in the following table:

Table 3: Data Blackout

2/7/2006 9:30	2/7/2006 15:30
2/10/2006 11:30	2/10/2006 14:00
2/17/2006 13:00	2/17/2006 14:30
2/21/2006 12:30	2/21/2006 16:00
2/28/2006 8:30	2/28/2006 12:30

The pressure and temperature probe data has been represented by comparing the barrels of the control stack to the barrels of the test stack in the same positions. Over the four weeks of collection the same positions in the different stacks tend to mirror each other nicely. There were problems with individual data loggers for individual weeks, but the problems never persisted. When they arose they were usually dismissed as a bad connection between probe and logger.

The data is presented in the sections below according to when it was collected. This way overall trends or problem areas are easier to identify. All the data in the following graphs has been colored coded for convenience. Blue lines always represent the data taken from the control barrels and pink lines always represent data taken from the test barrels.

Not all the data has been placed in this section, due to the high repetition in trends.

Important trends were chosen and pertinent graphs were used to compliment the analysis.

All spreadsheet data and graphical data can be found in Appendices I, J, K and L.

5.2.1 Week 1

The first data collection period was from Tuesday January 31st until Tuesday February 7th. Overall this data was the most problematic of any that are described in this report.

The useless data is largely considered due to poor connections between the probes and the Smart Readers. However, despite the problems, 5/8 of the data was useful and helped establish a trend for future data.

Firstly, all the barrels during this week showed an overall rise in temperature. The magnitude of this change however, varied with position. The bottom tiered barrels, for example, showed the greatest overall change: about 0.3°C. This is seen below in Fig 12.

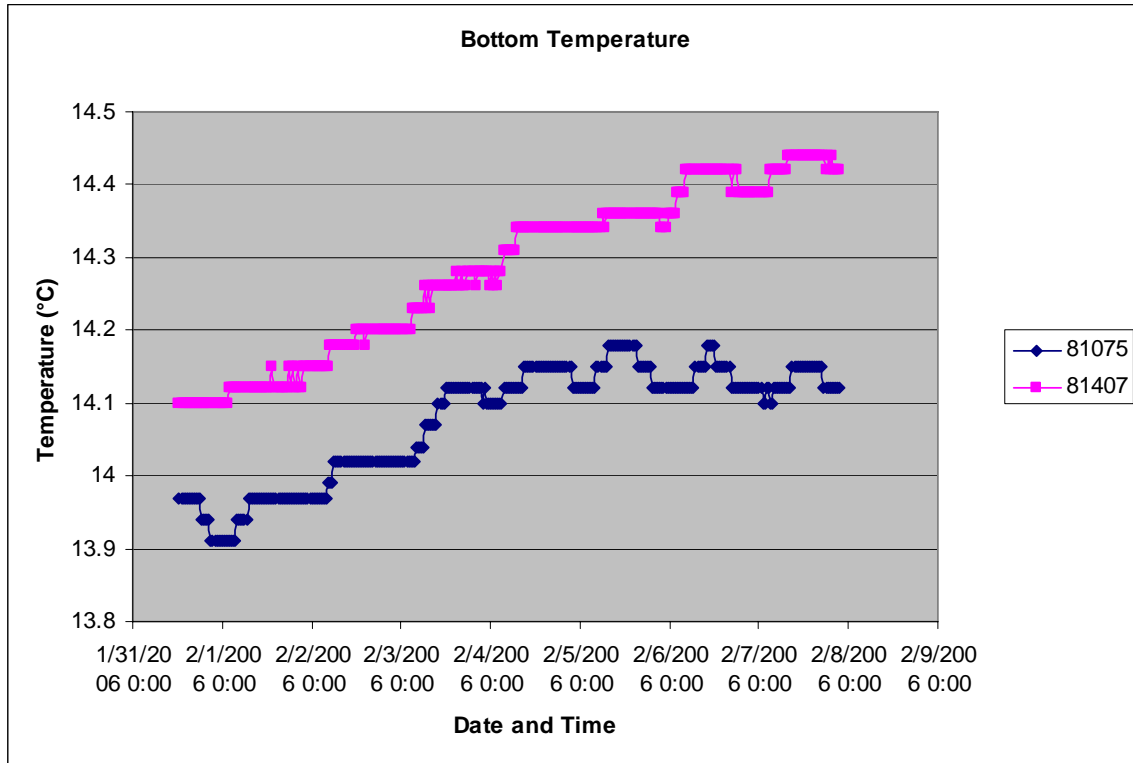


Figure 12: Bottom Temperature Week 1

Despite the largest change in temperature, the bottom barrels experienced the least dramatic change. As the temperature of the lowest tier moved slowly upward there were long periods of stagnation and a few short periods where the temperature actually dropped. Barrels in higher tiers however tended to cycle up and down more noticeably. The top tiered barrels, for example, only experienced an overall temperature increase of about 0.2°C, yet many more peaks and valleys can be seen in Fig 13 below.

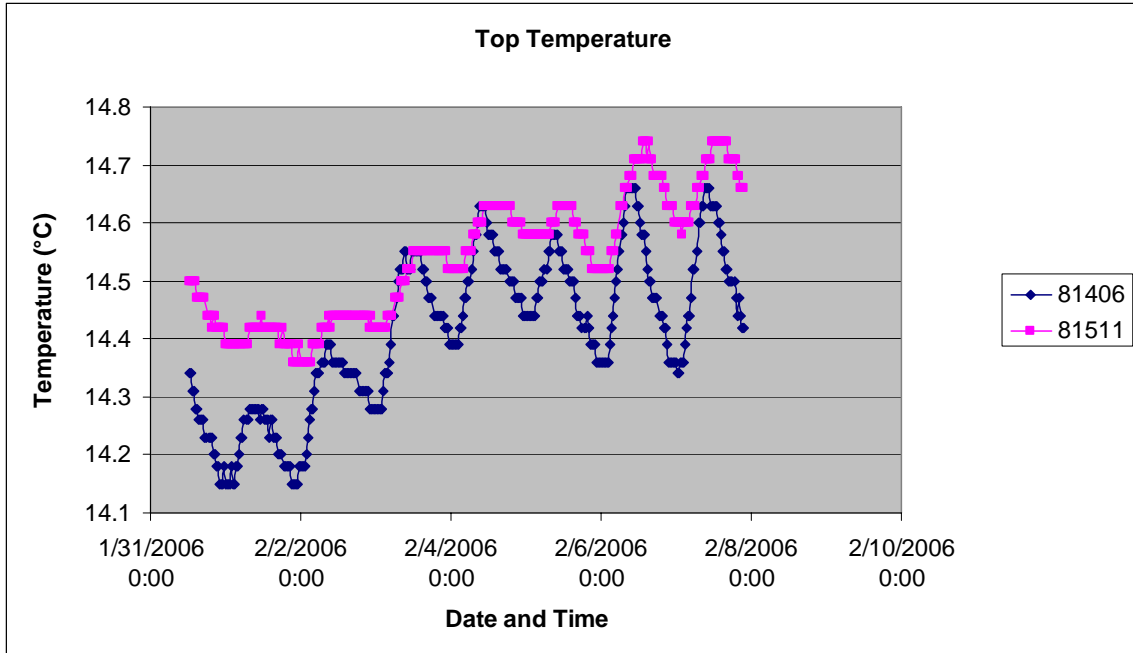


Figure 13: Top Temperature Week 1

This effect is most likely due to the liquid insulation above the lowest barrels. Each pallet holds nine barrels and each barrel holds about 50 gallons of brandy, meaning each tier holds about 450 gallons. Therefore the lowest tier is being insulated by over 2000 gallons of liquid. Obviously, it takes a much longer time for temperature drops to affect the lowest tier, and in that time the warehouse temperature might have risen again. The lowest tier is also closer to the relatively cool concrete floor of the warehouse, and is not as sensitive to both heat transfer downward by both conduction and convection from the warmer upper tiers closest to the warm roof and higher warehouse elevations.

The ambient temperature is shown to have the same temperature cycles within as the top tiered barrels. However, the ambient temperature is actually lower than the temperature

of the brandy by 0.4-0.5°C, on both the test and control readings. The graphical representation of the first week's ambient temperature is shown below as Figure 14.

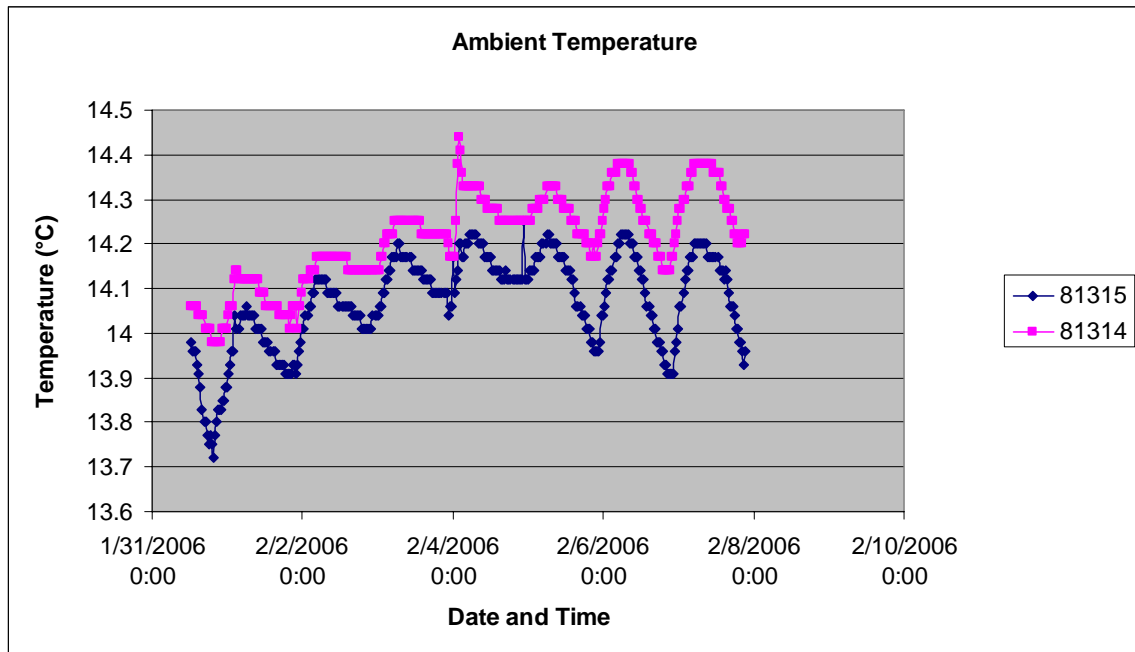


Figure 14: Ambient Temperature Week 1

While the temperature difference is very slight, the heat transfer through the oak must lose something. If the data is correct this means that somehow there is heat generation within the barrels. However, there was a strong possibility from the first week's data that these readings are, in fact, incorrect.

5.2.2 Problematic SMR Data

As stated above, some of the Smart Readers returned inaccurate and troublesome data during the first week of collection. The most obvious example of this can be seen when the two middle tiers are compared. The control stack showed normal behavior, oscillating between 14 and 14.25°C and showing an upward trend. The test stack, however, read normally for about one day and then immediately rose to 152.85°C. The graphical representation of this data is shown below in Figure 15.

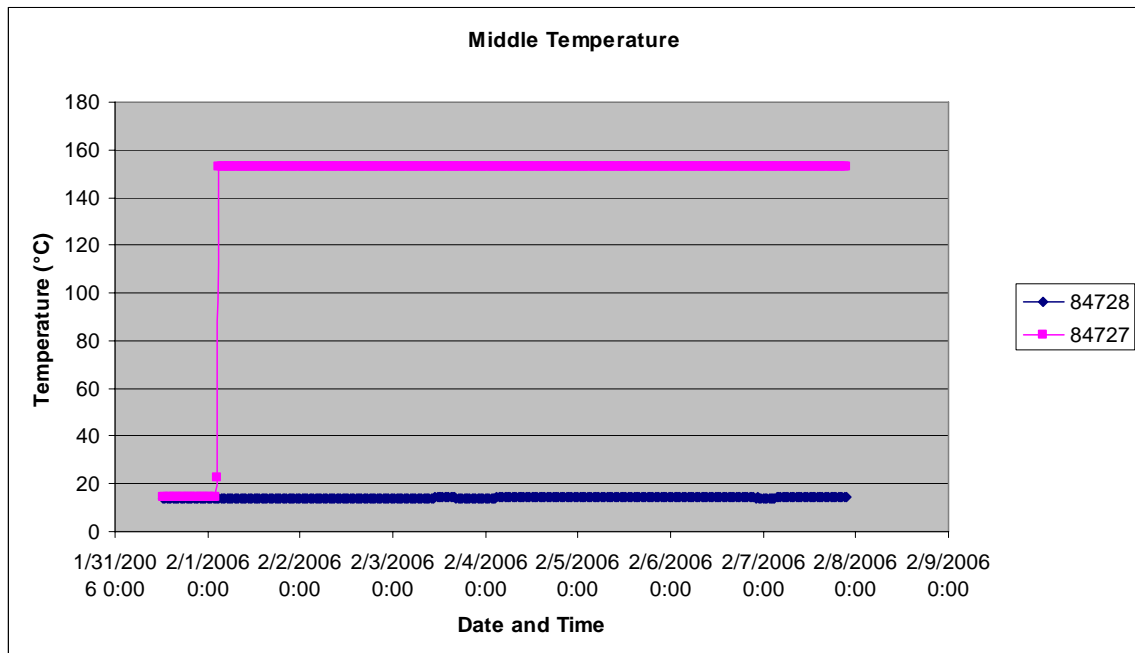


Figure 15: Middle Temperature Week 1

Obviously this data is erroneous; there is no heat source in the warehouse to bring the brandy over 150°C and this is well above the boiling point of a liquid comprised almost entirely of ethanol and water. On the other hand, it was entirely possible that the temperature probe had been damaged during installation.

The data from the test barrel had to be discarded. Even though the data from the control was good, there was no longer a point of comparison. It became superfluous so it was ignored as well. Some of the pressure readings from Week 1 were also troublesome, however not as pronounced as the middle temperature example. We accelerated our collection schedule in order to better identify any problems. Had the data been flawed again, it might have been necessary to reconstruct the vacuum enclosure. Fortunately that was not the case.

5.2.3 Week 2

Despite being identified as “Week 2” this was the shortest data collection period during our involvement with the project due to the problems faced during Week 1. This way, if any problems persisted less information would be lost and an experimental reconstruction (if necessary) could begin sooner. Fortunately, the data from Week 2 turned out to be satisfactory. The middle tier test temperature probe, for example, returned the graph shown below in Fig 16.

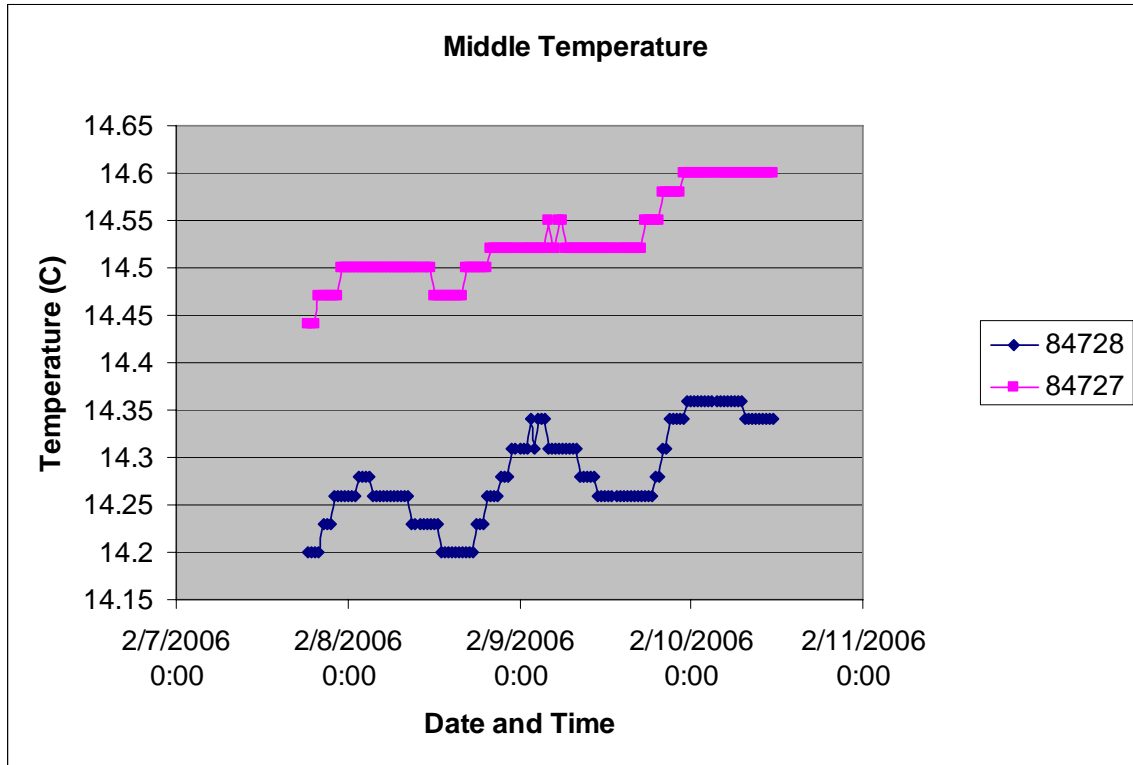


Figure 16: Middle Temperature Week 2

Unlike the previous week's curve, this data shows behavior comparable to all other tiers: cyclic temperature readings with a slight upward slope over the timeframe. We believe the anomaly from Week 1 was a result of a poor connection between the temperature probe and the SMR. The problem was not experienced again during the rest of our time on site.

Overall the data from the second collection showed the same trends as the first. The temperatures all rose slightly in a cyclic nature, and the pressure all cycled based on position. Points of high barrel temperature were regularly seen at midnight while low temperatures were generally seen at noon. This is mirrored by the pressure cycles that tend to be high with higher temperatures, and low with lower temperatures. The best

example of this can be seen in the top tier data, shown below in Figure 17. The cyclic trend in pressure is easily seen, and corresponds nicely to the temperature cycle.

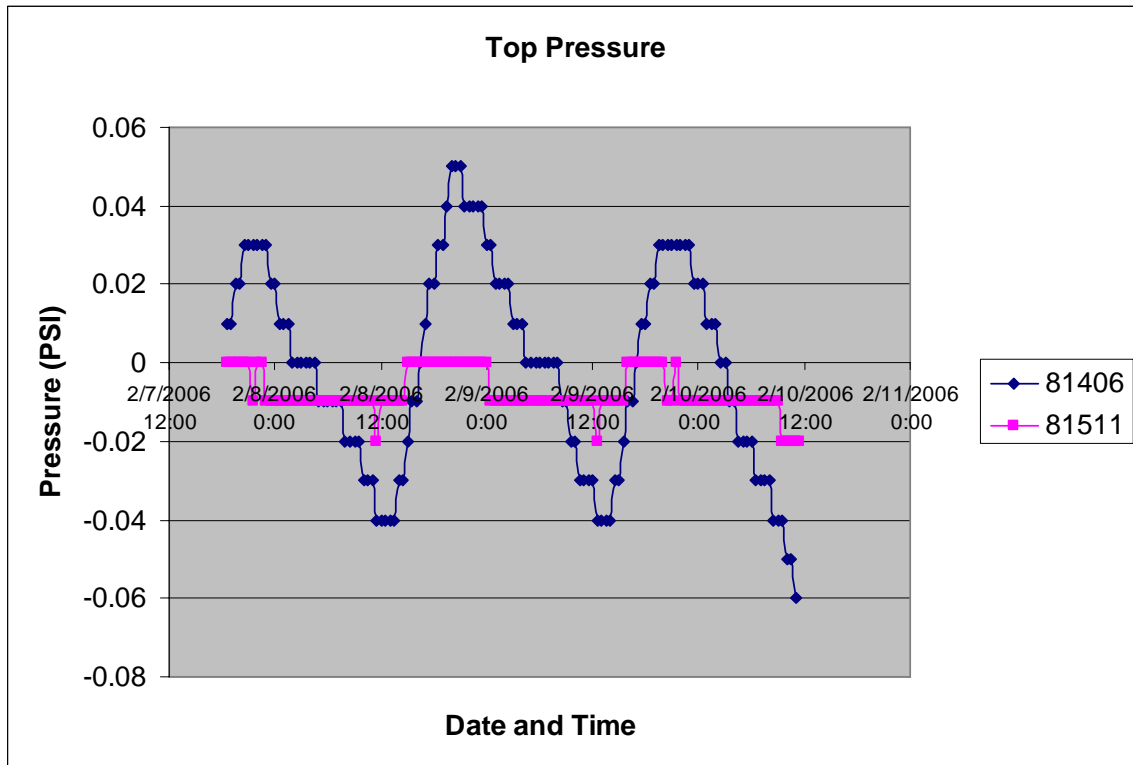


Figure 17: Top Pressure Week 2

One thing to note is that the experiment barrel, shown in pink, doesn't reach the same peaks as the control. This is due to variations in barrel age and seal quality. We believe that when this specific barrel expands, it becomes partially open to the atmosphere which is why the gauge pressure never increases above 0 PSI. Then during contraction the opening closes and the barrel is allowed to pressurize slightly. This specific barrel will probably be discarded immediately upon the conclusion of this experiment.

According to Carl Serpa, at any given time 10% of the barrels in current use for brandy aging are open to the atmosphere.⁶ We believe that having such a barrel in our experiment is quite valuable as it helps to fully represent normal warehouse conditions. Attaching a vacuum to the warehouse is far more likely to affect this minority population of open barrels than the completely sealed and watertight barrels. If the product in these barrels is compromised while the product of sealed barrels are not, Gallo may have to choose between defining acceptable losses and a different approach to VOC remediation.

5.2.4 Week 3

Week 3 marked the first full length collection of satisfactory data, and provided us with our first opportunity to begin a meaningful analysis. As stated previously, the temperature within the brandy barrels showed cyclic action rising to peak heat at midnight and falling to a low heat by midday. Across all tiers, the barrels mirrored each other nicely: the top tier showed the most pronounced swings, the bottom tier showed the most stable growth, and the middle tier was somewhere in between. The top and bottom tier temperature can be seen below graphically in Figures 18 and 19.

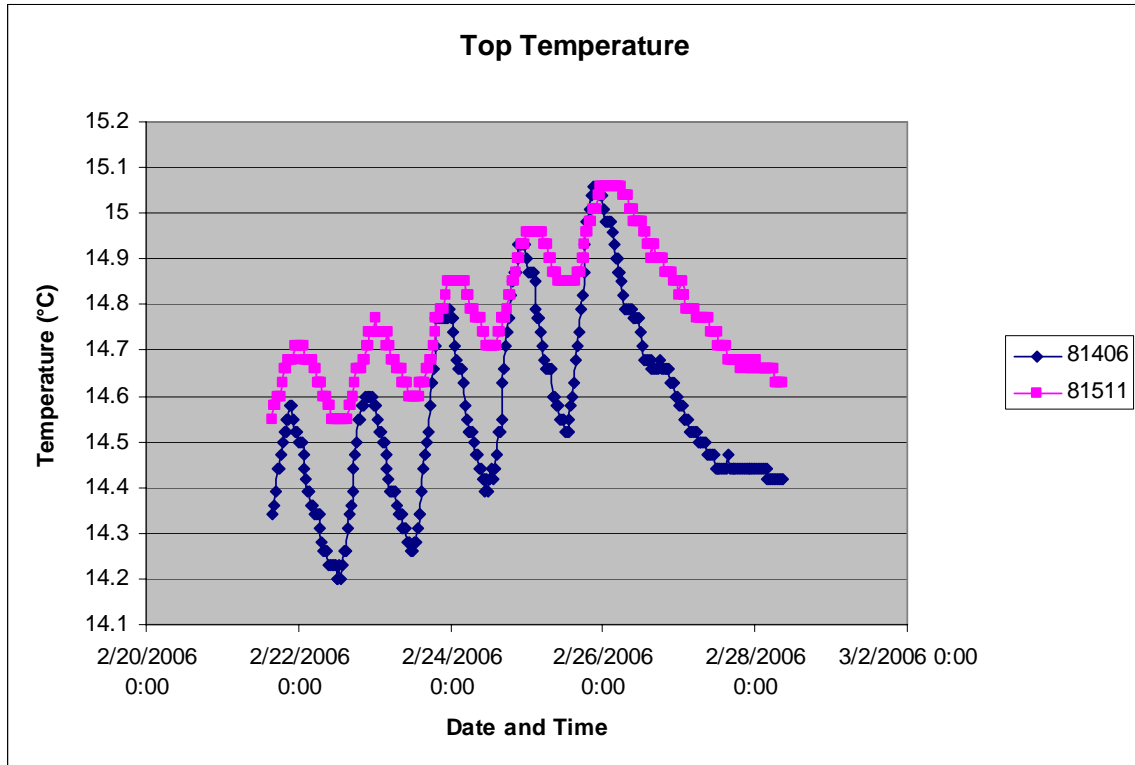


Figure 18: Top Temperature Week 3

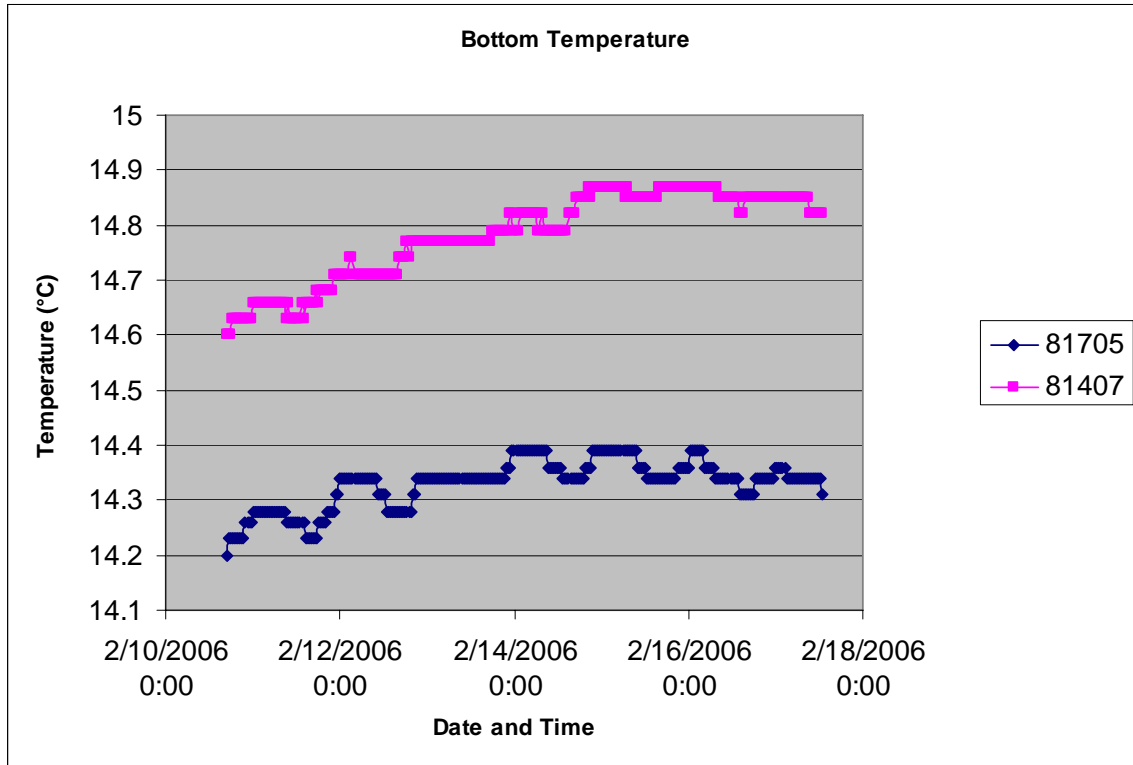


Figure 19: Bottom Temperature Week 3

Again this underdeveloped curve supports the hypothesis that liquid insulation above the bottom tier causes a much longer lag in temperature change. Once these barrels have finally started to cool they become exposed to heat again, and vice versa.

During Week 1, we noticed that the ambient temperature in each system was lower than the barrel temperatures across all tiers, however, due to data corruption we are unable to draw any conclusions from this. This trend was noticed again during the collection periods of both Weeks 2 and 3. It is now safe to conclude that some sort of modest heat generation is occurring within the oak barrels.

Organic reactions involving oxygen, ethanol, and oak extracts are known to occur during the two year aging process, however the rates are unknown. If these reactions have already started to occur, then this could explain a small and steady release of energy, in turn increasing the liquid's temperature slightly.

It is also important to note that Week 3 also marked the first decrease in overall temperature. In previous data, the peaks and valleys were climbing higher, yet by the end of this collection period there was a significant drop off. This is actually due to a series of rainstorms that occurred in Modesto around this time, lowering the atmospheric temperature and thus affecting the warehouse conditions. As the summer months draw closer, it can be expected that the warehouse temperature, and therefore the barrel temperatures, will continue to increase with time. Then, once the autumn and winter months approach, the temperature will cycle downward.

As far as the pressure within the barrels is concerned, the outcome was unexpected. Pressure is directly related to temperature meaning that when one rises, the other rises with it. So with violent swings in temperature we would expect to see violent swings in pressure. Likewise, with a relatively stable temperature the pressure should remain stable as well. However, the opposite seems to occur within our system, as shown below in Figures 20 and 21.

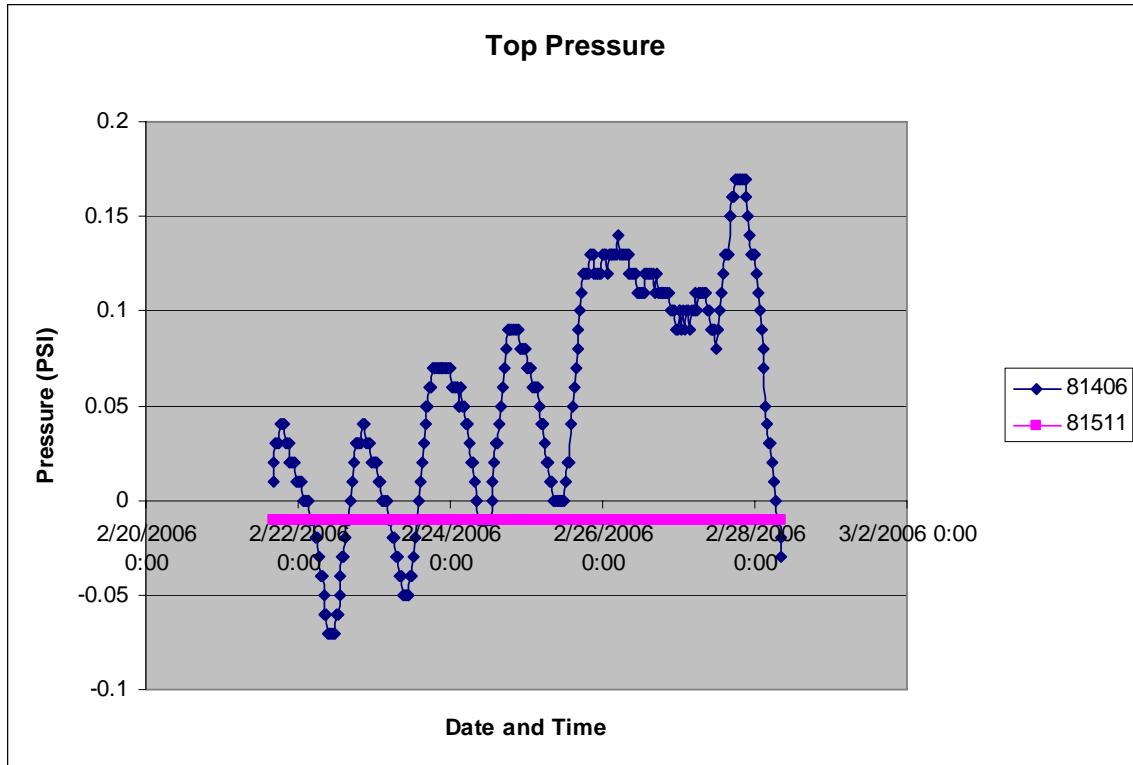


Figure 20: Top Pressure Week 3

* Note that the test pressure on the top tier (SMR 81511) is considered open to the atmosphere and therefore behaving correctly.

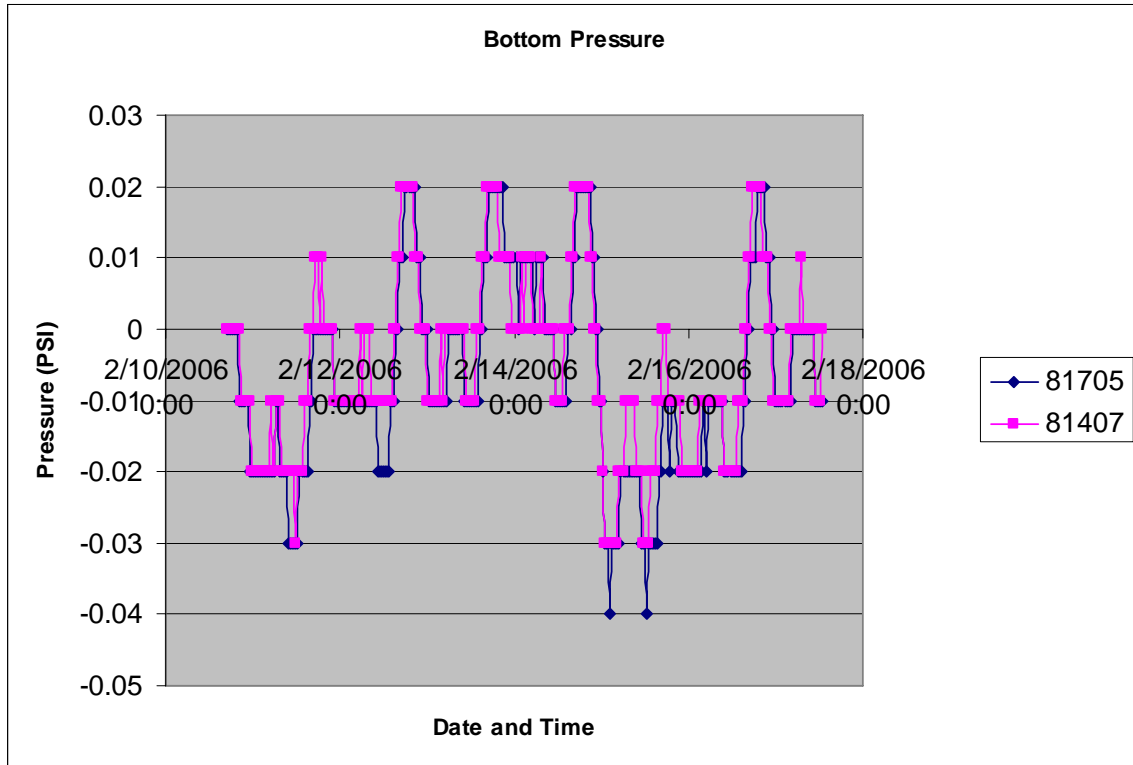


Figure 21: Bottom Pressure Week 3

The bottom pressure obviously behaves far more wildly than the top pressure, despite the relatively consistent temperature over the same time range. We believe this is due to mechanical stresses upon the barrels. Just as the liquid insulation acts as a barrier for heat transfer, it is important to realize that there is over 20,000 lbs sitting directly atop the nine barrels on the lowest tier. We believe the mechanical stresses of this immense weight throw the pressure into violent cycles with only slight changes in temperature.

5.2.5 Week 4

Week 4 finally showed a downward slope in temperature, after the relatively level situation seen in Week 3. Otherwise there are no important trends to be discussed in Week 4's data.

5.2.6 Week 5

Similar to the previous data collection period, Week 5 showed no new trends. Rather, the data all reinforced the trends we had already observed. The temperature performs a daily cycle throughout the warehouse, showing a maximum at midnight and a minimum at noon for any given day. These cycles are more prevalent in higher tiers of barrels where the liquid insulation is decreased. The pressure performs a cycle as well where the maximum and minimum values correspond directly to the temperature. These cycles are more violent in the lower barrels, where the immense weight and mechanical stresses can turn small disturbances into large fluctuations. Furthermore, the temperature in the barrels is always higher than the ambient temperature for both individual systems. This helps confirm the idea of exothermic reactions taking place. All spreadsheet and graphical data can be seen in Appendices I, J, K, L, and M.

5.3 Concentration Results

This section discusses the ethanol concentration data both collected from experiment and calculated from theory.

The readouts from the handheld LEL meter were given in percent values all ranging close to 10% of the lower explosion limit of methane. The conversion to ethanol concentration is given below:

$$\text{PPM Ethanol} = (0.8)(\text{LEL Methane})(0.033)(1,000,000)$$

Using this equation, the concentration profiles for warehouses J and K as well as the test enclosure are given below:

Table 4: Ethanol Concentration Data

	Parts Per Million			
	2/21/2006	2/22/2006	2/23/2006	2/24/2006
Warehouse K	2900-3100	2900-3100	2900-3100	2700-2900
Warehouse J	3400-3700	3400-3700	2700-2900	2700-2900
Enclosure	5000	5000	5000	4700

The range in values arises from the practice of walking around the warehouse to take a representative reading. It is to be expected that inside a large warehouse there will be areas of higher or lower concentration at certain times. It is important to note that the enclosure does not tend to vary in concentration due to there being only one opening to obtain data. Because the LEL meter's probe could not be moved around inside the enclosure, one data point is all that is available

On 2/23/2006 the large roll up door in Warehouse J was open, which explains the large drop off in warehouse concentration on that day and the next. For a general analysis, Warehouse J had a higher concentration than Warehouse K on the days where the warehouses remained undisturbed. Once the door was open, the concentration of

Warehouse J fell significantly, while even though the warehouses are connected, Warehouse K remained undisturbed. However, we were unable to determine the time the door was opened or for how long it remained open. It would seem that the door remained open for a reasonably large amount of time, as Warehouses J and K reached equilibrium in concentration.

The enclosure was at a much higher concentration than the warehouse itself. This is reflective of the fact that the air being pulled into the enclosure is ethanol rich as the barrels release ethanol into the enclosure. Also, not enough air is being pulled out of the enclosure, as the concentration is too high. On the final day, the concentration of the enclosure dropped off slightly, which would be expected, as there was an overall decrease in ethanol concentration in the air of the warehouses.

Given the temperature and pressure data inside the barrels, it is also possible to calculate the ethanol vapor concentration inside the barrels using both Dalton's Law and Henry's Law. The Henry's Law constant of ethanol is known to be 0.122 PSI / L / mol. Furthermore the concentration of the brandy is known to be 52.5 vol% ethanol which converts to 9 mol/L ethanol. This number is then multiplied by the Henry's constant to give a partial pressure of ethanol in the vapor phase as shown below:

$$p_A = Hc_A$$

$$p_A = (0.122)(9) = 1.1PSI$$

With the partial pressure it is possible to determine the mol fraction of ethanol in the air via Dalton's equation. The total pressure of the system at any given time is known from the SMR data. In order to be able to compare this calculation to the LEL measurement, we used the pressure data for all 6 barrels from Feb 21, 1:30PM. Plugging in these pressures and the calculated partial pressure into Dalton's Law gave us mole fraction amounts for the head space vapor within each barrel. Using the ideal gas constant where 22.4 L is equal to one mole of gas we were able to generate the following numbers:

Table 5: Head Space EtOH Concentration

	y_A	PPM
81075	0.0751	3352
81407	0.0750	3349
84728	0.0752	3356
84727	0.0753	3361
81406	0.0752	3358
81511	0.0751	3352

As can be seen from Table 2, the barrels in warehouse K all experienced an ethanol vapor concentration of about 3350-3360 ppm during this time frame. Warehouse K was shown to only have a concentration range of 2900-3100 at that time.

6.0 Conclusions

The following section describes the importance of the data presented above, as well as all the important conclusions we made about the experiment as a whole. We believe this experiment was a success, and that it will provide Gallo with valuable and interesting data to assist in future decision making processes.

6.1 Project Longevity

As stated above, this project was a complete success. Not only did the enclosure meet all EPA standards, but it worked, and will continue to work, completely within the scope of Gallo's goals as well. The experiment itself was designed specifically to run for a period of time much longer than this project. The major concern of the team was not the data, but rather the enclosure itself and making sure that it performed according to Gallo's expectations. We believe this was accomplished. The enclosure holds a vacuum of 0.01 inches water column, while allowing a 2 SCFM air flow in and out.

6.2 Vapor/Liquid Equilibrium

One of the problems Gallo has faced since the beginning of this venture is the vapor concentration of ethanol. The barrels are known to emit a certain amount of ethanol annually, but until this project, the rates have been unknown. It can be assumed that during the summer months, when the warehouses increase in temperature, that the vapor

pressure of ethanol increases within the barrel leading to greater ethanol emission. Even on a daily basis between midnight and noon emission rates could be slightly different.

In this experiment there are two systems, neither of which is completely closed. Starting inside the barrel, ethanol diffuses outward into the warehouse. Then, from the warehouse the ethanol further diffuses into the atmosphere. Diffusion is driven by a concentration gradient through a media, so only two things can hamper it. One would be the diffusivity of the medium. If a barrier or membrane is too thick or concentrated, it will resist mass transfer. The second way to curb diffusion rates is to remove the concentration gradient. If the concentration were near identical on both sides of a medium, then nothing would change. Dynamic equilibrium states that the number of molecules approaching from the left would be identical to the number approaching from the right. So how is it that the equilibrium concentration in Warehouse K is different on both sides of the barrel?

If the warehouse was closed to the atmosphere and no ethanol could escape, ultimately the inside of the warehouse would adopt the same vapor concentration as the inside of the barrels. Because the warehouse is not closed, however, the ethanol escapes. It happens to escape at a faster rate from the warehouse than through the oak. As the ethanol concentration outside of the barrels decreases, the gradient across the oak increases, which should increase the driving force of diffusion and speed up the mass transfer out of the barrel. That would increase the gradient between the warehouse and the atmosphere which would cause faster diffusion out of the warehouse. The barrels would then release

ethanol faster and the cycle would continue until either the warehouse walls restricted the transfer rate or the gradient reached zero. This obviously does not happen.

Because there is a concentration gradient across the brandy barrels during equilibrium, we can safely conclude that the ethanol is diffusing out of the oak as fast as it can. This is not surprising, considering the thick and dense oak walls of the barrels. Another conclusion arises from this case. Namely, if the current rate of diffusion is the fastest, then any change to the gradient (such as applying a minor vacuum) will not increase the ethanol flux.

Of course, the above assumption only holds if diffusion only occurs through the oak walls. We know that up to 10% of the barrels are open to the atmosphere, through small cracks or poor seals. These barrels have very high potential for large ethanol losses inside a vacuum. Gallo needs to assess if these potential losses are acceptable, or if new standards for barrel age need to be established.

This conclusion is only a preliminary estimation based on the data over a five week period. These barrels will have aged for six months before the first experimental period comes to an end. Obviously, a lot can still happen in this timeframe. Gallo can verify our conclusion during the weight tests, and physically measure the liquid losses. If losses are substantial in the test barrels than our analysis was incorrect. However, if our data analysis is correct, there should be no discernable difference between the control and the test losses.

6.3 Reaction Rate

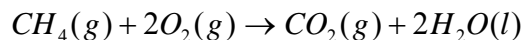
The fact that the temperature inside the barrels is greater than the ambient temperature indicates that some sort of heat generation is occurring. It is possible to know the amount of heat being generated by the conductive heat transfer equation:

$$q_x = \frac{kA}{L}(T_1 - T_2)$$

The heat in the above equation is the heat lost to conductive transfer, but by assuming that all heat generated is lost to transfer, we can equate the two. The conductive heat constant of oak is known to be 0.12 Btu / (hr ft °F) and the length L is approximately one inch. The average temperature difference from the inside to the outside of the barrel during Week 3 was 0.234 °F. The surface area of the barrel was 3 feet high by a 1 foot diameter, meaning that A measures to about 9.42 ft². Using the above equation we calculate that the energy lost to conduction is:

$$q_x = \frac{0.12 * 9.42}{0.0833}(0.234) = 3.17(\text{Btu} / \text{hr})$$

Consider now a very basic combustion reaction between a simple hydrocarbon (methane) and oxygen:



The heat of formation is $\Delta H_f = -393.51$ kJ/mol for gaseous carbon dioxide and

$\Delta H_f = -285.83 \text{ kJ/mol}$ for liquid water¹¹. Therefore every mole of methane that reacts with two moles of oxygen produces 965.17 kJ or 914.8 Btu. The British thermal unit is defined as the amount of energy required to raise 1 lb of water by 1°F. The average weight of liquid in these barrels is known to be 380.4 lbs. (See Appendix G)

To produce the 0.234 °F temperature shift we are seeing in the SMR data, about 89 Btu are being used to heat the liquid and 3.17 Btu are being lost to conductive transfer, totaling in 92.17 Btu. This translates into about 1 mole of methane reacting with oxygen every 10 hours. This is a very reasonable number considering that it takes two years for these reactions to complete, and that the use of methane was only a simplified case. Many different and complex reactions occur within these barrels, so in some circumstances more heat may be released while others produce less heat. The use of methane above only served to provide a meaningful order of magnitude for the heat produced by organic reactions inside the barrel. This assumption in no way represents an accurate calculation.

In most chemical reactions, heightened temperature usually precipitates an increase in reaction rate. Likewise, lower temperatures tend to slow a reaction, sometimes even bring it to a standstill. As the summer months approach and the overall temperature increases in the warehouse we believe the organic reactions in the barrels will increase too. The higher ambient temperature will act like a driving force causing more reaction to occur, which will in turn release more heat. If this occurs it will be seen as an increase in temperature differences between the barrels and the ambient.

Similarly, as the warehouse cools in the autumn months, we can hypothesize that the organic reactions will slow. If this occurs, the difference between barrel and ambient temperatures will decrease. The experiment is currently designed to run for six months, but has the potential to run as long as two years. The data has already revealed the cyclic nature of the warehouses on a daily basis, but if allowed to continue for the full two year period, Gallo will be able to draw conclusions on the currently unidentified seasonal cycles.

7.0 Recommendations

This project is slightly unique compared to others in that the main deliverable of this project was a sustainable experimental system. We tried our best to provide Gallo with an experimental pilot that met all of their goals and requirements. However, as our time has ended, it is up to Gallo to ensure the overall success of the experiment. This section provides our recommendations for keeping the vacuum enclosure and control structure running optimally.

7.1 Establish a Regular Sample Schedule

Although only the first data collection period provided any problems whatsoever, it was enough to establish a precedent. Most of the data from that week is inconclusive and inadequate due to lack of comparison. If this problem reoccurs there will be a gap in useful reliable data. The potential for incomplete readings is always a concern, but the

amount of data lost does not have to be. It is our first and foremost recommendation that Gallo establish a regular collection schedule, such as the week long period we employed.

Any time period is fine as long as Gallo understands the potential for loss. If the data loggers are allowed to run uninterrupted for a full year, and the connections end up being poor, a full year of data may end up being compromised. On the other hand it is not necessary to take daily readings, especially considering the blackout time associated with the download.

Check data weekly to prevent large losses due to anomalies or connection failures

7.2 Project Lifetime

The experiment is currently scheduled to run for a maximum of a six month period (until July 2006) at which time the vacuum enclosure will be removed from the test stack and all 108 barrels will be taste tested. This taste test is very important to establish a baseline quality of the brandy within the test environment. After that time, Gallo will make a decision on whether or not to re-encase the test barrels and continue with the experiment.

We highly recommend that Gallo strongly consider continuing the experiment beyond the original six month period. By extending the collection period to a full year, Gallo will gain valuable data on the warehouse conditions during the autumn and winter months in addition to just the spring and summer months. However, one year alone only accounts for half of the normal aging process of brandy. Brandy stays inside its barrel for at least

two full years, and it is safe to assume that the temperature and pressure data change with age.

Gallo is planning on having the warehouse conversion completed by January 2007, assuming this experiment is not a failure by that time. We realize that extending the pilot experiment past a single year will have no bearing on the warehouse conversion, but Gallo does not regularly probe brandy barrels and search for behavioral patterns. This experiment is the perfect opportunity for Gallo to gain valuable information on the annual warehouse temperature cycles, as well as the changing behavior of brandy as it ages to completion. We strongly urge Gallo to take advantage of this opportunity by allowing the experiment to run a full two year course.

Also, we want to suggest against making extensive changes to the enclosure or procedure. We did our best to accommodate E & J Gallo's needs, but changes this late in the experiment only invite unknown variables into the experiment.

7.3 Warehouse Modifications

The ultimate decision that is to be made using the information gathered and analyzed in this project concerns the future of Gallo's brandy storage warehouses. The winter months showed no visible comparative evidence that a vacuum being drawn over the brandy barrels harms the aging process in anyway. If this continues through the spring, summer, and autumn months, it is our suggestion that Gallo move forward with their plans and alter the brandy warehouses.

All current data suggests that the brandy will continue to age properly, and altering the warehouses will make Gallo EPA compliant. It is our suggestion that Gallo alter all six of its storage warehouses, and thus it will gain extra EPA credits. It is highly likely that the brandy warehouses, which are currently unregulated, will come under new EPA regulations in the future. Altering the brandy warehouses is also cost effective for Gallo, as it will save them a sum over 28,000,000 dollars as the upgrades to the wine fermentation vessels will no longer be necessary.¹

Acknowledgments

We would like to extend our gratitude to the following people for their participation in our project. It would not have been possible without their assistance and guidance.

Professors Henry Nowick and Nikolas Kazantskis: We must express our sincerest thanks to our advisors, who have remained dedicated to the project throughout its entirety. This project would not have been possible without their tireless efforts.

Keith Bader: Keith invested much of his time in this project. Regardless of how busy he was elsewhere, he always made the extra effort to contact us, not only to learn the details of the project, but to be certain we were enjoying our time in California and at Gallo Wineries.

Dan Slagel: Dan's efforts on this project were greatly appreciated. As the project manager, Dan invested much time in this project, and was always available for assistance or guidance when it was necessary.

Andy Webb: The guidance and assistance of Andy Webb with this project was unparalleled. He was continuously excited to be involved with the project, and his knowledge and expertise in general instrumentation was invaluable to this project.

Jim Love: Jim Love's dedication to this project was much appreciated. As warehouse manager, the work of this project interrupted his schedule repeatedly, but he was always able to put this project first, and ensure that it received the attention of his warehouse.

Carl Serpa: The knowledge that Carl Serpa shared with us as a brandy maker was indispensable. He was genuinely excited during the presentation of the findings of this project, and was always willing share thoughts and theories scientifically for the project.

References

1. Daniel Slagel, E&J Gallo Project Manager, personal communication
2. Environmental Protection Agency Regulations, Rule 4694, December 2005
3. www.gallo.com
4. M. Castellari, B. Piermattei, G. Arfelli, and A. Amati "Influence of Aging Conditions on the Quality of Red Sangiovese Wine" *J. Agric. Food Chem.* 2001, 49, 3672-3676
5. A. E. Flecknoe-Brown *How Wine Barrels Work* 2002
6. Carl Serpa, E&J Gallo Brandy Maker, personal communication
7. Vernon Singleton "Maturation of Wines and Spirits: Comparisons, Facts, and Hypotheses" *Am. J. Enol. Victic.* 1995, 46, 98-107
9. J. Welty, C. Wicks, R. Wilson, *Fundamentals of Momentum, Heat, and Mass Transfer* Third Edition, Jon Wiley and Sons, New York, NY
10. "Hennessy Classification of Age" wikipedia.org
11. Cox, Wagman, et al., *1984 CODATA Key Values for Thermodynamics*, Hemisphere Publishing Corp., New York, 1984

Appendix A: EPA Regulation 204

METHOD 204--CRITERIA FOR AND VERIFICATION OF A PERMANENT OR TEMPORARY TOTAL ENCLOSURE

1. SCOPE AND APPLICATION

This procedure is used to determine whether a permanent or temporary enclosure meets the criteria for a total enclosure. An existing building may be used as a temporary or permanent enclosure as long as it meets the appropriate criteria described in this method.

2. SUMMARY OF METHOD

An enclosure is evaluated against a set of criteria. If the criteria are met and if all the exhaust gases from the enclosure are ducted to a control device, then the volatile organic compounds (VOC) capture efficiency (CE) is assumed to be 100 percent, and CE need not be measured. However, if part of the exhaust gas stream is not ducted to a control device, CE must be determined.

3. DEFINITIONS

3.1 Natural Draft Opening (NDO). Any permanent opening in the enclosure that remains open during operation of the facility and is not connected to a duct in which a fan is installed.

3.2 Permanent Total Enclosure (PE). A permanently installed enclosure that completely surrounds a source of emissions such that all VOC emissions are captured and contained for discharge to a control device.

3.3 Temporary Total Enclosure (TTE). A temporarily installed enclosure that completely surrounds a source of

emissions such that all VOC emissions that are not directed through the control device (i.e. uncaptured) are captured by the enclosure and contained for discharge through ducts that allow for the accurate measurement of the uncaptured VOC emissions.

3.4 Building Enclosure (BE). An existing building that is used as a TTE.

4. SAFETY

An evaluation of the proposed building materials and the design for the enclosure is recommended to minimize any potential hazards.

5. CRITERIA FOR TEMPORARY TOTAL ENCLOSURE

5.1 Any NDO shall be at least four equivalent opening diameters from each VOC emitting point unless otherwise specified by the Administrator.

5.2 Any exhaust point from the enclosure shall be at least four equivalent duct or hood diameters from each NDO.

5.3 The total area of all NDO's shall not exceed 5 percent of the surface area of the enclosure's four walls, floor, and ceiling.

5.4 The average facial velocity (FV) of air through all NDO's shall be at least 3,600 m/hr (200 fpm). The direction of air flow through all NDO's shall be into the enclosure.

5.5 All access doors and windows whose areas are not included in section 5.3 and are not included in the calculation in section 5.4 shall be closed during routine operation of the

process.

6 CRITERIA FOR A PERMANENT TOTAL ENCLOSURE

6.1 Same as sections 5.1 and 5.3 through 5.5.

6.2 All VOC emissions must be captured and contained for discharge through a control device.

7. QUALITY CONTROL

7.1 The success of this method lies in designing the TTE to simulate the conditions that exist without the TTE (i.e., the effect of the TTE on the normal flow patterns around the affected facility or the amount of uncaptured VOC emissions should be minimal). The TTE must enclose the application stations, coating reservoirs, and all areas from the application station to the oven. The oven does not have to be enclosed if it is under negative pressure. The NDO's of the temporary enclosure and an exhaust fan must be properly sized and placed.

7.2 Estimate the ventilation rate of the TTE that best simulates the conditions that exist without the TTE (i.e., the effect of the TTE on the normal flow patterns around the affected facility or the amount of uncaptured VOC emissions should be minimal). Figure 204-1 or the following equation may be used as an aid.

$$CE = \frac{Q_G C_G}{Q_G C_G + Q_F C_F}$$

Eq. 204-1

Measure the concentration (C_c) and flow rate (Q_c) of the captured gas stream, specify a safe concentration (C_f) for the uncaptured gas stream, estimate the CE, and then use the plot in Figure 204-1 or Equation 204-1 to determine the volumetric flow rate of the uncaptured gas stream (Q_f). An exhaust fan that has a variable flow control is desirable.

7.3 Monitor the VOC concentration of the captured gas steam in the duct before the capture device without the TTE. To minimize the effect of temporal variation on the captured emissions, the baseline measurement should be made over as long a time period as practical. However, the process conditions must be the same for the measurement in section 7.5 as they are for this baseline measurement. This may require short measuring times for this quality control check before and after the construction of the TTE.

7.4 After the TTE is constructed, monitor the VOC concentration inside the TTE. This concentration should not continue to increase, and must not exceed the safe level according to Occupational Safety and Health Administration requirements for permissible exposure limits. An increase in VOC concentration indicates poor TTE design.

7.5 Monitor the VOC concentration of the captured gas stream in the duct before the capture device with the TTE. To limit the effect of the TTE on the process, the VOC concentration with and without the TTE must be within 10 percent. If the

measurements do not agree, adjust the ventilation rate from the TTE until they agree within 10 percent.

8. PROCEDURE

8.1 Determine the equivalent diameters of the NDO's and determine the distances from each VOC emitting point to all NDO's. Determine the equivalent diameter of each exhaust duct or hood and its distance to all NDO's. Calculate the distances in

terms of equivalent diameters. The number of equivalent diameters shall be at least four.

8.2 Measure the total surface area (A_T) of the enclosure and the total area (A_N) of all NDO's in the enclosure. Calculate the NDO to enclosure area ratio (NEAR) as follows:

$$NEAR = \frac{A_N}{A_T} \qquad \text{Eq. 204-2}$$

The NEAR must be ≤ 0.05 .

8.3 Measure the volumetric flow rate, corrected to standard conditions, of each gas stream exiting the enclosure through an exhaust duct or hood using EPA Method 2. In some cases (e.g., when the building is the enclosure), it may be necessary to measure the volumetric flow rate, corrected to standard conditions, of each gas stream entering the enclosure through a forced makeup air duct using Method 2. Calculate FV using the following equation:

$$FV = \frac{Q_0 - Q_I}{A_N}$$

Eq. 204-3

where:

Q_0 = the sum of the volumetric flow from all gas streams exiting the enclosure through an exhaust duct or hood.

Q_I = the sum of the volumetric flow from all gas streams into the enclosure through a forced makeup air duct; zero, if there is no forced makeup air into the enclosure.

A_N = total area of all NDO's in enclosure.

The FV shall be at least 3,600 m/hr (200 fpm).

Alternatively, measure the pressure differential across the enclosure. A pressure drop of 0.013 mm Hg (0.007 in. H₂O) corresponds to an FV of 3,600 m/hr (200 fpm).

8.4 Verify that the direction of air flow through all NDO's is inward. If FV is less than 9,000 m/hr (500 fpm), the continuous inward flow of air shall be verified using streamers, smoke tubes, or tracer gases. Monitor the direction of air flow for at least 1 hour, with checks made no more than 10 minutes apart. If FV is greater than 9,000 m/hr (500 fpm), the direction of air flow through the NDOs shall be presumed to be inward at all times without verification.

9. DIAGRAMS

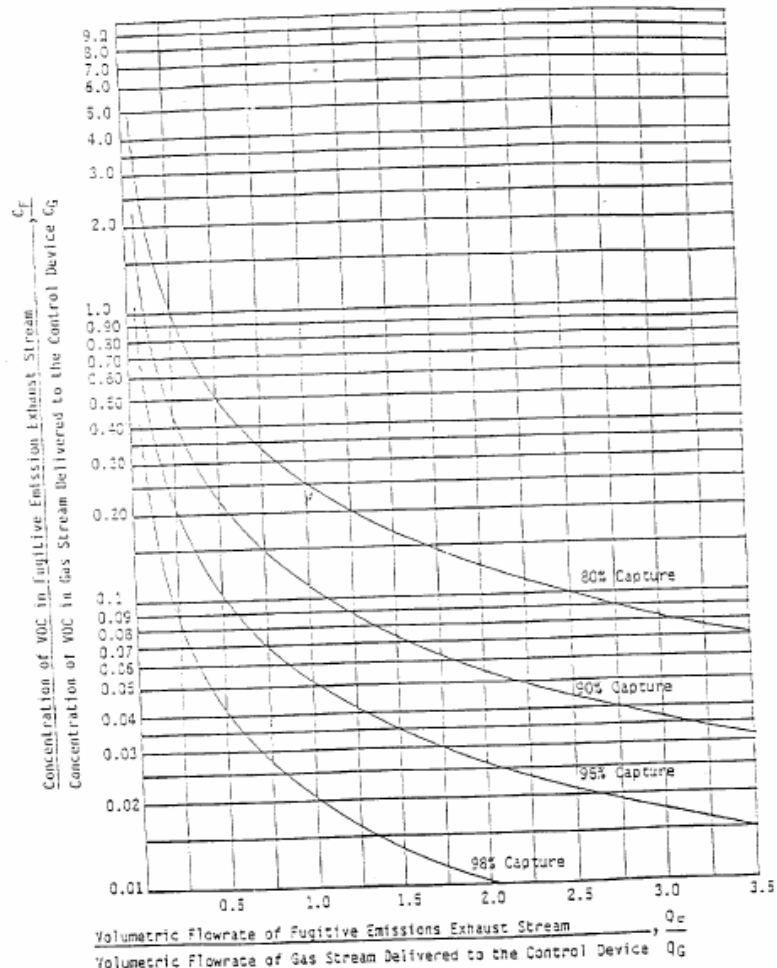


Figure 204-1. The crumpler chart.

Appendix B: Device Specifics

SmartReader Plus 4



The SmartReader Plus 4 data logger provides easy monitoring and troubleshooting of pneumatic control systems. The unit is completely self-contained with a 1/4" quick release pressure fitting to allow a fast and trouble-free connection. As an added bonus, the SmartReader Plus 4 also monitors temperature and relative humidity.

Specifications

Calibrated Accuracy	+/- 0.5% of full scale @ 25°C (77°F)
Pressure Range, Resolution and Accuracy	+/- 10" H2O; 0.006"; +/- 2% FS @ 25°C (77°F) 0 to 5 psi (30 kPa); 0.003 psi (0.02 kPa); +/- 1% FS @ 25°C (77°F) 0 to 30 psi (200 kPa); 0.015 psi (0.10 kPa); +/- 0.5% FS @ 25°C (77°F) 0 to 100 psi (700 kPa); 0.05 psi (0.34 kPa); +/- 0.5% FS @ 25°C (77°F)
Accessories	ACR EH-020A RH/Temperature Probe ACR ET Series Temperature Probes or any NTC thermistor probe

SmartReader Plus 8



The SmartReader Plus 8 data logger is the ideal solution for recording temperature in up to eight different locations simultaneously. Choose from a variety of different thermistor probes.

Specifications

Channels	Eight (one for the internal temperature sensor and seven for remote sensing of temperature, resistance, or switch status)
Accessories	ACR ET Series Temperature Probes or any NTC thermistor probe

22 gauge wire extensions may be purchased at \$0.20 per ft up to 100 ft.

ET-004 Thermistor



Specifications

Measurement Range	-60°C to 55°C (-75°F to 130°F) +/-0.2°C (0.4°F) from 0°C to 70°C (32°F to 158°F) +/-0.6°C (1.1°F) -50°C
Size	Cable: 3m (10'), Probe: 89mm (3-1/2") tapered tip with 89mm (3-1/2") long by 19mm (3/4") dia
Catalog No.	35-0000

For applications where the center of the temperature sensing point will be approximately 0°C. The temperature sensor is housed inside a stainless steel probe for fast response time.

Anemometer with Wand Probe



Units of Measure
Airflow Range

ft/min, m/s, ° F, ° C, knots, mph, Km/h
80-5900 ft/min. (0.4 ~ 30 m/sec)

Units	Resolution	Threshold	Range
m/s	0.01	0.4	0.0-30.0
ft/min	1	80	0.0-5900
knots	0.1	0.8	0.0-58.0
mph	0.1	0.9	0.0-67.0
Km/h	0.1	1.5	0.0-108.0

Accuracy: +/- 3% FS

Temperature Range

14 ° ~ 122 ° F (-10 ° ~ 50 ° C)

Resolution

1 ft/min (0.01 m/sec): 0.1 ° F (0.1 ° C)

Accuracy

+3% FS; + 1.0 ° F (+0.6 ° C)

Operating Temp. &

32 ° ~ 122 ° F (0 ° ~ 50 ° C) & 10~75% RH

Humidity

Storage Temp

4 ° ~ 131 ° F (-20 ° ~ 55 ° C) @ < 80% RH

Power Supply

9V NEDA 1604 Battery

Battery Life

Approximately 50 hrs (Alkaline)

Dimensions (LxWxH)

30.0x2.3x1.4"
(770x65.5x35mm)

Weight (including battery)

12.4 oz. (350g)

0.25" Water Magnehelic Pressure Gauge



Specifications

0 - 0.25 Inches of Water

Service: Air and non-combustible, compatible gases. (Natural Gas option available.)

Housing: Die cast aluminum case and bezel, with acrylic cover, Exterior finish is coated gray to withstand 168 hour salt spray corrosion test.

Accuracy: +/- 2% of full scale ($\pm 3\%$ on - 0 and $\pm 4\%$ on - 00 ranges), throughout range at 70°F. (21.1°C)

Pressure Limits: -20½ Hg. to 15 psig. (-0.677 bar to 1.034 bar); MP option; 35 psig (2.41 bar), HP option; 80 psig (5.52 bar).

Overpressure: Relief plug opens at approximately 25 psig (1.72 kPa), standard gages only.

Temperature Limits: 20 to 140°F.* (-6.67 to 60°C).

Size: 4½ (101.6 mm) Diameter dial face.

Mounting Orientation: Diaphragm in vertical position. Consult factory for other position orientations.

Process Connections: 1/8½ female NPT duplicate high and low pressure taps - one pair side and one pair back.

Weight: 1 lb. 2 oz. (510g), MP & HP 2 Lb. 2 oz. (963g).

Standard Accessories: Two 1/8" NPT plugs for duplicate pressure taps, two 1/8" pipe thread to rubber tubing adapter and three flush mounting adapters with screws. (Mounting and snap ring retainer substituted for 3 adapters in MP& HP gage accessories.)

*Low temperature models available as special option.

Appendix C: LEL Correction Factors

INDUSTRIAL SCIENTIFIC CORPORATION

LEL CORRELATION FACTORS FOR SENSOR 1704-1856

← CALIBRATION GAS →

		Acetone	Acetylene	Butane	Hexane	Hydrogen	Methane	Pentane	Propane
↑ GAS BEING SAMPLED ↓	Acetone	1.0	1.3	1.0	0.7	1.7	1.7	0.9	1.1
	Acetylene	0.8	1.0	0.7	0.6	1.3	1.3	0.7	0.8
	Benzene	1.1	1.5	1.1	0.8	1.9	1.9	1.0	1.2
	Butane	1.0	1.4	1.0	0.8	1.8	1.7	0.9	1.1
	Ethane	0.8	1.0	0.8	0.6	1.3	1.3	0.7	0.8
	Ethanol	0.9	1.1	0.8	0.6	1.5	1.5	0.8	0.9
	Ethylene	0.8	1.1	0.8	0.6	1.4	1.3	0.7	0.9
	Hexane	1.4	1.8	1.3	1.0	2.4	2.3	1.2	1.4
	Hydrogen	0.6	0.8	0.6	0.4	1.0	1.0	0.5	0.6
	Isopropanol	1.2	1.5	1.1	0.9	2.0	1.9	1.0	1.2
	Methane	0.6	0.8	0.6	0.4	1.0	1.0	0.5	0.6
	Methanol	0.6	0.8	0.6	0.5	1.1	1.1	0.6	0.7
	Pentane	1.2	1.5	1.1	0.9	2.0	1.9	1.0	1.2
	Propane	1.0	1.2	0.9	0.7	1.6	1.6	0.8	1.0
	Styrene	1.3	1.7	1.3	1.0	2.2	2.2	1.1	1.4
	Toluene	1.3	1.6	1.2	0.9	2.1	2.1	1.1	1.3
Xylene	1.5	2.0	1.5	1.1	2.6	2.5	1.3	1.6	

Example: The instrument has been calibrated on methane and is now reading 10% LEL in a pentane atmosphere. To find actual % LEL pentane, please multiply by the number found at the intersection of the methane column (calibration gas) and the pentane row (gas being sampled)... In this case, 1.9. Therefore, the actual % LEL pentane is 19% (10 x 1.9).

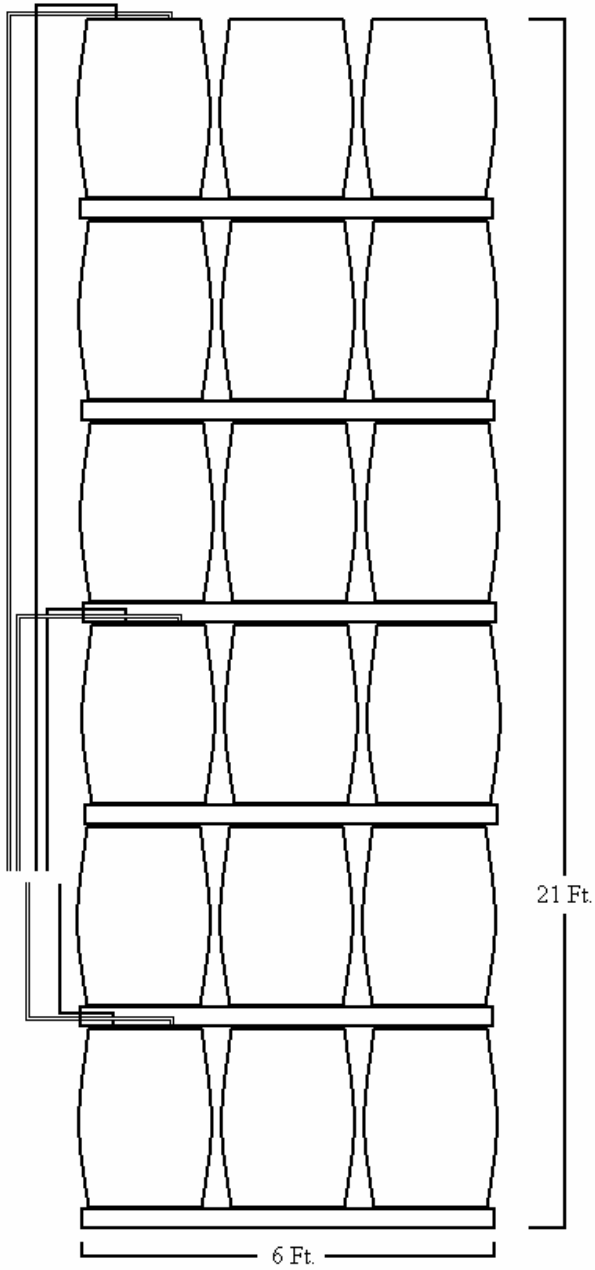
Multiplier accuracy is +/-25%, subject to change without notice pending additional testing.

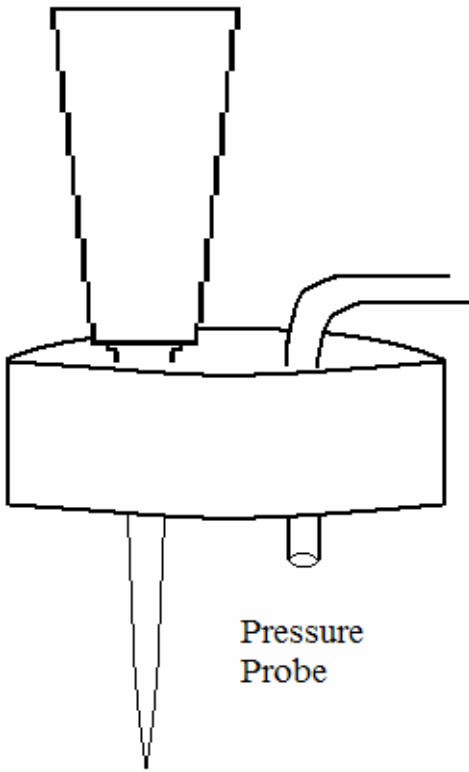
If the sensor is used in atmospheres containing unknown contaminants (silicones, sulfur, lead, or halogen compound vapors) methane is the recommended calibration gas. Periodic comparison of methane and pentane readings is recommended when using this chart. Contact Industrial Scientific for details.

* Calibration gases available from Industrial Scientific.

Adapted from 1704A1856-200 August 15, 1995

Appendix D: Stack and Bung Blueprints



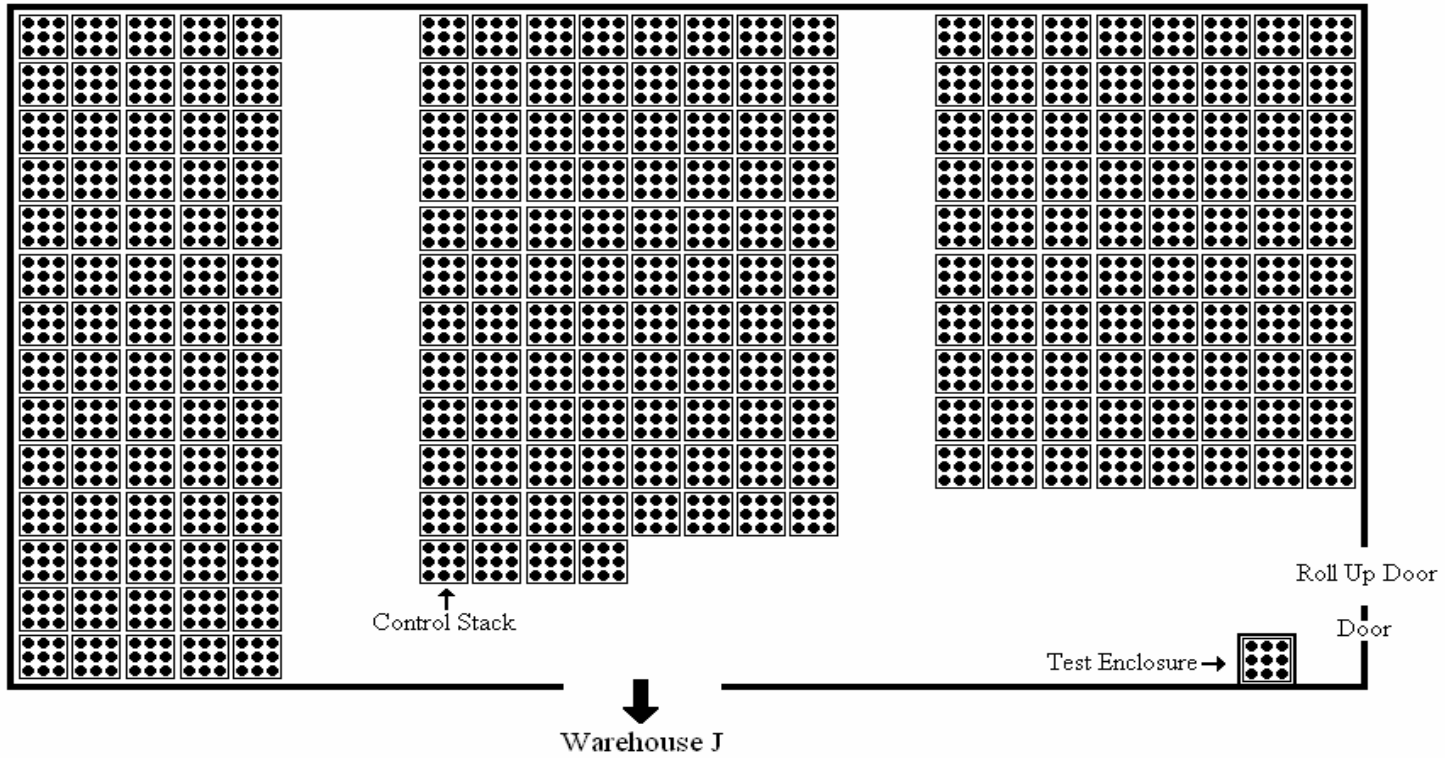


Pressure
Probe

Temperature
Probe

Appendix E: Warehouse Map

Warehouse K



Appendix F: Sorensen Budget Analysis

<u>STRAIGHT TIME</u>		<u>MARK-UPS</u>	<u>FOREMAN</u>	<u>CARPEN TERS</u>	<u>LABORE RS</u>	<u>FINISHE RS</u>
1. Base Rate			\$ 35.47	\$ 27.79	\$ 24.27	\$ 32.58
2. FICA	7.65%	x base rate	\$ 2.71	\$ 2.13	\$ 1.86	\$ 2.49
3. SUI	6.20%	x base rate	\$ 2.20	\$ 1.72	\$ 1.50	\$ 2.02
4. FUI	0.80%	x base rate	\$ 0.28	\$ 0.22	\$ 0.19	\$ 0.26
5. W/ Comp %		x base rate	\$ 5.39	\$ 4.23	\$ 3.45	\$ 4.64
6. Health/Fringe		x base rate	\$ 15.14	\$ 15.14	\$ 11.50	\$ 14.53
7. Public Liability		x base rate				
8. Overhead		x base rate				
9. Profit		x base rate				
10. Tools		x base rate				
11. Total Hourly Cost			\$ 61.19	\$ 51.23	\$ 42.78	\$ 56.52

OVERTIME (TIME & 1/2)

12. 1/2 Base Rate			\$ 17.74	\$ 13.90	\$ 12.14	\$ 16.29
13. FICA	7.65%	x base rate	\$ 1.36	\$ 1.06	\$ 0.93	\$ 1.25
14. SUI	6.20%	x base rate	\$ 1.10	\$ 0.86	\$ 0.75	\$ 1.01
15. FUI	0.80%	x base rate	\$ 0.14	\$ 0.11	\$ 0.10	\$ 0.13
16. Health / Fringes		x base rate				
17. Total 1/2 Cost			\$ 20.33	\$ 15.93	\$ 13.91	\$ 18.68
18. Total Hrly Cost			\$ 81.52	\$ 67.16	\$ 56.69	\$ 75.20

Appendix G: Barrel and Liquid Weight

Barrel Number	Weight Empty (lbs)	Weight Full (lbs)	Brandy Weight (lbs)
1	118	506	388
2	117.2	499.2	382
3	120	512.4	392.4
4	115	491.8	376.8
5	115.6	494.4	378.8
6	111.8	491.6	379.8
7	117.4	490	372.6
8	124	503.8	379.8
9	117.4	504.8	387.4
10	122.4	502.8	380.4
11	122.6	504.4	381.8
12	123.6	496.4	372.8
13	119	498	379
14	120	495	375
15	122	504.4	382.4
16	124.4	489.2	364.8
17	121	497.2	376.2
18	120	488.6	368.6
19	121.2	511.6	390.4
20	131	528.6	397.6
21	124	510	386
22	118.6	483.8	365.2
23	132.6	508.6	376
24	125	513.6	388.6
25	124.8	502.8	378
26	126.4	507	380.6
27	125.6	503.4	377.8
28	116	487.2	371.2
29	116.6	505.2	388.6
30	115.2	497.6	382.4
31	119	503.2	384.2
32	115.6	486.4	370.8
33	117.4	514.8	397.4
34	166.6	500.2	333.6
35	120.4	511	390.6
36	120.6	507.6	387
37	116.8	500.2	383.4
38	119.4	490.4	371
39	113.2	495.4	382.2
40	125.2	513	387.8
41	123.2	508.4	385.2
42	120.4	506.6	386.2
43	120	495.4	375.4
44	119	501.2	382.2

45	119.2	505.2	386
46	129	501.8	372.8
47	123.6	498.6	375
48	115.4	496.4	381
49	128.2	509.4	381.2
50	119.4	512.2	392.8
51	116.2	504.4	388.2
52	117.6	500.2	382.6
53	120.4	520	399.6
54	121.2	516.6	395.4
55	118	504.8	386.8
56	121.2	511.6	390.4
57	119.2	487.2	368
58	166.6	492	325.4
59	117	505.6	388.6
60	116.2	491.6	375.4
61	125.8	510.2	384.4
62	118	491	373
63	124.6	506	381.4
64	125.8	499.2	373.4
65	123	494.4	371.4
66	118	494.6	376.6
67	123.2	516.4	393.2
68	119.6	508.2	388.6
69	120.4	500.6	380.2
70	115.4	516.4	401
71	123	498	375
72	122.2	500.6	378.4
73	117.4	503.8	386.4
74	124.8	497.8	373
75	114.4	504.6	390.2
76	121	509.6	388.6
77	125.2	488	362.8
78	115	482.8	367.8
79	115.2	503	387.8
80	119.4	497.2	377.8
81	116.2	503.8	387.6
82	130.6	503.6	373
83	120.2	492.6	372.4
84	123.8	512.8	389
85	126.4	509.6	383.2
86	127.6	505.2	377.6
87	131.2	511.6	380.4
88	123.4	509.6	386.2
89	121.8	503.6	381.8
90	127.8	510.6	382.8
91	121.2	503.6	382.4
92	126.2	507.6	381.4

93	126.4	519	392.6
94	121	517.2	396.2
95	119	491.8	372.8
96	125.4	496.6	371.2
97	122.4	511.2	388.8
98	121.2	510.6	389.4
99	118.6	513.4	394.8
100	111.8	486.4	374.6
101	119	497.6	378.6
102	116.6	496.2	379.6
103	121.4	502.4	381
104	121	482	361
105	121	497	376
106	122.4	498.8	376.4
107	116.4	505.4	389
108	130	496.6	366.6
Total Weight of Brandy: 41084.6 lbs			
Average Brandy per Barrel: 380.4 lbs			

Appendix H: Smart Reader Plus Reliability Test Data

Temperature Test:

81075		81406		81407		81511	
Time	Temp (°C)	Time	Temp (°C)	Time	Temp (°C)	Time	Temp (°C)
15:15:00	59.89	15:15:06	58.68	15:15:15	59.93	15:15:06	58.8
15:15:28	59.47	15:15:34	58.39	15:15:43	60.02	15:15:34	58.64
15:15:56	59.55	15:16:02	58.51	15:16:11	60.23	15:16:02	58.97
15:16:24	59.76	15:16:30	58.68	15:16:39	60.36	15:16:30	59.22
15:16:52	59.97	15:16:58	58.93	15:17:07	60.4	15:16:58	59.38
15:17:20	60.02	15:17:26	59.01	15:17:35	60.36	15:17:26	59.59
15:17:48	60.1	15:17:54	59.09	15:18:03	60.27	15:17:54	59.89
15:18:16	60.14	15:18:22	59.22	15:18:31	60.27	15:18:22	60.57
15:18:44	61.45	15:18:50	59.42	15:18:59	60.23	15:18:50	60.36
15:19:12	60.79	15:19:18	59.38	15:19:27	60.14	15:19:18	60.1
15:19:40	60.53	15:19:46	59.42	15:19:55	60.19	15:19:46	59.97
15:20:08	60.49	15:20:14	59.38	15:20:23	60.23	15:20:14	59.89
15:20:36	60.49	15:20:42	59.42	15:20:51	60.27	15:20:42	59.89
15:21:04	60.44	15:21:10	59.51	15:21:19	60.23	15:21:10	59.89
15:21:32	60.27	15:21:38	59.38	15:21:47	60.02	15:21:38	59.76
15:22:00	59.89	15:22:06	59.3	15:22:15	59.72	15:22:06	59.38
15:22:28	59.8	15:22:34	51.2	15:22:43	49.67	15:22:34	53.47
15:22:56	37.59	15:23:02	32.19	15:23:11	32.33	15:23:02	32.36
15:23:24	32.17	15:23:30	32.07	15:23:39	32.48	15:23:30	32.57
15:23:52	32.21	15:23:58	32.07	15:24:07	32.62	15:23:58	32.59
15:24:20	32.24	15:24:26	32.09	15:24:35	32.69	15:24:26	32.62
15:24:48	32.26	15:24:54	32.09	15:25:03	32.74	15:24:54	32.62
15:25:16	32.36	15:25:22	32.09	15:25:31	32.81	15:25:22	32.74
15:25:44	32.38	15:25:50	32.07	15:25:59	32.86	15:25:50	32.76
15:26:12	32.36	15:26:18	32.09	15:26:27	32.91	15:26:18	32.76
15:26:40	32.33	15:26:46	32.07	15:26:55	32.93	15:26:46	32.74
15:27:08	32.33	15:27:14	32.09	15:27:23	32.93	15:27:14	32.69
15:27:36	32.31	15:27:42	32.09	15:27:51	32.93	15:27:42	32.64
15:28:04	32.31	15:28:10	32.09	15:28:19	32.91	15:28:10	32.64
15:28:32	32.31	15:28:38	32.09	15:28:47	32.91	15:28:38	32.57
15:29:00	32.28	15:29:06	32.09	15:29:15	32.86	15:29:06	32.55
15:29:28	33.8	15:29:34	45.84	15:29:43	50.29	15:29:34	42.08
15:29:56	77.14	15:30:02	77.64	15:30:11	76.93	15:30:02	77.21
15:30:24	76.87	15:30:30	77.35	15:30:39	76.59	15:30:30	76.52
15:30:52	76.59	15:30:58	76.93	15:31:07	76.32	15:30:58	75.98
15:31:20	76.05	15:31:26	76.59	15:31:35	75.78	15:31:26	75.38
15:31:48	75.58	15:31:54	76.32	15:32:03	75.38	15:31:54	75.25
15:32:16	75.25	15:32:22	75.91	15:32:31	75.05	15:32:22	74.92
15:32:44	74.98	15:32:50	75.78	15:32:59	74.79	15:32:50	74.59
15:33:12	74.79	15:33:18	75.38	15:33:27	74.53	15:33:18	74.46
15:33:40	74.59	15:33:46	75.25	15:33:55	74.27	15:33:46	74.27
15:34:08	74.4	15:34:14	75.05	15:34:23	74.08	15:34:14	74.14
15:34:36	74.21	15:34:42	74.98	15:34:51	74.14	15:34:42	74.08
15:35:04	74.14	15:35:10	74.66	15:35:19	73.83	15:35:10	73.83
15:35:32	73.95	15:35:38	74.59	15:35:47	73.83	15:35:38	73.7
15:36:00	72.59	15:36:06	71.45	15:36:15	69.9	15:36:06	71.39
15:36:28	67.51	15:36:34	68.14	15:36:43	66.83	15:36:34	68.14

15:36:56	64.44		15:37:02	66.42		15:37:11	65.97		15:37:02	66.57
15:37:24	62.57		15:37:30	65.12		15:37:39	65.22		15:37:30	65.52
15:37:52	61.54		15:37:58	64.11		15:38:07	64.59		15:37:58	64.88
15:38:20	60.96		15:38:26	63.31		15:38:35	63.97		15:38:26	64.3
15:38:48	60.44		15:38:54	62.66		15:39:03	63.4		15:38:54	63.64

Pressure Test:

81075		81406		81407		81511	
Timestamp	10" WC (PSI)	Timestamp	10" WC (PSI)	Timestamp	10" WC (PSI)	Timestamp	10" WC (PSI)
1:30:11	-0.01	1:30:00	-0.01	1:30:11	-0.01	1:30:14	-0.01
1:30:39	-0.01	1:30:28	-0.01	1:30:39	-0.01	1:30:42	-0.01
1:31:07	-0.01	1:30:56	-0.01	1:31:07	-0.01	1:31:10	-0.01
1:31:35	-0.01	1:31:24	-0.01	1:31:35	-0.01	1:31:38	-0.01
1:32:03	-0.01	1:31:52	-0.01	1:32:03	-0.01	1:32:06	-0.01
1:32:31	-0.01	1:32:20	-0.01	1:32:31	-0.01	1:32:34	-0.01
1:32:59	-0.01	1:32:48	-0.01	1:32:59	-0.01	1:33:02	-0.01
1:33:27	-0.01	1:33:16	-0.01	1:33:27	-0.01	1:33:30	-0.01
1:33:55	-0.01	1:33:44	-0.01	1:33:55	-0.01	1:33:58	-0.01
1:34:23	-0.01	1:34:12	-0.01	1:34:23	-0.01	1:34:26	-0.01
1:34:51	-0.01	1:34:40	-0.01	1:34:51	-0.01	1:34:54	-0.01
1:35:19	-0.01	1:35:08	-0.01	1:35:19	-0.01	1:35:22	-0.01
1:35:47	-0.01	1:35:36	-0.01	1:35:47	-0.01	1:35:50	-0.01
1:36:15	-0.01	1:36:04	-0.01	1:36:15	-0.01	1:36:18	-0.01
1:36:43	0.1	1:36:32	0.04	1:36:43	0.09	1:36:46	0.11
1:37:11	0.15	1:37:00	0.15	1:37:11	0.15	1:37:14	0.15
1:37:39	0.15	1:37:28	0.15	1:37:39	0.15	1:37:42	0.15
1:38:07	0.17	1:37:56	0.15	1:38:07	0.15	1:38:10	0.17
1:38:35	0.24	1:38:24	0.21	1:38:35	0.25	1:38:38	0.24
1:39:03	0.25	1:38:52	0.24	1:39:03	0.25	1:39:06	0.24
1:39:31	0.25	1:39:20	0.25	1:39:31	0.25	1:39:34	0.24
1:39:59	0.25	1:39:48	0.25	1:39:59	0.25	1:40:02	0.24
1:40:27	0.25	1:40:16	0.25	1:40:27	0.25	1:40:30	0.25
1:40:55	0.25	1:40:44	0.25	1:40:55	0.25	1:40:58	0.25
1:41:23	0.25	1:41:12	0.25	1:41:23	0.25	1:41:26	0.25
1:41:51	0.25	1:41:40	0.25	1:41:51	0.25	1:41:54	0.25
1:42:19	0.08	1:42:08	0.25	1:42:19	0.08	1:42:22	0.08
1:42:47	-0.01	1:42:36	-0.01	1:42:47	-0.01	1:42:50	-0.01
1:43:15	-0.01	1:43:04	-0.01	1:43:15	-0.01	1:43:18	-0.01
1:43:43	-0.01	1:43:32	-0.01	1:43:43	-0.01	1:43:46	-0.01
1:44:11	-0.01	1:44:00	-0.01	1:44:11	-0.01	1:44:14	-0.01
1:44:39	-0.01	1:44:28	-0.01	1:44:39	-0.01	1:44:42	-0.01
1:45:07	-0.01	1:44:56	-0.01	1:45:07	-0.01	1:45:10	-0.01
1:45:35	-0.01	1:45:24	-0.01	1:45:35	-0.01	1:45:38	-0.01
1:46:03	-0.01	1:45:52	-0.01	1:46:03	-0.01	1:46:06	-0.01
1:46:31	-0.01	1:46:20	-0.01	1:46:31	-0.01	1:46:34	-0.01
1:46:59	-0.01	1:46:48	-0.01	1:46:59	-0.01	1:47:02	-0.01
1:47:27	-0.01	1:47:16	-0.01	1:47:27	-0.01	1:47:30	-0.01

1:47:55	-0.01		1:47:44	-0.01		1:47:55	-0.01		1:47:58	-0.01
---------	-------	--	---------	-------	--	---------	-------	--	---------	-------

Individual Comparison Tests:

84728				81407		
Time	Temp	Pressure		Time	Temp	Pressure
11:16:56	-84.7			11:16:56	-84.7	
11:17:24	-12.73			11:17:24	-84.7	
11:17:52	28.37			11:17:52	-84.7	
11:18:20	32.78			11:18:20	-84.7	
11:18:48	33.92			11:18:48	-84.7	
11:19:16	33.97			11:19:16	10.97	
11:19:44	4.28			11:19:44	1.69	
11:20:12	2.01			11:20:12	1.59	
11:20:40	1.69			11:20:40	1.65	
11:21:08	0.91			11:21:08	0.99	
11:21:36	0.34			11:21:36	0.36	
11:22:04	0.16			11:22:04	0.14	
11:22:32	0.05			11:22:32	0.05	
11:23:00	0.05			11:23:00	0.01	
11:23:28	0.03			11:23:28	0.03	
11:23:56	0.05			11:23:56	0.01	
11:24:24	0.07			11:24:24	0.01	
11:24:52	-0.01			11:24:52	-0.03	
11:25:20	11.56			11:25:20	12.14	
11:25:48	38.68			11:25:48	39.41	
11:26:16	43.86			11:26:16	43.79	
11:26:44	43.86			11:26:44	43.72	
11:27:12	43.72			11:27:12	43.57	
11:27:40	43.5			11:27:40	43.43	
11:28:08	43.36			11:28:08	43.28	
11:28:36	43.21			11:28:36	43.14	
11:29:04	43.14			11:29:04	43.07	
11:29:32	43			11:29:32	42.86	
11:30:00	42.86			11:30:00	42.79	
11:30:28	40.43			11:30:28	40.04	
11:30:56	-22.25			11:30:56	30.22	
11:31:24	-84.7	-0.01		11:31:24	-84.7	-0.01
11:37:56	-84.7	-0.01		11:37:56	-84.7	0
11:38:24		0.35		11:38:24		0.36
11:38:52		0.45		11:38:52		0.45
11:39:20		0.45		11:39:20		0.45
11:39:48		0.27		11:39:48		0.28
11:40:16		0.2		11:40:16		0.21
11:40:44		0.2		11:40:44		0.21
11:41:12		0.2		11:41:12		0.21
11:41:40		0.2		11:41:40		0.21
11:42:08		0.2		11:42:08		0.21
11:42:36		0.2		11:42:36		0.21
11:43:04		0.2		11:43:04		0.21
11:43:32		0.2		11:43:32		0.21
11:44:00		0.2		11:44:00		0.21
11:44:28		0.2		11:44:28		0.21

11:44:56		0.2		11:44:56		0.21
11:45:24		0.02		11:45:24		0.02
11:45:52		-0.01		11:45:52		-0.01

84727				81511		
Time	Temp	Pressure		Time	Temp	Pressure
11:32:39	-84.7			11:32:46	-84.7	
11:33:07	-12.68			11:33:14	-84.7	
11:33:35	25.4			11:33:42	-84.7	
11:34:03	25.06			11:34:10	-84.7	
11:34:31	24.92			11:34:38	-3.2	
11:34:59	24.69			11:35:06	26.87	
11:35:27	41.48			11:35:34	41.48	
11:35:55	41.41			11:36:02	41.34	
11:36:23	41.28			11:36:30	41.21	
11:36:51	41.21			11:36:58	41.08	
11:37:19	41.01			11:37:26	41.08	
11:37:47	15.31			11:37:54	7.42	
11:38:15	0.18			11:38:22	0.26	
11:38:43	0.26			11:38:50	0.42	
11:39:11	0.34			11:39:18	0.58	
11:39:39	0.42			11:39:46	0.7	
11:40:07	0.54			11:40:14	0.83	
11:40:35	0.44			11:40:42	0.52	
11:41:03	0.24			11:41:10	0.48	
11:41:31	0.28			11:41:38	0.6	
11:41:59	0.36			11:42:06	0.72	
11:42:27	0.38			11:42:34	0.48	
11:42:55	0.03			11:43:02	0.03	
11:43:23	4.27			11:43:30	5.28	
11:43:51	9.23			11:43:58	8.98	
11:44:19	11.49			11:44:26	11.02	
11:44:47	-7.13			11:44:54	-84.7	
11:45:15	-84.7			11:45:22	-84.7	-0.01
11:45:43	-84.7	-0.01		11:45:50	-84.7	-0.01
11:46:11	-84.7	-0.01		11:46:18		0.11
11:46:39		0.12		11:46:46		0.21
11:47:07		0.21		11:47:14		0.21
11:47:35		0.21		11:47:42		0.21
11:48:03		0.21		11:48:10		0.21
11:48:31		0.21		11:48:38		0.21
11:48:59		0.21		11:49:06		0.21
11:49:27		0.21		11:49:34		0.21
11:49:55		0.21		11:50:02		0.21
11:50:23		0.21		11:50:30		0.21
11:50:51		0.22		11:50:58		0.21
11:51:19		0.22		11:51:26		0.22
11:51:47		0.05		11:51:54		-0.01
11:52:15		-0.01		11:52:22		-0.01

81314			81351	
Timestamp	Ext Temp (°C)		Timestamp	Ext Temp (°C)
13:50:12	24.73		13:50:26	23.97
13:50:40	24.55		13:50:54	23.83
13:51:08	24.44		13:51:22	23.72
13:51:36	24.26		13:51:50	23.65
13:52:04	24.19		13:52:18	23.54
13:52:32	24.04		13:52:46	23.44
13:53:00	23.97		13:53:14	23.44
13:53:28	23.86		13:53:42	23.4
13:53:56	23.83		13:54:10	23.4
13:54:24	23.75		13:54:38	23.33
13:54:52	23.72		13:55:06	23.33
13:55:20	23.65		13:55:34	23.29
13:55:48	23.61		13:56:02	23.29
13:56:16	23.58		13:56:30	23.26
13:56:44	23.54		13:56:58	23.26
13:57:12	23.51		13:57:26	29.18
13:57:40	63.49		13:57:54	68.01
13:58:08	69.32		13:58:22	68.56
13:58:36	68.38		13:58:50	67.83
13:59:04	67.65		13:59:18	66.76
13:59:32	66.76		13:59:46	65.9
14:00:00	65.74		14:00:14	65.07
14:00:28	64.91		14:00:42	64.27
14:00:56	64.27		14:01:10	63.49
14:01:24	63.64		14:01:38	62.88
14:01:52	63.03		14:02:06	62.28
14:02:20	62.43		14:02:34	61.7
14:02:48	61.84		14:03:02	60.99
14:03:16	61.27		14:03:30	60.57
14:03:44	24.51		14:03:58	14.17
14:04:12	8		14:04:26	8.12
14:04:40	8.07		14:04:54	8.25
14:05:08	8.16		14:05:22	8.37
14:05:36	8.23		14:05:50	8.44
14:06:04	8.32		14:06:18	8.55
14:06:32	8.41		14:06:46	8.6
14:07:00	8.5		14:07:14	8.71
14:07:28	8.62		14:07:42	8.87
14:07:56	9.5		14:08:10	9.67
14:08:24	9.74		14:08:38	9.93
14:08:52	10.94		14:09:06	11.7

Appendix I: Smart Reader Data – Bottom Tier

81075 - Control Bottom			81407 - Test Bottom		
Timestamp	Ext Temp (°C)	10" WC (PSI)	Timestamp	Ext Temp (°C)	10" WC (PSI)
1/31/2006 12:30	13.97	-0.01	1/31/2006 12:30	14.1	-0.02
1/31/2006 13:00	13.97	-0.01	1/31/2006 13:00	14.1	-0.02
1/31/2006 13:30	13.97	-0.01	1/31/2006 13:30	14.1	-0.01
1/31/2006 14:00	13.97	-0.01	1/31/2006 14:00	14.1	-0.01
1/31/2006 14:30	13.97	-0.01	1/31/2006 14:30	14.1	-0.01
1/31/2006 15:00	13.97	0	1/31/2006 15:00	14.1	-0.01
1/31/2006 15:30	13.97	-0.01	1/31/2006 15:30	14.1	-0.01
1/31/2006 16:00	13.97	-0.01	1/31/2006 16:00	14.1	-0.01
1/31/2006 16:30	13.97	0	1/31/2006 16:30	14.1	0
1/31/2006 17:00	13.97	0	1/31/2006 17:00	14.1	0
1/31/2006 17:30	13.97	-0.01	1/31/2006 17:30	14.1	-0.01
1/31/2006 18:00	13.97	-0.01	1/31/2006 18:00	14.1	-0.01
1/31/2006 18:30	13.94	-0.01	1/31/2006 18:30	14.1	-0.01
1/31/2006 19:00	13.94	-0.02	1/31/2006 19:00	14.1	-0.02
1/31/2006 19:30	13.94	-0.02	1/31/2006 19:30	14.1	-0.02
1/31/2006 20:00	13.94	-0.02	1/31/2006 20:00	14.1	-0.02
1/31/2006 20:30	13.94	-0.02	1/31/2006 20:30	14.1	-0.02
1/31/2006 21:00	13.91	-0.03	1/31/2006 21:00	14.1	-0.02
1/31/2006 21:30	13.91	-0.02	1/31/2006 21:30	14.1	-0.02
1/31/2006 22:00	13.91	-0.02	1/31/2006 22:00	14.1	-0.02
1/31/2006 22:30	13.91	-0.02	1/31/2006 22:30	14.1	-0.02
1/31/2006 23:00	13.91	-0.02	1/31/2006 23:00	14.1	-0.02
1/31/2006 23:30	13.91	-0.02	1/31/2006 23:30	14.1	-0.02
2/1/2006 0:00	13.91	-0.02	2/1/2006 0:00	14.1	-0.02
2/1/2006 0:30	13.91	-0.01	2/1/2006 0:30	14.1	-0.01
2/1/2006 1:00	13.91	-0.01	2/1/2006 1:00	14.1	-0.01
2/1/2006 1:30	13.91	-0.01	2/1/2006 1:30	14.1	0
2/1/2006 2:00	13.91	-0.01	2/1/2006 2:00	14.12	0
2/1/2006 2:30	13.91	-0.01	2/1/2006 2:30	14.12	-0.01
2/1/2006 3:00	13.91	-0.01	2/1/2006 3:00	14.12	-0.01
2/1/2006 3:30	13.91	-0.01	2/1/2006 3:30	14.12	-0.01
2/1/2006 4:00	13.94	-0.01	2/1/2006 4:00	14.12	-0.01
2/1/2006 4:30	13.94	-0.01	2/1/2006 4:30	14.12	-0.01
2/1/2006 5:00	13.94	-0.01	2/1/2006 5:00	14.12	-0.01
2/1/2006 5:30	13.94	-0.01	2/1/2006 5:30	14.12	-0.01
2/1/2006 6:00	13.94	-0.01	2/1/2006 6:00	14.12	-0.01
2/1/2006 6:30	13.94	-0.01	2/1/2006 6:30	14.12	-0.01
2/1/2006 7:00	13.97	-0.01	2/1/2006 7:00	14.12	-0.01
2/1/2006 7:30	13.97	-0.01	2/1/2006 7:30	14.12	-0.01
2/1/2006 8:00	13.97	-0.01	2/1/2006 8:00	14.12	-0.01
2/1/2006 8:30	13.97	-0.01	2/1/2006 8:30	14.12	-0.01
2/1/2006 9:00	13.97	-0.01	2/1/2006 9:00	14.12	-0.01
2/1/2006 9:30	13.97	-0.01	2/1/2006 9:30	14.12	-0.01
2/1/2006 10:00	13.97	-0.01	2/1/2006 10:00	14.12	-0.01
2/1/2006 10:30	13.97	-0.01	2/1/2006 10:30	14.12	-0.01
2/1/2006 11:00	13.97	-0.01	2/1/2006 11:00	14.12	-0.01
2/1/2006 11:30	13.97	-0.01	2/1/2006 11:30	14.12	-0.01
2/1/2006 12:00	13.97	-0.01	2/1/2006 12:00	14.12	-0.01
2/1/2006 12:30	13.97	-0.01	2/1/2006 12:30	14.12	-0.01

2/1/2006 13:00	13.97	-0.01		2/1/2006 13:00	14.12	-0.01
2/1/2006 13:30	13.97	0		2/1/2006 13:30	14.15	-0.01
2/1/2006 14:00	13.97	-0.01		2/1/2006 14:00	14.12	-0.01
2/1/2006 14:30	13.97	-0.01		2/1/2006 14:30	14.12	-0.01
2/1/2006 15:00	13.97	-0.01		2/1/2006 15:00	14.12	-0.01
2/1/2006 15:30	13.97	-0.01		2/1/2006 15:30	14.12	-0.01
2/1/2006 16:00	13.97	0		2/1/2006 16:00	14.12	-0.01
2/1/2006 16:30	13.97	0		2/1/2006 16:30	14.12	-0.01
2/1/2006 17:00	13.97	0		2/1/2006 17:00	14.12	-0.01
2/1/2006 17:30	13.97	-0.01		2/1/2006 17:30	14.12	-0.01
2/1/2006 18:00	13.97	-0.01		2/1/2006 18:00	14.15	-0.01
2/1/2006 18:30	13.97	-0.01		2/1/2006 18:30	14.12	-0.01
2/1/2006 19:00	13.97	-0.01		2/1/2006 19:00	14.15	-0.01
2/1/2006 19:30	13.97	-0.01		2/1/2006 19:30	14.12	-0.01
2/1/2006 20:00	13.97	-0.01		2/1/2006 20:00	14.12	-0.01
2/1/2006 20:30	13.97	-0.01		2/1/2006 20:30	14.15	-0.01
2/1/2006 21:00	13.97	-0.01		2/1/2006 21:00	14.12	-0.01
2/1/2006 21:30	13.97	-0.02		2/1/2006 21:30	14.12	-0.01
2/1/2006 22:00	13.97	-0.01		2/1/2006 22:00	14.15	-0.01
2/1/2006 22:30	13.97	-0.01		2/1/2006 22:30	14.15	-0.01
2/1/2006 23:00	13.97	-0.01		2/1/2006 23:00	14.15	-0.01
2/1/2006 23:30	13.97	-0.01		2/1/2006 23:30	14.15	-0.01
2/2/2006 0:00	13.97	0		2/2/2006 0:00	14.15	-0.01
2/2/2006 0:30	13.97	0		2/2/2006 0:30	14.15	-0.01
2/2/2006 1:00	13.97	0		2/2/2006 1:00	14.15	-0.01
2/2/2006 1:30	13.97	0.01		2/2/2006 1:30	14.15	-0.01
2/2/2006 2:00	13.97	0.01		2/2/2006 2:00	14.15	-0.01
2/2/2006 2:30	13.97	0.01		2/2/2006 2:30	14.15	-0.01
2/2/2006 3:00	13.97	0		2/2/2006 3:00	14.15	-0.01
2/2/2006 3:30	13.97	0		2/2/2006 3:30	14.15	-0.01
2/2/2006 4:00	13.97	-0.01		2/2/2006 4:00	14.15	-0.01
2/2/2006 4:30	13.99	-0.01		2/2/2006 4:30	14.15	-0.01
2/2/2006 5:00	13.99	0		2/2/2006 5:00	14.18	-0.01
2/2/2006 5:30	13.99	0		2/2/2006 5:30	14.18	-0.01
2/2/2006 6:00	14.02	0		2/2/2006 6:00	14.18	-0.01
2/2/2006 6:30	14.02	-0.01		2/2/2006 6:30	14.18	-0.01
2/2/2006 7:00	14.02	-0.01		2/2/2006 7:00	14.18	-0.01
2/2/2006 7:30	14.02	-0.01		2/2/2006 7:30	14.18	-0.01
2/2/2006 8:00	14.02	-0.01		2/2/2006 8:00	14.18	-0.01
2/2/2006 8:30	14.02	-0.01		2/2/2006 8:30	14.18	-0.01
2/2/2006 9:00	14.02	-0.01		2/2/2006 9:00	14.18	-0.01
2/2/2006 9:30	14.02	-0.01		2/2/2006 9:30	14.18	-0.01
2/2/2006 10:00	14.02	0		2/2/2006 10:00	14.18	-0.01
2/2/2006 10:30	14.02	-0.01		2/2/2006 10:30	14.18	-0.01
2/2/2006 11:00	14.02	-0.01		2/2/2006 11:00	14.18	-0.01
2/2/2006 11:30	14.02	-0.01		2/2/2006 11:30	14.18	-0.01
2/2/2006 12:00	14.02	-0.01		2/2/2006 12:00	14.2	-0.01
2/2/2006 12:30	14.02	-0.01		2/2/2006 12:30	14.2	-0.01
2/2/2006 13:00	14.02	0		2/2/2006 13:00	14.2	-0.01
2/2/2006 13:30	14.02	0		2/2/2006 13:30	14.2	-0.01
2/2/2006 14:00	14.02	0		2/2/2006 14:00	14.2	-0.01
2/2/2006 14:30	14.02	0		2/2/2006 14:30	14.18	-0.01
2/2/2006 15:00	14.02	0		2/2/2006 15:00	14.2	-0.01
2/2/2006 15:30	14.02	0		2/2/2006 15:30	14.2	-0.01
2/2/2006 16:00	14.02	0		2/2/2006 16:00	14.2	-0.01

2/2/2006 16:30	14.02	0		2/2/2006 16:30	14.2	-0.01
2/2/2006 17:00	14.02	-0.01		2/2/2006 17:00	14.2	-0.01
2/2/2006 17:30	14.02	-0.01		2/2/2006 17:30	14.2	-0.01
2/2/2006 18:00	14.02	-0.01		2/2/2006 18:00	14.2	-0.01
2/2/2006 18:30	14.02	-0.01		2/2/2006 18:30	14.2	-0.01
2/2/2006 19:00	14.02	0		2/2/2006 19:00	14.2	-0.01
2/2/2006 19:30	14.02	-0.01		2/2/2006 19:30	14.2	-0.01
2/2/2006 20:00	14.02	-0.01		2/2/2006 20:00	14.2	-0.01
2/2/2006 20:30	14.02	-0.02		2/2/2006 20:30	14.2	-0.01
2/2/2006 21:00	14.02	-0.02		2/2/2006 21:00	14.2	-0.01
2/2/2006 21:30	14.02	-0.02		2/2/2006 21:30	14.2	-0.01
2/2/2006 22:00	14.02	-0.02		2/2/2006 22:00	14.2	-0.01
2/2/2006 22:30	14.02	-0.02		2/2/2006 22:30	14.2	-0.01
2/2/2006 23:00	14.02	-0.02		2/2/2006 23:00	14.2	-0.01
2/2/2006 23:30	14.02	-0.01		2/2/2006 23:30	14.2	-0.01
2/3/2006 0:00	14.02	-0.01		2/3/2006 0:00	14.2	-0.01
2/3/2006 0:30	14.02	-0.01		2/3/2006 0:30	14.2	-0.01
2/3/2006 1:00	14.02	0		2/3/2006 1:00	14.2	-0.01
2/3/2006 1:30	14.02	0		2/3/2006 1:30	14.2	-0.01
2/3/2006 2:00	14.02	0.01		2/3/2006 2:00	14.2	-0.01
2/3/2006 2:30	14.02	0		2/3/2006 2:30	14.2	-0.01
2/3/2006 3:00	14.02	0		2/3/2006 3:00	14.23	-0.01
2/3/2006 3:30	14.02	0		2/3/2006 3:30	14.23	-0.01
2/3/2006 4:00	14.04	0		2/3/2006 4:00	14.23	-0.01
2/3/2006 4:30	14.04	0		2/3/2006 4:30	14.23	-0.01
2/3/2006 5:00	14.04	0		2/3/2006 5:00	14.23	-0.01
2/3/2006 5:30	14.04	0		2/3/2006 5:30	14.23	-0.01
2/3/2006 6:00	14.04	0		2/3/2006 6:00	14.23	-0.01
2/3/2006 6:30	14.07	-0.01		2/3/2006 6:30	14.26	-0.01
2/3/2006 7:00	14.07	-0.01		2/3/2006 7:00	14.23	-0.01
2/3/2006 7:30	14.07	-0.01		2/3/2006 7:30	14.26	-0.01
2/3/2006 8:00	14.07	-0.01		2/3/2006 8:00	14.23	-0.01
2/3/2006 8:30	14.07	-0.01		2/3/2006 8:30	14.26	-0.01
2/3/2006 9:00	14.07	-0.02		2/3/2006 9:00	14.26	-0.01
2/3/2006 9:30	14.07	-0.01		2/3/2006 9:30	14.26	-0.01
2/3/2006 10:00	14.1	-0.01		2/3/2006 10:00	14.26	-0.01
2/3/2006 10:30	14.1	-0.01		2/3/2006 10:30	14.26	-0.01
2/3/2006 11:00	14.1	-0.01		2/3/2006 11:00	14.26	-0.01
2/3/2006 11:30	14.1	-0.01		2/3/2006 11:30	14.26	-0.01
2/3/2006 12:00	14.12	-0.01		2/3/2006 12:00	14.26	-0.01
2/3/2006 12:30	14.12	-0.01		2/3/2006 12:30	14.26	-0.01
2/3/2006 13:00	14.12	-0.01		2/3/2006 13:00	14.26	-0.01
2/3/2006 13:30	14.12	-0.01		2/3/2006 13:30	14.26	-0.01
2/3/2006 14:00	14.12	-0.01		2/3/2006 14:00	14.26	-0.01
2/3/2006 14:30	14.12	-0.01		2/3/2006 14:30	14.26	-0.01
2/3/2006 15:00	14.12	-0.01		2/3/2006 15:00	14.28	-0.01
2/3/2006 15:30	14.12	-0.01		2/3/2006 15:30	14.26	-0.01
2/3/2006 16:00	14.12	-0.01		2/3/2006 16:00	14.26	-0.01
2/3/2006 16:30	14.12	-0.01		2/3/2006 16:30	14.28	-0.01
2/3/2006 17:00	14.12	-0.01		2/3/2006 17:00	14.26	-0.01
2/3/2006 17:30	14.12	-0.01		2/3/2006 17:30	14.26	-0.01
2/3/2006 18:00	14.12	-0.01		2/3/2006 18:00	14.28	-0.01
2/3/2006 18:30	14.12	-0.01		2/3/2006 18:30	14.28	-0.01
2/3/2006 19:00	14.12	-0.02		2/3/2006 19:00	14.28	-0.01
2/3/2006 19:30	14.12	-0.02		2/3/2006 19:30	14.28	-0.01

2/3/2006 20:00	14.12	-0.02		2/3/2006 20:00	14.26	-0.01
2/3/2006 20:30	14.12	-0.02		2/3/2006 20:30	14.28	-0.01
2/3/2006 21:00	14.12	-0.02		2/3/2006 21:00	14.28	-0.01
2/3/2006 21:30	14.12	-0.02		2/3/2006 21:30	14.28	-0.01
2/3/2006 22:00	14.1	-0.02		2/3/2006 22:00	14.28	-0.01
2/3/2006 22:30	14.12	-0.01		2/3/2006 22:30	14.28	-0.01
2/3/2006 23:00	14.1	-0.01		2/3/2006 23:00	14.28	-0.01
2/3/2006 23:30	14.1	-0.01		2/3/2006 23:30	14.28	-0.01
2/4/2006 0:00	14.1	-0.01		2/4/2006 0:00	14.26	-0.01
2/4/2006 0:30	14.1	0		2/4/2006 0:30	14.28	-0.01
2/4/2006 1:00	14.1	0		2/4/2006 1:00	14.26	-0.01
2/4/2006 1:30	14.1	0.01		2/4/2006 1:30	14.28	-0.01
2/4/2006 2:00	14.1	0.01		2/4/2006 2:00	14.26	-0.01
2/4/2006 2:30	14.1	0.01		2/4/2006 2:30	14.28	-0.01
2/4/2006 3:00	14.1	0.01		2/4/2006 3:00	14.28	-0.01
2/4/2006 3:30	14.12	0.01		2/4/2006 3:30	14.31	-0.01
2/4/2006 4:00	14.12	0.01		2/4/2006 4:00	14.31	-0.01
2/4/2006 4:30	14.12	0.01		2/4/2006 4:30	14.31	-0.01
2/4/2006 5:00	14.12	0.01		2/4/2006 5:00	14.31	-0.01
2/4/2006 5:30	14.12	0		2/4/2006 5:30	14.31	-0.01
2/4/2006 6:00	14.12	0.01		2/4/2006 6:00	14.31	-0.01
2/4/2006 6:30	14.12	0		2/4/2006 6:30	14.31	-0.01
2/4/2006 7:00	14.12	0		2/4/2006 7:00	14.34	-0.01
2/4/2006 7:30	14.12	0		2/4/2006 7:30	14.34	-0.01
2/4/2006 8:00	14.12	0		2/4/2006 8:00	14.34	-0.01
2/4/2006 8:30	14.12	0		2/4/2006 8:30	14.34	-0.01
2/4/2006 9:00	14.15	-0.01		2/4/2006 9:00	14.34	-0.01
2/4/2006 9:30	14.15	-0.01		2/4/2006 9:30	14.34	-0.01
2/4/2006 10:00	14.15	-0.01		2/4/2006 10:00	14.34	-0.01
2/4/2006 10:30	14.15	-0.01		2/4/2006 10:30	14.34	-0.01
2/4/2006 11:00	14.15	-0.01		2/4/2006 11:00	14.34	-0.01
2/4/2006 11:30	14.15	-0.02		2/4/2006 11:30	14.34	-0.01
2/4/2006 12:00	14.15	-0.02		2/4/2006 12:00	14.34	-0.01
2/4/2006 12:30	14.15	-0.02		2/4/2006 12:30	14.34	-0.01
2/4/2006 13:00	14.15	-0.01		2/4/2006 13:00	14.34	-0.01
2/4/2006 13:30	14.15	-0.01		2/4/2006 13:30	14.34	-0.01
2/4/2006 14:00	14.15	-0.01		2/4/2006 14:00	14.34	-0.01
2/4/2006 14:30	14.15	-0.01		2/4/2006 14:30	14.34	-0.01
2/4/2006 15:00	14.15	-0.01		2/4/2006 15:00	14.34	-0.01
2/4/2006 15:30	14.15	-0.01		2/4/2006 15:30	14.34	-0.01
2/4/2006 16:00	14.15	-0.01		2/4/2006 16:00	14.34	-0.01
2/4/2006 16:30	14.15	-0.01		2/4/2006 16:30	14.34	-0.01
2/4/2006 17:00	14.15	-0.01		2/4/2006 17:00	14.34	-0.01
2/4/2006 17:30	14.15	-0.01		2/4/2006 17:30	14.34	-0.01
2/4/2006 18:00	14.15	-0.01		2/4/2006 18:00	14.34	-0.01
2/4/2006 18:30	14.15	-0.02		2/4/2006 18:30	14.34	-0.01
2/4/2006 19:00	14.15	-0.02		2/4/2006 19:00	14.34	-0.01
2/4/2006 19:30	14.15	-0.02		2/4/2006 19:30	14.34	-0.01
2/4/2006 20:00	14.15	-0.02		2/4/2006 20:00	14.34	-0.01
2/4/2006 20:30	14.15	-0.03		2/4/2006 20:30	14.34	-0.01
2/4/2006 21:00	14.15	-0.03		2/4/2006 21:00	14.34	-0.01
2/4/2006 21:30	14.15	-0.02		2/4/2006 21:30	14.34	-0.01
2/4/2006 22:00	14.12	-0.02		2/4/2006 22:00	14.34	-0.01
2/4/2006 22:30	14.12	-0.03		2/4/2006 22:30	14.34	-0.01
2/4/2006 23:00	14.12	-0.02		2/4/2006 23:00	14.34	-0.01

2/4/2006 23:30	14.12	-0.02		2/4/2006 23:30	14.34	-0.01
2/5/2006 0:00	14.12	-0.01		2/5/2006 0:00	14.34	-0.01
2/5/2006 0:30	14.12	-0.01		2/5/2006 0:30	14.34	-0.01
2/5/2006 1:00	14.12	-0.01		2/5/2006 1:00	14.34	-0.01
2/5/2006 1:30	14.12	-0.01		2/5/2006 1:30	14.34	-0.01
2/5/2006 2:00	14.12	0		2/5/2006 2:00	14.34	-0.01
2/5/2006 2:30	14.12	0		2/5/2006 2:30	14.34	-0.01
2/5/2006 3:00	14.12	0		2/5/2006 3:00	14.34	-0.01
2/5/2006 3:30	14.12	0		2/5/2006 3:30	14.34	-0.01
2/5/2006 4:00	14.12	0		2/5/2006 4:00	14.34	-0.01
2/5/2006 4:30	14.15	0		2/5/2006 4:30	14.34	-0.01
2/5/2006 5:00	14.15	0		2/5/2006 5:00	14.34	-0.01
2/5/2006 5:30	14.15	0		2/5/2006 5:30	14.34	-0.01
2/5/2006 6:00	14.15	0		2/5/2006 6:00	14.36	-0.01
2/5/2006 6:30	14.15	0		2/5/2006 6:30	14.34	-0.01
2/5/2006 7:00	14.15	-0.01		2/5/2006 7:00	14.36	-0.01
2/5/2006 7:30	14.18	-0.01		2/5/2006 7:30	14.36	-0.01
2/5/2006 8:00	14.18	-0.01		2/5/2006 8:00	14.36	-0.01
2/5/2006 8:30	14.18	-0.01		2/5/2006 8:30	14.36	-0.01
2/5/2006 9:00	14.18	-0.01		2/5/2006 9:00	14.36	-0.01
2/5/2006 9:30	14.18	-0.01		2/5/2006 9:30	14.36	-0.01
2/5/2006 10:00	14.18	-0.01		2/5/2006 10:00	14.36	-0.01
2/5/2006 10:30	14.18	-0.01		2/5/2006 10:30	14.36	-0.01
2/5/2006 11:00	14.18	-0.01		2/5/2006 11:00	14.36	-0.01
2/5/2006 11:30	14.18	-0.01		2/5/2006 11:30	14.36	-0.01
2/5/2006 12:00	14.18	-0.01		2/5/2006 12:00	14.36	-0.01
2/5/2006 12:30	14.18	-0.01		2/5/2006 12:30	14.36	-0.01
2/5/2006 13:00	14.18	-0.01		2/5/2006 13:00	14.36	-0.01
2/5/2006 13:30	14.18	-0.01		2/5/2006 13:30	14.36	-0.01
2/5/2006 14:00	14.18	-0.01		2/5/2006 14:00	14.36	-0.01
2/5/2006 14:30	14.18	-0.01		2/5/2006 14:30	14.36	-0.01
2/5/2006 15:00	14.18	-0.01		2/5/2006 15:00	14.36	-0.01
2/5/2006 15:30	14.15	0		2/5/2006 15:30	14.36	-0.01
2/5/2006 16:00	14.15	0		2/5/2006 16:00	14.36	-0.01
2/5/2006 16:30	14.15	0		2/5/2006 16:30	14.36	-0.01
2/5/2006 17:00	14.15	0		2/5/2006 17:00	14.36	-0.01
2/5/2006 17:30	14.15	-0.01		2/5/2006 17:30	14.36	-0.01
2/5/2006 18:00	14.15	-0.01		2/5/2006 18:00	14.36	-0.01
2/5/2006 18:30	14.15	-0.01		2/5/2006 18:30	14.36	-0.01
2/5/2006 19:00	14.15	-0.01		2/5/2006 19:00	14.36	-0.01
2/5/2006 19:30	14.12	-0.01		2/5/2006 19:30	14.36	-0.01
2/5/2006 20:00	14.12	-0.02		2/5/2006 20:00	14.36	-0.01
2/5/2006 20:30	14.12	-0.02		2/5/2006 20:30	14.36	-0.01
2/5/2006 21:00	14.12	-0.02		2/5/2006 21:00	14.36	-0.01
2/5/2006 21:30	14.12	-0.02		2/5/2006 21:30	14.36	-0.01
2/5/2006 22:00	14.12	-0.02		2/5/2006 22:00	14.34	-0.01
2/5/2006 22:30	14.12	-0.01		2/5/2006 22:30	14.34	-0.01
2/5/2006 23:00	14.12	-0.01		2/5/2006 23:00	14.34	-0.01
2/5/2006 23:30	14.12	-0.01		2/5/2006 23:30	14.36	-0.01
2/6/2006 0:00	14.12	0		2/6/2006 0:00	14.36	-0.01
2/6/2006 0:30	14.12	0		2/6/2006 0:30	14.36	-0.01
2/6/2006 1:00	14.12	0		2/6/2006 1:00	14.36	-0.01
2/6/2006 1:30	14.12	0.01		2/6/2006 1:30	14.36	-0.01
2/6/2006 2:00	14.12	0.01		2/6/2006 2:00	14.39	-0.01
2/6/2006 2:30	14.12	0.01		2/6/2006 2:30	14.39	-0.01

2/6/2006 3:00	14.12	0.01		2/6/2006 3:00	14.39	-0.01
2/6/2006 3:30	14.12	0.01		2/6/2006 3:30	14.39	-0.01
2/6/2006 4:00	14.12	0.01		2/6/2006 4:00	14.39	-0.01
2/6/2006 4:30	14.12	0.01		2/6/2006 4:30	14.42	-0.01
2/6/2006 5:00	14.12	0		2/6/2006 5:00	14.42	-0.01
2/6/2006 5:30	14.12	0		2/6/2006 5:30	14.42	-0.01
2/6/2006 6:00	14.12	0		2/6/2006 6:00	14.42	-0.01
2/6/2006 6:30	14.12	-0.01		2/6/2006 6:30	14.42	-0.01
2/6/2006 7:00	14.15	-0.01		2/6/2006 7:00	14.42	-0.01
2/6/2006 7:30	14.15	-0.01		2/6/2006 7:30	14.42	-0.01
2/6/2006 8:00	14.15	-0.01		2/6/2006 8:00	14.42	-0.01
2/6/2006 8:30	14.15	-0.01		2/6/2006 8:30	14.42	-0.01
2/6/2006 9:00	14.15	-0.02		2/6/2006 9:00	14.42	-0.01
2/6/2006 9:30	14.15	-0.02		2/6/2006 9:30	14.42	-0.01
2/6/2006 10:00	14.18	-0.02		2/6/2006 10:00	14.42	-0.01
2/6/2006 10:30	14.18	-0.01		2/6/2006 10:30	14.42	-0.01
2/6/2006 11:00	14.18	-0.01		2/6/2006 11:00	14.42	-0.01
2/6/2006 11:30	14.18	-0.01		2/6/2006 11:30	14.42	-0.01
2/6/2006 12:00	14.18	-0.01		2/6/2006 12:00	14.42	-0.01
2/6/2006 12:30	14.15	-0.01		2/6/2006 12:30	14.42	-0.01
2/6/2006 13:00	14.15	-0.01		2/6/2006 13:00	14.42	-0.01
2/6/2006 13:30	14.15	-0.01		2/6/2006 13:30	14.42	-0.01
2/6/2006 14:00	14.15	-0.01		2/6/2006 14:00	14.42	-0.01
2/6/2006 14:30	14.15	-0.01		2/6/2006 14:30	14.42	-0.01
2/6/2006 15:00	14.15	-0.01		2/6/2006 15:00	14.42	-0.01
2/6/2006 15:30	14.15	-0.01		2/6/2006 15:30	14.42	-0.01
2/6/2006 16:00	14.15	-0.01		2/6/2006 16:00	14.42	-0.01
2/6/2006 16:30	14.12	-0.02		2/6/2006 16:30	14.39	-0.01
2/6/2006 17:00	14.12	-0.02		2/6/2006 17:00	14.42	-0.01
2/6/2006 17:30	14.12	-0.02		2/6/2006 17:30	14.42	-0.01
2/6/2006 18:00	14.12	-0.02		2/6/2006 18:00	14.42	-0.01
2/6/2006 18:30	14.12	-0.03		2/6/2006 18:30	14.39	-0.01
2/6/2006 19:00	14.12	-0.03		2/6/2006 19:00	14.39	-0.01
2/6/2006 19:30	14.12	-0.03		2/6/2006 19:30	14.39	-0.01
2/6/2006 20:00	14.12	-0.03		2/6/2006 20:00	14.39	-0.01
2/6/2006 20:30	14.12	-0.03		2/6/2006 20:30	14.39	-0.01
2/6/2006 21:00	14.12	-0.03		2/6/2006 21:00	14.39	-0.01
2/6/2006 21:30	14.12	-0.03		2/6/2006 21:30	14.39	-0.01
2/6/2006 22:00	14.12	-0.02		2/6/2006 22:00	14.39	-0.01
2/6/2006 22:30	14.12	-0.02		2/6/2006 22:30	14.39	-0.01
2/6/2006 23:00	14.12	-0.02		2/6/2006 23:00	14.39	-0.01
2/6/2006 23:30	14.12	-0.02		2/6/2006 23:30	14.39	-0.01
2/7/2006 0:00	14.12	-0.01		2/7/2006 0:00	14.39	-0.01
2/7/2006 0:30	14.12	-0.01		2/7/2006 0:30	14.39	-0.01
2/7/2006 1:00	14.1	0		2/7/2006 1:00	14.39	-0.01
2/7/2006 1:30	14.1	0		2/7/2006 1:30	14.39	-0.01
2/7/2006 2:00	14.12	0		2/7/2006 2:00	14.39	-0.01
2/7/2006 2:30	14.12	0		2/7/2006 2:30	14.39	-0.01
2/7/2006 3:00	14.1	0		2/7/2006 3:00	14.42	-0.01
2/7/2006 3:30	14.1	0		2/7/2006 3:30	14.42	-0.01
2/7/2006 4:00	14.12	0		2/7/2006 4:00	14.42	-0.01
2/7/2006 4:30	14.12	0		2/7/2006 4:30	14.42	-0.01
2/7/2006 5:00	14.12	0		2/7/2006 5:00	14.42	-0.01
2/7/2006 5:30	14.12	0		2/7/2006 5:30	14.42	-0.01
2/7/2006 6:00	14.12	-0.01		2/7/2006 6:00	14.42	-0.01

2/7/2006 6:30	14.12	-0.01		2/7/2006 6:30	14.42	-0.01
2/7/2006 7:00	14.12	-0.01		2/7/2006 7:00	14.42	-0.01
2/7/2006 7:30	14.12	-0.01		2/7/2006 7:30	14.42	-0.01
2/7/2006 8:00	14.12	-0.01		2/7/2006 8:00	14.44	-0.01
2/7/2006 8:30	14.12	-0.01		2/7/2006 8:30	14.44	-0.01
2/7/2006 9:00	14.15	-0.01		2/7/2006 9:00	14.44	-0.01
2/7/2006 9:30	14.15	-0.01		2/7/2006 9:30	14.44	-0.01
2/7/2006 10:00	14.15	-0.01		2/7/2006 10:00	14.44	-0.01
2/7/2006 10:30	14.15	-0.01		2/7/2006 10:30	14.44	-0.01
2/7/2006 11:00	14.15	-0.01		2/7/2006 11:00	14.44	-0.01
2/7/2006 11:30	14.15	-0.01		2/7/2006 11:30	14.44	-0.01
2/7/2006 12:00	14.15	-0.01		2/7/2006 12:00	14.44	-0.01
2/7/2006 12:30	14.15	-0.01		2/7/2006 12:30	14.44	-0.01
2/7/2006 13:00	14.15	-0.01		2/7/2006 13:00	14.44	-0.01
2/7/2006 13:30	14.15	-0.01		2/7/2006 13:30	14.44	-0.01
2/7/2006 14:00	14.15	-0.01		2/7/2006 14:00	14.44	-0.01
2/7/2006 14:30	14.15	-0.01		2/7/2006 14:30	14.44	-0.01
2/7/2006 15:00	14.15	-0.01		2/7/2006 15:00	14.44	-0.01
2/7/2006 15:30	14.15	-0.01		2/7/2006 15:30	14.44	-0.01
2/7/2006 16:00	14.15	0		2/7/2006 16:00	14.44	-0.01
2/7/2006 16:30	14.15	0		2/7/2006 16:30	14.44	-0.01
2/7/2006 17:00	14.15	0		2/7/2006 17:00	14.44	-0.01
2/7/2006 17:30	14.12	0		2/7/2006 17:30	14.44	-0.01
2/7/2006 18:00	14.12	-0.01		2/7/2006 18:00	14.42	-0.01
2/7/2006 18:30	14.12	-0.01		2/7/2006 18:30	14.44	-0.01
2/7/2006 19:00	14.12	-0.01		2/7/2006 19:00	14.42	-0.01
2/7/2006 19:30	14.12	-0.01		2/7/2006 19:30	14.44	-0.01
2/7/2006 20:00	14.12	-0.02		2/7/2006 20:00	14.42	-0.01
2/7/2006 20:30	14.12	-0.02		2/7/2006 20:30	14.42	-0.01
2/7/2006 21:00	14.12	-0.02		2/7/2006 21:00	14.42	-0.01
2/7/2006 21:30	14.12	-0.02		2/7/2006 21:30	14.42	-0.01
2/7/2006 18:30	14.12	0		2/7/2006 18:30	14.47	0.01
2/7/2006 19:00	14.12	0		2/7/2006 19:00	14.47	0.01
2/7/2006 19:30	14.12	0		2/7/2006 19:30	14.47	0.01
2/7/2006 20:00	14.12	0		2/7/2006 20:00	14.47	0.01
2/7/2006 20:30	14.12	0		2/7/2006 20:30	14.47	0.01
2/7/2006 21:00	14.15	0		2/7/2006 21:00	14.47	0
2/7/2006 21:30	14.15	0		2/7/2006 21:30	14.47	0
2/7/2006 22:00	14.15	-0.01		2/7/2006 22:00	14.5	0
2/7/2006 22:30	14.18	-0.01		2/7/2006 22:30	14.5	0
2/7/2006 23:00	14.18	-0.01		2/7/2006 23:00	14.5	-0.01
2/7/2006 23:30	14.18	-0.01		2/7/2006 23:30	14.5	-0.01
2/8/2006 0:00	14.18	-0.01		2/8/2006 0:00	14.5	-0.01
2/8/2006 0:30	14.18	-0.02		2/8/2006 0:30	14.5	-0.01
2/8/2006 1:00	14.18	-0.02		2/8/2006 1:00	14.5	-0.01
2/8/2006 1:30	14.18	-0.01		2/8/2006 1:30	14.5	-0.01
2/8/2006 2:00	14.18	-0.01		2/8/2006 2:00	14.5	-0.01
2/8/2006 2:30	14.18	-0.01		2/8/2006 2:30	14.5	-0.01
2/8/2006 3:00	14.18	-0.01		2/8/2006 3:00	14.5	-0.01
2/8/2006 3:30	14.18	-0.01		2/8/2006 3:30	14.5	-0.01
2/8/2006 4:00	14.18	-0.01		2/8/2006 4:00	14.5	-0.01
2/8/2006 4:30	14.18	-0.01		2/8/2006 4:30	14.5	-0.01
2/8/2006 5:00	14.18	-0.01		2/8/2006 5:00	14.5	0
2/8/2006 5:30	14.18	-0.01		2/8/2006 5:30	14.5	-0.01
2/8/2006 6:00	14.18	-0.01		2/8/2006 6:00	14.5	-0.01

2/8/2006 6:30	14.18	-0.01		2/8/2006 6:30	14.5	0
2/8/2006 7:00	14.18	-0.01		2/8/2006 7:00	14.5	0
2/8/2006 7:30	14.18	-0.01		2/8/2006 7:30	14.47	0
2/8/2006 8:00	14.18	-0.01		2/8/2006 8:00	14.5	-0.01
2/8/2006 8:30	14.18	-0.01		2/8/2006 8:30	14.5	-0.01
2/8/2006 9:00	14.18	-0.01		2/8/2006 9:00	14.5	-0.01
2/8/2006 9:30	14.18	-0.01		2/8/2006 9:30	14.5	-0.01
2/8/2006 10:00	14.18	-0.01		2/8/2006 10:00	14.5	-0.01
2/8/2006 10:30	14.15	-0.01		2/8/2006 10:30	14.47	-0.01
2/8/2006 11:00	14.15	-0.02		2/8/2006 11:00	14.47	-0.01
2/8/2006 11:30	14.15	-0.02		2/8/2006 11:30	14.47	-0.02
2/8/2006 12:00	14.15	-0.01		2/8/2006 12:00	14.47	-0.01
2/8/2006 12:30	14.12	-0.02		2/8/2006 12:30	14.47	-0.02
2/8/2006 13:00	14.12	-0.02		2/8/2006 13:00	14.47	-0.02
2/8/2006 13:30	14.12	-0.02		2/8/2006 13:30	14.47	-0.01
2/8/2006 14:00	14.12	-0.01		2/8/2006 14:00	14.47	-0.01
2/8/2006 14:30	14.12	-0.01		2/8/2006 14:30	14.47	0
2/8/2006 15:00	14.12	0		2/8/2006 15:00	14.47	0
2/8/2006 15:30	14.12	0		2/8/2006 15:30	14.47	0.01
2/8/2006 16:00	14.12	0		2/8/2006 16:00	14.47	0.01
2/8/2006 16:30	14.12	0.01		2/8/2006 16:30	14.47	0.02
2/8/2006 17:00	14.12	0.01		2/8/2006 17:00	14.5	0.02
2/8/2006 17:30	14.12	0.01		2/8/2006 17:30	14.5	0.02
2/8/2006 18:00	14.12	0.01		2/8/2006 18:00	14.5	0.02
2/8/2006 18:30	14.12	0.01		2/8/2006 18:30	14.5	0.01
2/8/2006 19:00	14.15	0.01		2/8/2006 19:00	14.5	0.01
2/8/2006 19:30	14.15	0.01		2/8/2006 19:30	14.5	0.01
2/8/2006 20:00	14.15	0.01		2/8/2006 20:00	14.52	0.01
2/8/2006 20:30	14.18	0.01		2/8/2006 20:30	14.52	0.01
2/8/2006 21:00	14.18	0		2/8/2006 21:00	14.5	0
2/8/2006 21:30	14.18	0		2/8/2006 21:30	14.52	0
2/8/2006 22:00	14.18	0		2/8/2006 22:00	14.52	0
2/8/2006 22:30	14.18	0		2/8/2006 22:30	14.52	0
2/8/2006 23:00	14.18	-0.01		2/8/2006 23:00	14.52	0
2/8/2006 23:30	14.2	-0.01		2/8/2006 23:30	14.52	0
2/9/2006 0:00	14.2	-0.01		2/9/2006 0:00	14.52	-0.01
2/9/2006 0:30	14.23	-0.01		2/9/2006 0:30	14.52	-0.01
2/9/2006 1:00	14.23	-0.01		2/9/2006 1:00	14.52	-0.01
2/9/2006 1:30	14.23	-0.01		2/9/2006 1:30	14.52	-0.01
2/9/2006 2:00	14.23	-0.01		2/9/2006 2:00	14.52	-0.01
2/9/2006 2:30	14.23	-0.01		2/9/2006 2:30	14.52	-0.01
2/9/2006 3:00	14.23	-0.01		2/9/2006 3:00	14.52	-0.01
2/9/2006 3:30	14.23	-0.01		2/9/2006 3:30	14.52	-0.01
2/9/2006 4:00	14.23	-0.01		2/9/2006 4:00	14.52	-0.01
2/9/2006 4:30	14.23	-0.01		2/9/2006 4:30	14.52	0
2/9/2006 5:00	14.23	-0.01		2/9/2006 5:00	14.52	0
2/9/2006 5:30	14.23	-0.01		2/9/2006 5:30	14.52	0
2/9/2006 6:00	14.23	0		2/9/2006 6:00	14.52	0
2/9/2006 6:30	14.23	0		2/9/2006 6:30	14.52	0
2/9/2006 7:00	14.23	0		2/9/2006 7:00	14.52	0
2/9/2006 7:30	14.23	0		2/9/2006 7:30	14.52	0
2/9/2006 8:00	14.23	0		2/9/2006 8:00	14.52	0
2/9/2006 8:30	14.2	0		2/9/2006 8:30	14.52	0
2/9/2006 9:00	14.2	-0.01		2/9/2006 9:00	14.52	0
2/9/2006 9:30	14.2	-0.01		2/9/2006 9:30	14.52	-0.01

2/9/2006 10:00	14.2	-0.01		2/9/2006 10:00	14.52	-0.01
2/9/2006 10:30	14.18	-0.01		2/9/2006 10:30	14.52	-0.01
2/9/2006 11:00	14.18	-0.02		2/9/2006 11:00	14.52	-0.01
2/9/2006 11:30	14.18	-0.01		2/9/2006 11:30	14.52	-0.01
2/9/2006 12:00	14.18	-0.02		2/9/2006 12:00	14.52	-0.01
2/9/2006 12:30	14.18	-0.02		2/9/2006 12:30	14.52	-0.02
2/9/2006 13:00	14.18	-0.02		2/9/2006 13:00	14.52	-0.02
2/9/2006 13:30	14.18	-0.02		2/9/2006 13:30	14.52	-0.01
2/9/2006 14:00	14.18	-0.02		2/9/2006 14:00	14.52	-0.01
2/9/2006 14:30	14.18	-0.01		2/9/2006 14:30	14.52	-0.01
2/9/2006 15:00	14.18	-0.01		2/9/2006 15:00	14.52	0
2/9/2006 15:30	14.18	-0.01		2/9/2006 15:30	14.52	0
2/9/2006 16:00	14.18	0		2/9/2006 16:00	14.52	0.01
2/9/2006 16:30	14.18	0		2/9/2006 16:30	14.52	0.01
2/9/2006 17:00	14.18	0.01		2/9/2006 17:00	14.52	0.01
2/9/2006 17:30	14.18	0.01		2/9/2006 17:30	14.55	0.01
2/9/2006 18:00	14.18	0.01		2/9/2006 18:00	14.55	0.01
2/9/2006 18:30	14.18	0		2/9/2006 18:30	14.55	0.01
2/9/2006 19:00	14.18	0		2/9/2006 19:00	14.55	0.01
2/9/2006 19:30	14.18	0		2/9/2006 19:30	14.55	0.01
2/9/2006 20:00	14.18	0		2/9/2006 20:00	14.55	0
2/9/2006 20:30	14.2	0		2/9/2006 20:30	14.58	0
2/9/2006 21:00	14.2	-0.01		2/9/2006 21:00	14.58	0
2/9/2006 21:30	14.23	-0.01		2/9/2006 21:30	14.58	0
2/9/2006 22:00	14.23	-0.01		2/9/2006 22:00	14.58	-0.01
2/9/2006 22:30	14.23	-0.01		2/9/2006 22:30	14.58	-0.01
2/9/2006 23:00	14.23	-0.01		2/9/2006 23:00	14.58	-0.01
2/9/2006 23:30	14.23	-0.01		2/9/2006 23:30	14.58	-0.01
2/10/2006 0:00	14.23	-0.02		2/10/2006 0:00	14.58	-0.01
2/10/2006 0:30	14.23	-0.02		2/10/2006 0:30	14.58	-0.01
2/10/2006 1:00	14.23	-0.02		2/10/2006 1:00	14.58	-0.01
2/10/2006 1:30	14.23	-0.02		2/10/2006 1:30	14.58	-0.01
2/10/2006 2:00	14.23	-0.01		2/10/2006 2:00	14.58	-0.01
2/10/2006 2:30	14.26	-0.02		2/10/2006 2:30	14.58	-0.01
2/10/2006 3:00	14.26	-0.02		2/10/2006 3:00	14.58	-0.02
2/10/2006 3:30	14.26	-0.02		2/10/2006 3:30	14.58	-0.02
2/10/2006 4:00	14.23	-0.02		2/10/2006 4:00	14.58	-0.02
2/10/2006 4:30	14.23	-0.02		2/10/2006 4:30	14.58	-0.02
2/10/2006 5:00	14.23	-0.02		2/10/2006 5:00	14.58	-0.02
2/10/2006 5:30	14.23	-0.02		2/10/2006 5:30	14.6	-0.02
2/10/2006 6:00	14.23	-0.02		2/10/2006 6:00	14.58	-0.01
2/10/2006 6:30	14.23	-0.02		2/10/2006 6:30	14.58	-0.01
2/10/2006 7:00	14.23	-0.02		2/10/2006 7:00	14.58	-0.01
2/10/2006 7:30	14.23	-0.02		2/10/2006 7:30	14.58	-0.01
2/10/2006 8:00	14.23	-0.02		2/10/2006 8:00	14.58	-0.01
2/10/2006 8:30	14.23	-0.02		2/10/2006 8:30	14.58	-0.02
2/10/2006 9:00	14.23	-0.02		2/10/2006 9:00	14.58	-0.02
2/10/2006 9:30	14.23	-0.02		2/10/2006 9:30	14.58	-0.02
2/10/2006 10:00	14.23	-0.03		2/10/2006 10:00	14.58	-0.02
2/10/2006 10:30	14.23	-0.03		2/10/2006 10:30	14.58	-0.02
2/10/2006 11:00	14.23	-0.03		2/10/2006 11:00	14.58	-0.02
2/10/2006 11:30	14.23	-0.03		2/10/2006 11:30	14.58	-0.03
2/10/2006 16:59	14.2	0		2/10/2006 16:59	14.6	0
2/10/2006 17:29	14.23	0		2/10/2006 17:29	14.6	0
2/10/2006 17:59	14.23	0		2/10/2006 17:59	14.6	0

2/10/2006 18:29	14.23	0		2/10/2006 18:29	14.63	0
2/10/2006 18:59	14.23	0		2/10/2006 18:59	14.63	0
2/10/2006 19:29	14.23	0		2/10/2006 19:29	14.63	0
2/10/2006 19:59	14.23	0		2/10/2006 19:59	14.63	0
2/10/2006 20:29	14.23	-0.01		2/10/2006 20:29	14.63	0
2/10/2006 20:59	14.23	-0.01		2/10/2006 20:59	14.63	-0.01
2/10/2006 21:29	14.23	-0.01		2/10/2006 21:29	14.63	-0.01
2/10/2006 21:59	14.26	-0.01		2/10/2006 21:59	14.63	-0.01
2/10/2006 22:29	14.26	-0.01		2/10/2006 22:29	14.63	-0.01
2/10/2006 22:59	14.26	-0.02		2/10/2006 22:59	14.63	-0.01
2/10/2006 23:29	14.26	-0.02		2/10/2006 23:29	14.63	-0.02
2/10/2006 23:59	14.28	-0.02		2/10/2006 23:59	14.66	-0.02
2/11/2006 0:29	14.28	-0.02		2/11/2006 0:29	14.66	-0.02
2/11/2006 0:59	14.28	-0.02		2/11/2006 0:59	14.66	-0.02
2/11/2006 1:29	14.28	-0.02		2/11/2006 1:29	14.66	-0.02
2/11/2006 1:59	14.28	-0.02		2/11/2006 1:59	14.66	-0.02
2/11/2006 2:29	14.28	-0.02		2/11/2006 2:29	14.66	-0.02
2/11/2006 2:59	14.28	-0.02		2/11/2006 2:59	14.66	-0.02
2/11/2006 3:29	14.28	-0.02		2/11/2006 3:29	14.66	-0.02
2/11/2006 3:59	14.28	-0.02		2/11/2006 3:59	14.66	-0.02
2/11/2006 4:29	14.28	-0.02		2/11/2006 4:29	14.66	-0.02
2/11/2006 4:59	14.28	-0.02		2/11/2006 4:59	14.66	-0.01
2/11/2006 5:29	14.28	-0.02		2/11/2006 5:29	14.66	-0.02
2/11/2006 5:59	14.28	-0.02		2/11/2006 5:59	14.66	-0.02
2/11/2006 6:29	14.28	-0.01		2/11/2006 6:29	14.66	-0.01
2/11/2006 6:59	14.28	-0.01		2/11/2006 6:59	14.66	-0.01
2/11/2006 7:29	14.28	-0.02		2/11/2006 7:29	14.66	-0.01
2/11/2006 7:59	14.28	-0.02		2/11/2006 7:59	14.66	-0.02
2/11/2006 8:29	14.28	-0.02		2/11/2006 8:29	14.66	-0.02
2/11/2006 8:59	14.28	-0.02		2/11/2006 8:59	14.66	-0.02
2/11/2006 9:29	14.26	-0.02		2/11/2006 9:29	14.63	-0.02
2/11/2006 9:59	14.26	-0.03		2/11/2006 9:59	14.66	-0.02
2/11/2006 10:29	14.26	-0.03		2/11/2006 10:29	14.63	-0.02
2/11/2006 10:59	14.26	-0.03		2/11/2006 10:59	14.63	-0.02
2/11/2006 11:29	14.26	-0.03		2/11/2006 11:29	14.63	-0.02
2/11/2006 11:59	14.26	-0.03		2/11/2006 11:59	14.63	-0.03
2/11/2006 12:29	14.26	-0.03		2/11/2006 12:29	14.63	-0.02
2/11/2006 12:59	14.26	-0.02		2/11/2006 12:59	14.63	-0.02
2/11/2006 13:29	14.26	-0.02		2/11/2006 13:29	14.66	-0.02
2/11/2006 13:59	14.26	-0.02		2/11/2006 13:59	14.63	-0.01
2/11/2006 14:29	14.23	-0.02		2/11/2006 14:29	14.66	-0.01
2/11/2006 14:59	14.23	-0.02		2/11/2006 14:59	14.66	-0.01
2/11/2006 15:29	14.23	-0.01		2/11/2006 15:29	14.66	0
2/11/2006 15:59	14.23	-0.01		2/11/2006 15:59	14.66	0
2/11/2006 16:29	14.23	0		2/11/2006 16:29	14.66	0
2/11/2006 16:59	14.23	0		2/11/2006 16:59	14.66	0.01
2/11/2006 17:29	14.23	0		2/11/2006 17:29	14.68	0.01
2/11/2006 17:59	14.26	0		2/11/2006 17:59	14.66	0.01
2/11/2006 18:29	14.26	0		2/11/2006 18:29	14.68	0
2/11/2006 18:59	14.26	0		2/11/2006 18:59	14.68	0.01
2/11/2006 19:29	14.26	0		2/11/2006 19:29	14.68	0
2/11/2006 19:59	14.26	0		2/11/2006 19:59	14.68	0
2/11/2006 20:29	14.28	0		2/11/2006 20:29	14.68	0
2/11/2006 20:59	14.28	0		2/11/2006 20:59	14.68	0
2/11/2006 21:29	14.28	0		2/11/2006 21:29	14.68	0

2/11/2006 21:59	14.28	0		2/11/2006 21:59	14.68	0
2/11/2006 22:29	14.28	-0.01		2/11/2006 22:29	14.71	-0.01
2/11/2006 22:59	14.31	-0.01		2/11/2006 22:59	14.71	-0.01
2/11/2006 23:29	14.31	-0.01		2/11/2006 23:29	14.71	-0.01
2/11/2006 23:59	14.34	-0.01		2/11/2006 23:59	14.71	-0.01
2/12/2006 0:29	14.34	-0.01		2/12/2006 0:29	14.71	-0.01
2/12/2006 0:59	14.34	-0.01		2/12/2006 0:59	14.71	-0.01
2/12/2006 1:29	14.34	-0.01		2/12/2006 1:29	14.71	-0.01
2/12/2006 1:59	14.34	-0.01		2/12/2006 1:59	14.71	-0.01
2/12/2006 2:29	14.34	-0.01		2/12/2006 2:29	14.71	-0.01
2/12/2006 2:59	14.34	-0.01		2/12/2006 2:59	14.74	-0.01
2/12/2006 3:29	14.34	-0.01		2/12/2006 3:29	14.74	-0.01
2/12/2006 3:59	14.34	-0.01		2/12/2006 3:59	14.71	-0.01
2/12/2006 4:29	14.34	-0.01		2/12/2006 4:29	14.71	-0.01
2/12/2006 4:59	14.34	-0.01		2/12/2006 4:59	14.71	-0.01
2/12/2006 5:29	14.34	-0.01		2/12/2006 5:29	14.71	0
2/12/2006 5:59	14.34	-0.01		2/12/2006 5:59	14.71	-0.01
2/12/2006 6:29	14.34	-0.01		2/12/2006 6:29	14.71	0
2/12/2006 6:59	14.34	-0.01		2/12/2006 6:59	14.71	0
2/12/2006 7:29	14.34	-0.01		2/12/2006 7:29	14.71	0
2/12/2006 7:59	14.34	-0.01		2/12/2006 7:59	14.71	0
2/12/2006 8:29	14.34	-0.01		2/12/2006 8:29	14.71	-0.01
2/12/2006 8:59	14.34	-0.01		2/12/2006 8:59	14.71	-0.01
2/12/2006 9:29	14.34	-0.01		2/12/2006 9:29	14.71	-0.01
2/12/2006 9:59	14.34	-0.01		2/12/2006 9:59	14.71	-0.01
2/12/2006 10:29	14.31	-0.02		2/12/2006 10:29	14.71	-0.01
2/12/2006 10:59	14.31	-0.02		2/12/2006 10:59	14.71	-0.01
2/12/2006 11:29	14.31	-0.02		2/12/2006 11:29	14.71	-0.01
2/12/2006 11:59	14.31	-0.02		2/12/2006 11:59	14.71	-0.01
2/12/2006 12:29	14.31	-0.02		2/12/2006 12:29	14.71	-0.01
2/12/2006 12:59	14.28	-0.02		2/12/2006 12:59	14.71	-0.01
2/12/2006 13:29	14.28	-0.02		2/12/2006 13:29	14.71	-0.01
2/12/2006 13:59	14.28	-0.01		2/12/2006 13:59	14.71	-0.01
2/12/2006 14:29	14.28	-0.01		2/12/2006 14:29	14.71	-0.01
2/12/2006 14:59	14.28	-0.01		2/12/2006 14:59	14.71	0
2/12/2006 15:29	14.28	0		2/12/2006 15:29	14.71	0
2/12/2006 15:59	14.28	0		2/12/2006 15:59	14.71	0.01
2/12/2006 16:29	14.28	0.01		2/12/2006 16:29	14.74	0.01
2/12/2006 16:59	14.28	0.01		2/12/2006 16:59	14.74	0.02
2/12/2006 17:29	14.28	0.01		2/12/2006 17:29	14.74	0.02
2/12/2006 17:59	14.28	0.02		2/12/2006 17:59	14.74	0.02
2/12/2006 18:29	14.28	0.02		2/12/2006 18:29	14.77	0.02
2/12/2006 18:59	14.28	0.02		2/12/2006 18:59	14.74	0.02
2/12/2006 19:29	14.28	0.02		2/12/2006 19:29	14.77	0.02
2/12/2006 19:59	14.31	0.02		2/12/2006 19:59	14.77	0.02
2/12/2006 20:29	14.31	0.02		2/12/2006 20:29	14.77	0.01
2/12/2006 20:59	14.34	0.01		2/12/2006 20:59	14.77	0.01
2/12/2006 21:29	14.34	0.01		2/12/2006 21:29	14.77	0.01
2/12/2006 21:59	14.34	0.01		2/12/2006 21:59	14.77	0
2/12/2006 22:29	14.34	0		2/12/2006 22:29	14.77	0
2/12/2006 22:59	14.34	0		2/12/2006 22:59	14.77	0
2/12/2006 23:29	14.34	0		2/12/2006 23:29	14.77	0
2/12/2006 23:59	14.34	0		2/12/2006 23:59	14.77	-0.01
2/13/2006 0:29	14.34	-0.01		2/13/2006 0:29	14.77	-0.01
2/13/2006 0:59	14.34	-0.01		2/13/2006 0:59	14.77	-0.01

2/13/2006 1:29	14.34	-0.01		2/13/2006 1:29	14.77	-0.01
2/13/2006 1:59	14.34	-0.01		2/13/2006 1:59	14.77	-0.01
2/13/2006 2:29	14.34	-0.01		2/13/2006 2:29	14.77	-0.01
2/13/2006 2:59	14.34	-0.01		2/13/2006 2:59	14.77	-0.01
2/13/2006 3:29	14.34	-0.01		2/13/2006 3:29	14.77	-0.01
2/13/2006 3:59	14.34	-0.01		2/13/2006 3:59	14.77	0
2/13/2006 4:29	14.34	-0.01		2/13/2006 4:29	14.77	-0.01
2/13/2006 4:59	14.34	-0.01		2/13/2006 4:59	14.77	0
2/13/2006 5:29	14.34	-0.01		2/13/2006 5:29	14.77	0
2/13/2006 5:59	14.34	0		2/13/2006 5:59	14.77	0
2/13/2006 6:29	14.34	0		2/13/2006 6:29	14.77	0
2/13/2006 6:59	14.34	0		2/13/2006 6:59	14.77	0
2/13/2006 7:29	14.34	0		2/13/2006 7:29	14.77	0
2/13/2006 7:59	14.34	0		2/13/2006 7:59	14.77	0
2/13/2006 8:29	14.34	0		2/13/2006 8:29	14.77	0
2/13/2006 8:59	14.34	0		2/13/2006 8:59	14.77	0
2/13/2006 9:29	14.34	0		2/13/2006 9:29	14.77	0
2/13/2006 9:59	14.34	-0.01		2/13/2006 9:59	14.77	0
2/13/2006 10:29	14.34	-0.01		2/13/2006 10:29	14.77	-0.01
2/13/2006 10:59	14.34	-0.01		2/13/2006 10:59	14.77	-0.01
2/13/2006 11:29	14.34	-0.01		2/13/2006 11:29	14.77	-0.01
2/13/2006 11:59	14.34	-0.01		2/13/2006 11:59	14.77	-0.01
2/13/2006 12:29	14.34	-0.01		2/13/2006 12:29	14.77	-0.01
2/13/2006 12:59	14.34	-0.01		2/13/2006 12:59	14.77	-0.01
2/13/2006 13:29	14.34	-0.01		2/13/2006 13:29	14.77	0
2/13/2006 13:59	14.34	-0.01		2/13/2006 13:59	14.77	0
2/13/2006 14:29	14.34	0		2/13/2006 14:29	14.77	0
2/13/2006 14:59	14.34	0		2/13/2006 14:59	14.77	0.01
2/13/2006 15:29	14.34	0.01		2/13/2006 15:29	14.77	0.01
2/13/2006 15:59	14.34	0.01		2/13/2006 15:59	14.77	0.01
2/13/2006 16:29	14.34	0.01		2/13/2006 16:29	14.77	0.02
2/13/2006 16:59	14.34	0.02		2/13/2006 16:59	14.77	0.02
2/13/2006 17:29	14.34	0.02		2/13/2006 17:29	14.77	0.02
2/13/2006 17:59	14.34	0.02		2/13/2006 17:59	14.79	0.02
2/13/2006 18:29	14.34	0.02		2/13/2006 18:29	14.79	0.02
2/13/2006 18:59	14.34	0.02		2/13/2006 18:59	14.79	0.02
2/13/2006 19:29	14.34	0.02		2/13/2006 19:29	14.79	0.02
2/13/2006 19:59	14.34	0.02		2/13/2006 19:59	14.79	0.01
2/13/2006 20:29	14.34	0.02		2/13/2006 20:29	14.79	0.01
2/13/2006 20:59	14.34	0.02		2/13/2006 20:59	14.79	0.01
2/13/2006 21:29	14.34	0.01		2/13/2006 21:29	14.79	0.01
2/13/2006 21:59	14.36	0.01		2/13/2006 21:59	14.79	0.01
2/13/2006 22:29	14.36	0.01		2/13/2006 22:29	14.79	0.01
2/13/2006 22:59	14.36	0.01		2/13/2006 22:59	14.82	0.01
2/13/2006 23:29	14.39	0.01		2/13/2006 23:29	14.82	0
2/13/2006 23:59	14.39	0.01		2/13/2006 23:59	14.79	0
2/14/2006 0:29	14.39	0.01		2/14/2006 0:29	14.79	0
2/14/2006 0:59	14.39	0		2/14/2006 0:59	14.79	0
2/14/2006 1:29	14.39	0.01		2/14/2006 1:29	14.82	0
2/14/2006 1:59	14.39	0.01		2/14/2006 1:59	14.82	0.01
2/14/2006 2:29	14.39	0.01		2/14/2006 2:29	14.82	0
2/14/2006 2:59	14.39	0.01		2/14/2006 2:59	14.82	0.01
2/14/2006 3:29	14.39	0.01		2/14/2006 3:29	14.82	0.01
2/14/2006 3:59	14.39	0.01		2/14/2006 3:59	14.82	0.01
2/14/2006 4:29	14.39	0.01		2/14/2006 4:29	14.82	0.01

2/14/2006 4:59	14.39	0.01		2/14/2006 4:59	14.82	0
2/14/2006 5:29	14.39	0		2/14/2006 5:29	14.82	0
2/14/2006 5:59	14.39	0.01		2/14/2006 5:59	14.82	0
2/14/2006 6:29	14.39	0.01		2/14/2006 6:29	14.79	0
2/14/2006 6:59	14.39	0.01		2/14/2006 6:59	14.79	0
2/14/2006 7:29	14.39	0.01		2/14/2006 7:29	14.82	0.01
2/14/2006 7:59	14.39	0.01		2/14/2006 7:59	14.82	0
2/14/2006 8:29	14.39	0		2/14/2006 8:29	14.79	0
2/14/2006 8:59	14.39	0		2/14/2006 8:59	14.79	0
2/14/2006 9:29	14.36	0		2/14/2006 9:29	14.79	0
2/14/2006 9:59	14.36	0		2/14/2006 9:59	14.79	0
2/14/2006 10:29	14.36	0		2/14/2006 10:29	14.79	0
2/14/2006 10:59	14.36	0		2/14/2006 10:59	14.79	0
2/14/2006 11:29	14.36	-0.01		2/14/2006 11:29	14.79	-0.01
2/14/2006 11:59	14.36	-0.01		2/14/2006 11:59	14.79	-0.01
2/14/2006 12:29	14.36	-0.01		2/14/2006 12:29	14.79	-0.01
2/14/2006 12:59	14.36	-0.01		2/14/2006 12:59	14.79	-0.01
2/14/2006 13:29	14.34	-0.01		2/14/2006 13:29	14.79	-0.01
2/14/2006 13:59	14.34	-0.01		2/14/2006 13:59	14.79	0
2/14/2006 14:29	14.34	-0.01		2/14/2006 14:29	14.79	0
2/14/2006 14:59	14.34	0		2/14/2006 14:59	14.82	0
2/14/2006 15:29	14.34	0		2/14/2006 15:29	14.82	0.01
2/14/2006 15:59	14.34	0.01		2/14/2006 15:59	14.82	0.01
2/14/2006 16:29	14.34	0.01		2/14/2006 16:29	14.82	0.02
2/14/2006 16:59	14.34	0.02		2/14/2006 16:59	14.85	0.02
2/14/2006 17:29	14.34	0.02		2/14/2006 17:29	14.85	0.02
2/14/2006 17:59	14.34	0.02		2/14/2006 17:59	14.85	0.02
2/14/2006 18:29	14.34	0.02		2/14/2006 18:29	14.85	0.02
2/14/2006 18:59	14.34	0.02		2/14/2006 18:59	14.85	0.02
2/14/2006 19:29	14.36	0.02		2/14/2006 19:29	14.85	0.02
2/14/2006 19:59	14.36	0.02		2/14/2006 19:59	14.85	0.02
2/14/2006 20:29	14.36	0.02		2/14/2006 20:29	14.87	0.02
2/14/2006 20:59	14.36	0.02		2/14/2006 20:59	14.85	0.01
2/14/2006 21:29	14.39	0.01		2/14/2006 21:29	14.87	0.01
2/14/2006 21:59	14.39	0.01		2/14/2006 21:59	14.87	0
2/14/2006 22:29	14.39	0		2/14/2006 22:29	14.87	0
2/14/2006 22:59	14.39	0		2/14/2006 22:59	14.87	-0.01
2/14/2006 23:29	14.39	-0.01		2/14/2006 23:29	14.87	-0.01
2/14/2006 23:59	14.39	-0.01		2/14/2006 23:59	14.87	-0.01
2/15/2006 0:29	14.39	-0.02		2/15/2006 0:29	14.87	-0.02
2/15/2006 0:59	14.39	-0.03		2/15/2006 0:59	14.87	-0.03
2/15/2006 1:29	14.39	-0.03		2/15/2006 1:29	14.87	-0.03
2/15/2006 1:59	14.39	-0.03		2/15/2006 1:59	14.87	-0.03
2/15/2006 2:29	14.39	-0.04		2/15/2006 2:29	14.87	-0.03
2/15/2006 2:59	14.39	-0.03		2/15/2006 2:59	14.87	-0.03
2/15/2006 3:29	14.39	-0.03		2/15/2006 3:29	14.87	-0.03
2/15/2006 3:59	14.39	-0.03		2/15/2006 3:59	14.87	-0.03
2/15/2006 4:29	14.39	-0.03		2/15/2006 4:29	14.87	-0.03
2/15/2006 4:59	14.39	-0.03		2/15/2006 4:59	14.87	-0.02
2/15/2006 5:29	14.39	-0.02		2/15/2006 5:29	14.87	-0.02
2/15/2006 5:59	14.39	-0.02		2/15/2006 5:59	14.87	-0.02
2/15/2006 6:29	14.39	-0.02		2/15/2006 6:29	14.85	-0.01
2/15/2006 6:59	14.39	-0.02		2/15/2006 6:59	14.87	-0.01
2/15/2006 7:29	14.39	-0.02		2/15/2006 7:29	14.85	-0.01
2/15/2006 7:59	14.39	-0.02		2/15/2006 7:59	14.85	-0.01

2/15/2006 8:29	14.39	-0.02		2/15/2006 8:29	14.85	-0.01
2/15/2006 8:59	14.39	-0.02		2/15/2006 8:59	14.85	-0.01
2/15/2006 9:29	14.39	-0.02		2/15/2006 9:29	14.85	-0.02
2/15/2006 9:59	14.36	-0.02		2/15/2006 9:59	14.85	-0.02
2/15/2006 10:29	14.36	-0.02		2/15/2006 10:29	14.85	-0.02
2/15/2006 10:59	14.36	-0.03		2/15/2006 10:59	14.85	-0.02
2/15/2006 11:29	14.36	-0.03		2/15/2006 11:29	14.85	-0.03
2/15/2006 11:59	14.36	-0.03		2/15/2006 11:59	14.85	-0.03
2/15/2006 12:29	14.34	-0.04		2/15/2006 12:29	14.85	-0.03
2/15/2006 12:59	14.34	-0.03		2/15/2006 12:59	14.85	-0.03
2/15/2006 13:29	14.34	-0.03		2/15/2006 13:29	14.85	-0.02
2/15/2006 13:59	14.34	-0.03		2/15/2006 13:59	14.85	-0.02
2/15/2006 14:29	14.34	-0.03		2/15/2006 14:29	14.85	-0.02
2/15/2006 14:59	14.34	-0.03		2/15/2006 14:59	14.85	-0.02
2/15/2006 15:29	14.34	-0.03		2/15/2006 15:29	14.85	-0.01
2/15/2006 15:59	14.34	-0.02		2/15/2006 15:59	14.87	-0.01
2/15/2006 16:29	14.34	-0.02		2/15/2006 16:29	14.87	-0.01
2/15/2006 16:59	14.34	-0.01		2/15/2006 16:59	14.87	0
2/15/2006 17:29	14.34	-0.01		2/15/2006 17:29	14.87	0
2/15/2006 17:59	14.34	-0.01		2/15/2006 17:59	14.87	0
2/15/2006 18:29	14.34	-0.01		2/15/2006 18:29	14.87	-0.01
2/15/2006 18:59	14.34	-0.02		2/15/2006 18:59	14.87	-0.01
2/15/2006 19:29	14.34	-0.01		2/15/2006 19:29	14.87	-0.01
2/15/2006 19:59	14.34	-0.01		2/15/2006 19:59	14.87	-0.01
2/15/2006 20:29	14.34	-0.01		2/15/2006 20:29	14.87	-0.01
2/15/2006 20:59	14.36	-0.02		2/15/2006 20:59	14.87	-0.01
2/15/2006 21:29	14.36	-0.02		2/15/2006 21:29	14.87	-0.01
2/15/2006 21:59	14.36	-0.02		2/15/2006 21:59	14.87	-0.02
2/15/2006 22:29	14.36	-0.02		2/15/2006 22:29	14.87	-0.02
2/15/2006 22:59	14.36	-0.02		2/15/2006 22:59	14.87	-0.02
2/15/2006 23:29	14.36	-0.02		2/15/2006 23:29	14.87	-0.02
2/15/2006 23:59	14.36	-0.02		2/15/2006 23:59	14.87	-0.02
2/16/2006 0:29	14.39	-0.02		2/16/2006 0:29	14.87	-0.02
2/16/2006 0:59	14.39	-0.02		2/16/2006 0:59	14.87	-0.02
2/16/2006 1:29	14.39	-0.02		2/16/2006 1:29	14.87	-0.02
2/16/2006 1:59	14.39	-0.02		2/16/2006 1:59	14.87	-0.02
2/16/2006 2:29	14.39	-0.02		2/16/2006 2:29	14.87	-0.02
2/16/2006 2:59	14.39	-0.02		2/16/2006 2:59	14.87	-0.01
2/16/2006 3:29	14.39	-0.02		2/16/2006 3:29	14.87	-0.01
2/16/2006 3:59	14.39	-0.01		2/16/2006 3:59	14.87	-0.01
2/16/2006 4:29	14.36	-0.01		2/16/2006 4:29	14.87	-0.01
2/16/2006 4:59	14.36	-0.02		2/16/2006 4:59	14.87	-0.01
2/16/2006 5:29	14.36	-0.01		2/16/2006 5:29	14.87	-0.01
2/16/2006 5:59	14.36	-0.01		2/16/2006 5:59	14.87	-0.01
2/16/2006 6:29	14.36	-0.01		2/16/2006 6:29	14.87	-0.01
2/16/2006 6:59	14.36	-0.01		2/16/2006 6:59	14.87	-0.01
2/16/2006 7:29	14.34	-0.01		2/16/2006 7:29	14.87	-0.01
2/16/2006 7:59	14.34	-0.01		2/16/2006 7:59	14.87	-0.01
2/16/2006 8:29	14.34	-0.01		2/16/2006 8:29	14.85	-0.01
2/16/2006 8:59	14.34	-0.01		2/16/2006 8:59	14.85	-0.01
2/16/2006 9:29	14.34	-0.01		2/16/2006 9:29	14.85	-0.01
2/16/2006 9:59	14.34	-0.02		2/16/2006 9:59	14.85	-0.02
2/16/2006 10:29	14.34	-0.02		2/16/2006 10:29	14.85	-0.02
2/16/2006 10:59	14.34	-0.02		2/16/2006 10:59	14.85	-0.02
2/16/2006 11:29	14.34	-0.02		2/16/2006 11:29	14.85	-0.02

2/16/2006 11:59	14.34	-0.02		2/16/2006 11:59	14.85	-0.02
2/16/2006 12:29	14.34	-0.02		2/16/2006 12:29	14.85	-0.02
2/16/2006 12:59	14.34	-0.02		2/16/2006 12:59	14.85	-0.02
2/16/2006 13:29	14.34	-0.02		2/16/2006 13:29	14.85	-0.01
2/16/2006 13:59	14.31	-0.02		2/16/2006 13:59	14.82	-0.01
2/16/2006 14:29	14.31	-0.02		2/16/2006 14:29	14.82	-0.01
2/16/2006 14:59	14.31	-0.01		2/16/2006 14:59	14.82	-0.01
2/16/2006 15:29	14.31	-0.01		2/16/2006 15:29	14.85	0
2/16/2006 15:59	14.31	0		2/16/2006 15:59	14.85	0
2/16/2006 16:29	14.31	0		2/16/2006 16:29	14.85	0.01
2/16/2006 16:59	14.31	0.01		2/16/2006 16:59	14.85	0.01
2/16/2006 17:29	14.31	0.01		2/16/2006 17:29	14.85	0.02
2/16/2006 17:59	14.31	0.01		2/16/2006 17:59	14.85	0.02
2/16/2006 18:29	14.34	0.01		2/16/2006 18:29	14.85	0.02
2/16/2006 18:59	14.34	0.02		2/16/2006 18:59	14.85	0.02
2/16/2006 19:29	14.34	0.02		2/16/2006 19:29	14.85	0.02
2/16/2006 19:59	14.34	0.02		2/16/2006 19:59	14.85	0.02
2/16/2006 20:29	14.34	0.02		2/16/2006 20:29	14.85	0.01
2/16/2006 20:59	14.34	0.02		2/16/2006 20:59	14.85	0.01
2/16/2006 21:29	14.34	0.01		2/16/2006 21:29	14.85	0.01
2/16/2006 21:59	14.34	0.01		2/16/2006 21:59	14.85	0.01
2/16/2006 22:29	14.34	0.01		2/16/2006 22:29	14.85	0
2/16/2006 22:59	14.34	0		2/16/2006 22:59	14.85	0
2/16/2006 23:29	14.34	0		2/16/2006 23:29	14.85	-0.01
2/16/2006 23:59	14.36	-0.01		2/16/2006 23:59	14.85	-0.01
2/17/2006 0:29	14.36	-0.01		2/17/2006 0:29	14.85	-0.01
2/17/2006 0:59	14.36	-0.01		2/17/2006 0:59	14.85	-0.01
2/17/2006 1:29	14.36	-0.01		2/17/2006 1:29	14.85	-0.01
2/17/2006 1:59	14.36	-0.01		2/17/2006 1:59	14.85	-0.01
2/17/2006 2:29	14.36	-0.01		2/17/2006 2:29	14.85	-0.01
2/17/2006 2:59	14.34	-0.01		2/17/2006 2:59	14.85	-0.01
2/17/2006 3:29	14.34	-0.01		2/17/2006 3:29	14.85	-0.01
2/17/2006 3:59	14.34	-0.01		2/17/2006 3:59	14.85	0
2/17/2006 4:29	14.34	0		2/17/2006 4:29	14.85	0
2/17/2006 4:59	14.34	0		2/17/2006 4:59	14.85	0
2/17/2006 5:29	14.34	0		2/17/2006 5:29	14.85	0
2/17/2006 5:59	14.34	0		2/17/2006 5:59	14.85	0
2/17/2006 6:29	14.34	0		2/17/2006 6:29	14.85	0
2/17/2006 6:59	14.34	0		2/17/2006 6:59	14.85	0.01
2/17/2006 7:29	14.34	0		2/17/2006 7:29	14.85	0
2/17/2006 7:59	14.34	0		2/17/2006 7:59	14.85	0
2/17/2006 8:29	14.34	0		2/17/2006 8:29	14.85	0
2/17/2006 8:59	14.34	0		2/17/2006 8:59	14.85	0
2/17/2006 9:29	14.34	0		2/17/2006 9:29	14.82	0
2/17/2006 9:59	14.34	0		2/17/2006 9:59	14.82	0
2/17/2006 10:29	14.34	0		2/17/2006 10:29	14.82	0
2/17/2006 10:59	14.34	-0.01		2/17/2006 10:59	14.82	-0.01
2/17/2006 11:29	14.34	-0.01		2/17/2006 11:29	14.82	-0.01
2/17/2006 11:59	14.34	-0.01		2/17/2006 11:59	14.82	-0.01
2/17/2006 12:29	14.34	-0.01		2/17/2006 12:29	14.82	-0.01
2/17/2006 12:59	14.31	-0.01		2/17/2006 12:59	14.82	0
2/17/2006 17:29	14.12	-0.01		2/17/2006 17:29	14.77	0
2/17/2006 17:59	14.12	-0.02		2/17/2006 17:59	14.77	-0.01
2/17/2006 18:29	14.12	-0.02		2/17/2006 18:29	14.77	-0.01
2/17/2006 18:59	14.12	-0.03		2/17/2006 18:59	14.77	-0.01

2/17/2006 19:29	14.12	-0.03		2/17/2006 19:29	14.77	-0.01
2/17/2006 19:59	14.12	-0.02		2/17/2006 19:59	14.74	-0.01
2/17/2006 20:29	14.12	-0.02		2/17/2006 20:29	14.74	-0.02
2/17/2006 20:59	14.12	-0.02		2/17/2006 20:59	14.71	-0.01
2/17/2006 21:29	14.12	-0.02		2/17/2006 21:29	14.71	-0.02
2/17/2006 21:59	14.12	-0.02		2/17/2006 21:59	14.71	-0.02
2/17/2006 22:29	14.12	-0.02		2/17/2006 22:29	14.71	-0.02
2/17/2006 22:59	14.12	-0.02		2/17/2006 22:59	14.68	-0.02
2/17/2006 23:29	14.12	-0.02		2/17/2006 23:29	14.68	-0.02
2/17/2006 23:59	14.12	-0.02		2/17/2006 23:59	14.68	-0.02
2/18/2006 0:29	14.12	-0.03		2/18/2006 0:29	14.68	-0.02
2/18/2006 0:59	14.12	-0.03		2/18/2006 0:59	14.68	-0.02
2/18/2006 1:29	14.12	-0.03		2/18/2006 1:29	14.68	-0.02
2/18/2006 1:59	14.12	-0.02		2/18/2006 1:59	14.68	-0.02
2/18/2006 2:29	14.12	-0.02		2/18/2006 2:29	14.66	-0.02
2/18/2006 2:59	14.12	-0.02		2/18/2006 2:59	14.66	-0.02
2/18/2006 3:29	14.12	-0.02		2/18/2006 3:29	14.66	-0.02
2/18/2006 3:59	14.12	-0.02		2/18/2006 3:59	14.66	-0.02
2/18/2006 4:29	14.12	-0.02		2/18/2006 4:29	14.66	-0.02
2/18/2006 4:59	14.12	-0.02		2/18/2006 4:59	14.66	-0.02
2/18/2006 5:29	14.12	-0.02		2/18/2006 5:29	14.66	-0.02
2/18/2006 5:59	14.12	-0.02		2/18/2006 5:59	14.66	-0.02
2/18/2006 6:29	14.12	-0.01		2/18/2006 6:29	14.66	-0.01
2/18/2006 6:59	14.12	-0.01		2/18/2006 6:59	14.66	-0.01
2/18/2006 7:29	14.12	-0.01		2/18/2006 7:29	14.63	-0.01
2/18/2006 7:59	14.12	-0.02		2/18/2006 7:59	14.63	-0.02
2/18/2006 8:29	14.12	-0.02		2/18/2006 8:29	14.63	-0.02
2/18/2006 8:59	14.12	-0.02		2/18/2006 8:59	14.63	-0.02
2/18/2006 9:29	14.12	-0.02		2/18/2006 9:29	14.63	-0.02
2/18/2006 9:59	14.12	-0.02		2/18/2006 9:59	14.63	-0.02
2/18/2006 10:29	14.1	-0.02		2/18/2006 10:29	14.63	-0.02
2/18/2006 10:59	14.1	-0.02		2/18/2006 10:59	14.63	-0.02
2/18/2006 11:29	14.1	-0.02		2/18/2006 11:29	14.6	-0.02
2/18/2006 11:59	14.1	-0.02		2/18/2006 11:59	14.6	-0.03
2/18/2006 12:29	14.1	-0.02		2/18/2006 12:29	14.6	-0.02
2/18/2006 12:59	14.07	-0.02		2/18/2006 12:59	14.58	-0.02
2/18/2006 13:29	14.07	-0.02		2/18/2006 13:29	14.58	-0.02
2/18/2006 13:59	14.07	-0.02		2/18/2006 13:59	14.58	-0.02
2/18/2006 14:29	14.07	-0.02		2/18/2006 14:29	14.58	-0.02
2/18/2006 14:59	14.07	-0.02		2/18/2006 14:59	14.58	-0.01
2/18/2006 15:29	14.07	-0.01		2/18/2006 15:29	14.58	-0.01
2/18/2006 15:59	14.07	-0.01		2/18/2006 15:59	14.58	0
2/18/2006 16:29	14.07	0		2/18/2006 16:29	14.58	0.01
2/18/2006 16:59	14.07	0		2/18/2006 16:59	14.58	0.01
2/18/2006 17:29	14.07	0		2/18/2006 17:29	14.58	0.01
2/18/2006 17:59	14.07	0		2/18/2006 17:59	14.58	0.01
2/18/2006 18:29	14.07	0		2/18/2006 18:29	14.58	0.01
2/18/2006 18:59	14.07	0		2/18/2006 18:59	14.58	0
2/18/2006 19:29	14.1	0		2/18/2006 19:29	14.58	0
2/18/2006 19:59	14.1	0		2/18/2006 19:59	14.58	0
2/18/2006 20:29	14.1	-0.01		2/18/2006 20:29	14.58	0
2/18/2006 20:59	14.1	0		2/18/2006 20:59	14.58	0
2/18/2006 21:29	14.1	-0.01		2/18/2006 21:29	14.58	-0.01
2/18/2006 21:59	14.1	-0.02		2/18/2006 21:59	14.58	-0.01
2/18/2006 22:29	14.12	-0.02		2/18/2006 22:29	14.58	-0.02

2/18/2006 22:59	14.1	-0.02		2/18/2006 22:59	14.58	-0.02
2/18/2006 23:29	14.1	-0.02		2/18/2006 23:29	14.58	-0.02
2/18/2006 23:59	14.12	-0.02		2/18/2006 23:59	14.58	-0.01
2/19/2006 0:29	14.12	-0.02		2/19/2006 0:29	14.58	-0.01
2/19/2006 0:59	14.12	-0.02		2/19/2006 0:59	14.58	-0.02
2/19/2006 1:29	14.12	-0.01		2/19/2006 1:29	14.58	-0.01
2/19/2006 1:59	14.1	-0.01		2/19/2006 1:59	14.58	-0.01
2/19/2006 2:29	14.1	-0.02		2/19/2006 2:29	14.58	-0.01
2/19/2006 2:59	14.1	-0.01		2/19/2006 2:59	14.58	-0.01
2/19/2006 3:29	14.1	-0.01		2/19/2006 3:29	14.58	-0.01
2/19/2006 3:59	14.1	-0.01		2/19/2006 3:59	14.55	-0.01
2/19/2006 4:29	14.1	-0.02		2/19/2006 4:29	14.55	-0.01
2/19/2006 4:59	14.1	-0.02		2/19/2006 4:59	14.55	-0.01
2/19/2006 5:29	14.07	-0.01		2/19/2006 5:29	14.55	-0.01
2/19/2006 5:59	14.07	-0.01		2/19/2006 5:59	14.55	-0.01
2/19/2006 6:29	14.07	-0.01		2/19/2006 6:29	14.55	-0.01
2/19/2006 6:59	14.07	-0.01		2/19/2006 6:59	14.55	-0.01
2/19/2006 7:29	14.07	-0.02		2/19/2006 7:29	14.55	-0.01
2/19/2006 7:59	14.07	-0.02		2/19/2006 7:59	14.55	-0.01
2/19/2006 8:29	14.07	-0.02		2/19/2006 8:29	14.55	-0.02
2/19/2006 8:59	14.07	-0.02		2/19/2006 8:59	14.55	-0.02
2/19/2006 9:29	14.07	-0.02		2/19/2006 9:29	14.55	-0.02
2/19/2006 9:59	14.07	-0.02		2/19/2006 9:59	14.52	-0.02
2/19/2006 10:29	14.07	-0.02		2/19/2006 10:29	14.52	-0.02
2/19/2006 10:59	14.07	-0.03		2/19/2006 10:59	14.52	-0.02
2/19/2006 11:29	14.07	-0.03		2/19/2006 11:29	14.52	-0.03
2/19/2006 11:59	14.07	-0.03		2/19/2006 11:59	14.52	-0.03
2/19/2006 12:29	14.07	-0.03		2/19/2006 12:29	14.52	-0.03
2/19/2006 12:59	14.07	-0.03		2/19/2006 12:59	14.52	-0.03
2/19/2006 13:29	14.07	-0.03		2/19/2006 13:29	14.52	-0.03
2/19/2006 13:59	14.07	-0.03		2/19/2006 13:59	14.52	-0.03
2/19/2006 14:29	14.07	-0.03		2/19/2006 14:29	14.52	-0.03
2/19/2006 14:59	14.07	-0.02		2/19/2006 14:59	14.52	-0.02
2/19/2006 15:29	14.07	-0.02		2/19/2006 15:29	14.52	-0.02
2/19/2006 15:59	14.07	-0.01		2/19/2006 15:59	14.5	-0.01
2/19/2006 16:29	14.07	-0.01		2/19/2006 16:29	14.52	-0.01
2/19/2006 16:59	14.04	-0.01		2/19/2006 16:59	14.52	-0.01
2/19/2006 17:29	14.04	-0.01		2/19/2006 17:29	14.5	-0.01
2/19/2006 17:59	14.04	-0.01		2/19/2006 17:59	14.5	-0.01
2/19/2006 18:29	14.04	-0.01		2/19/2006 18:29	14.5	-0.01
2/19/2006 18:59	14.04	-0.02		2/19/2006 18:59	14.5	-0.01
2/19/2006 19:29	14.04	-0.02		2/19/2006 19:29	14.5	-0.01
2/19/2006 19:59	14.04	-0.02		2/19/2006 19:59	14.5	-0.01
2/19/2006 20:29	14.04	-0.02		2/19/2006 20:29	14.5	-0.01
2/19/2006 20:59	14.07	-0.02		2/19/2006 20:59	14.5	-0.02
2/19/2006 21:29	14.07	-0.02		2/19/2006 21:29	14.5	-0.02
2/19/2006 21:59	14.07	-0.02		2/19/2006 21:59	14.5	-0.02
2/19/2006 22:29	14.07	-0.02		2/19/2006 22:29	14.5	-0.02
2/19/2006 22:59	14.07	-0.02		2/19/2006 22:59	14.5	-0.02
2/19/2006 23:29	14.07	-0.02		2/19/2006 23:29	14.5	-0.02
2/19/2006 23:59	14.07	-0.02		2/19/2006 23:59	14.5	-0.02
2/20/2006 0:29	14.04	-0.02		2/20/2006 0:29	14.5	-0.02
2/20/2006 0:59	14.04	-0.02		2/20/2006 0:59	14.5	-0.02
2/20/2006 1:29	14.04	-0.02		2/20/2006 1:29	14.5	-0.02
2/20/2006 1:59	14.04	-0.02		2/20/2006 1:59	14.5	-0.02

2/20/2006 2:29	14.04	-0.02		2/20/2006 2:29	14.5	-0.02
2/20/2006 2:59	14.04	-0.02		2/20/2006 2:59	14.5	-0.02
2/20/2006 3:29	14.04	-0.02		2/20/2006 3:29	14.47	-0.01
2/20/2006 3:59	14.04	-0.02		2/20/2006 3:59	14.47	-0.02
2/20/2006 4:29	14.04	-0.02		2/20/2006 4:29	14.47	-0.02
2/20/2006 4:59	14.04	-0.02		2/20/2006 4:59	14.47	-0.02
2/20/2006 5:29	14.04	-0.02		2/20/2006 5:29	14.47	-0.01
2/20/2006 5:59	14.04	-0.02		2/20/2006 5:59	14.47	-0.01
2/20/2006 6:29	14.04	-0.01		2/20/2006 6:29	14.47	-0.01
2/20/2006 6:59	14.04	-0.01		2/20/2006 6:59	14.47	-0.01
2/20/2006 7:29	14.02	-0.02		2/20/2006 7:29	14.47	-0.01
2/20/2006 7:59	14.04	-0.02		2/20/2006 7:59	14.47	-0.01
2/20/2006 8:29	14.02	-0.02		2/20/2006 8:29	14.44	-0.02
2/20/2006 8:59	14.02	-0.02		2/20/2006 8:59	14.44	-0.02
2/20/2006 9:29	14.02	-0.02		2/20/2006 9:29	14.44	-0.02
2/20/2006 9:59	14.02	-0.02		2/20/2006 9:59	14.44	-0.02
2/20/2006 10:29	14.02	-0.02		2/20/2006 10:29	14.44	-0.02
2/20/2006 10:59	14.02	-0.02		2/20/2006 10:59	14.44	-0.02
2/20/2006 11:29	14.02	-0.03		2/20/2006 11:29	14.44	-0.02
2/20/2006 11:59	14.02	-0.03		2/20/2006 11:59	14.42	-0.03
2/20/2006 12:29	14.02	-0.03		2/20/2006 12:29	14.42	-0.03
2/20/2006 12:59	14.02	-0.03		2/20/2006 12:59	14.42	-0.02
2/20/2006 13:29	14.02	-0.02		2/20/2006 13:29	14.42	-0.02
2/20/2006 13:59	14.02	-0.02		2/20/2006 13:59	14.42	-0.02
2/20/2006 14:29	14.02	-0.02		2/20/2006 14:29	14.42	-0.01
2/20/2006 14:59	13.99	-0.02		2/20/2006 14:59	14.42	-0.01
2/20/2006 15:29	13.99	-0.01		2/20/2006 15:29	14.42	-0.01
2/20/2006 15:59	13.99	-0.01		2/20/2006 15:59	14.42	0
2/20/2006 16:29	13.99	0		2/20/2006 16:29	14.42	0
2/20/2006 16:59	13.99	0		2/20/2006 16:59	14.42	0.01
2/20/2006 17:29	13.99	0		2/20/2006 17:29	14.42	0.01
2/20/2006 17:59	13.99	0		2/20/2006 17:59	14.42	0.01
2/20/2006 18:29	13.99	0		2/20/2006 18:29	14.42	0.01
2/20/2006 18:59	13.99	0		2/20/2006 18:59	14.42	0.01
2/20/2006 19:29	13.99	0		2/20/2006 19:29	14.42	0.01
2/20/2006 19:59	13.99	0		2/20/2006 19:59	14.42	0.01
2/20/2006 20:29	14.02	0		2/20/2006 20:29	14.42	0.01
2/20/2006 20:59	14.02	0		2/20/2006 20:59	14.42	0
2/20/2006 21:29	14.02	0		2/20/2006 21:29	14.42	0
2/20/2006 21:59	14.02	0		2/20/2006 21:59	14.42	0
2/20/2006 22:29	14.02	-0.01		2/20/2006 22:29	14.42	0
2/20/2006 22:59	14.02	-0.01		2/20/2006 22:59	14.42	0
2/20/2006 23:29	14.02	-0.01		2/20/2006 23:29	14.42	-0.01
2/20/2006 23:59	14.02	-0.01		2/20/2006 23:59	14.42	-0.01
2/21/2006 0:29	14.02	-0.01		2/21/2006 0:29	14.42	-0.01
2/21/2006 0:59	14.02	-0.01		2/21/2006 0:59	14.42	-0.01
2/21/2006 1:29	14.02	-0.01		2/21/2006 1:29	14.42	-0.01
2/21/2006 1:59	14.02	-0.01		2/21/2006 1:59	14.42	-0.01
2/21/2006 2:29	14.02	-0.01		2/21/2006 2:29	14.42	-0.01
2/21/2006 2:59	14.02	-0.01		2/21/2006 2:59	14.42	-0.01
2/21/2006 3:29	14.02	-0.01		2/21/2006 3:29	14.42	-0.01
2/21/2006 3:59	14.02	-0.01		2/21/2006 3:59	14.42	-0.01
2/21/2006 4:29	13.99	-0.01		2/21/2006 4:29	14.42	-0.01
2/21/2006 4:59	13.99	-0.01		2/21/2006 4:59	14.42	-0.01
2/21/2006 5:29	13.99	-0.01		2/21/2006 5:29	14.42	-0.01

2/21/2006 5:59	13.99	-0.01		2/21/2006 5:59	14.42	-0.01
2/21/2006 6:29	13.99	-0.01		2/21/2006 6:29	14.42	-0.01
2/21/2006 6:59	13.99	-0.01		2/21/2006 6:59	14.42	-0.01
2/21/2006 7:29	13.99	-0.01		2/21/2006 7:29	14.42	-0.01
2/21/2006 7:59	13.99	-0.01		2/21/2006 7:59	14.42	-0.01
2/21/2006 8:29	13.97	-0.01		2/21/2006 8:29	14.42	-0.01
2/21/2006 8:59	13.97	-0.02		2/21/2006 8:59	14.39	-0.01
2/21/2006 9:29	13.97	-0.02		2/21/2006 9:29	14.39	-0.01
2/21/2006 9:59	13.97	-0.02		2/21/2006 9:59	14.39	-0.01
2/21/2006 10:29	13.97	-0.02		2/21/2006 10:29	14.39	-0.02
2/21/2006 10:59	13.97	-0.02		2/21/2006 10:59	14.39	-0.02
2/21/2006 11:29	13.97	-0.03		2/21/2006 11:29	14.39	-0.02
2/21/2006 11:59	13.97	-0.03		2/21/2006 11:59	14.39	-0.02
2/21/2006 12:29	13.97	-0.03		2/21/2006 12:29	14.36	-0.02
2/21/2006 16:00	13.97	0		2/21/2006 16:00	14.39	0
2/21/2006 16:30	13.97	0		2/21/2006 16:30	14.39	0
2/21/2006 17:00	13.97	0		2/21/2006 17:00	14.39	0.01
2/21/2006 17:30	13.97	0		2/21/2006 17:30	14.39	0
2/21/2006 18:00	13.97	0		2/21/2006 18:00	14.39	0
2/21/2006 18:30	13.97	-0.01		2/21/2006 18:30	14.39	0
2/21/2006 19:00	13.97	-0.01		2/21/2006 19:00	14.39	0
2/21/2006 19:30	13.99	-0.01		2/21/2006 19:30	14.39	-0.01
2/21/2006 20:00	13.99	-0.01		2/21/2006 20:00	14.39	-0.01
2/21/2006 20:30	13.99	-0.02		2/21/2006 20:30	14.39	-0.01
2/21/2006 21:00	13.99	-0.02		2/21/2006 21:00	14.39	-0.01
2/21/2006 21:30	13.99	-0.02		2/21/2006 21:30	14.39	-0.02
2/21/2006 22:00	13.99	-0.02		2/21/2006 22:00	14.39	-0.02
2/21/2006 22:30	13.99	-0.02		2/21/2006 22:30	14.39	-0.02
2/21/2006 23:00	13.99	-0.02		2/21/2006 23:00	14.39	-0.02
2/21/2006 23:30	13.99	-0.02		2/21/2006 23:30	14.39	-0.01
2/22/2006 0:00	13.97	-0.01		2/22/2006 0:00	14.39	-0.01
2/22/2006 0:30	13.97	-0.01		2/22/2006 0:30	14.39	-0.01
2/22/2006 1:00	13.97	-0.01		2/22/2006 1:00	14.39	-0.01
2/22/2006 1:30	13.97	-0.01		2/22/2006 1:30	14.39	-0.01
2/22/2006 2:00	13.97	-0.01		2/22/2006 2:00	14.39	-0.01
2/22/2006 2:30	13.97	-0.01		2/22/2006 2:30	14.39	-0.01
2/22/2006 3:00	13.97	-0.01		2/22/2006 3:00	14.39	-0.01
2/22/2006 3:30	13.97	-0.01		2/22/2006 3:30	14.39	0
2/22/2006 4:00	13.97	-0.01		2/22/2006 4:00	14.39	0
2/22/2006 4:30	13.97	-0.01		2/22/2006 4:30	14.39	0
2/22/2006 5:00	13.97	-0.01		2/22/2006 5:00	14.36	-0.01
2/22/2006 5:30	13.97	-0.01		2/22/2006 5:30	14.39	-0.01
2/22/2006 6:00	13.97	-0.02		2/22/2006 6:00	14.36	-0.01
2/22/2006 6:30	13.97	-0.02		2/22/2006 6:30	14.36	-0.02
2/22/2006 7:00	13.97	-0.02		2/22/2006 7:00	14.36	-0.02
2/22/2006 7:30	13.94	-0.02		2/22/2006 7:30	14.36	-0.02
2/22/2006 8:00	13.94	-0.03		2/22/2006 8:00	14.36	-0.02
2/22/2006 8:30	13.94	-0.03		2/22/2006 8:30	14.36	-0.02
2/22/2006 9:00	13.94	-0.02		2/22/2006 9:00	14.36	-0.02
2/22/2006 9:30	13.94	-0.02		2/22/2006 9:30	14.36	-0.02
2/22/2006 10:00	13.94	-0.02		2/22/2006 10:00	14.36	-0.02
2/22/2006 10:30	13.94	-0.02		2/22/2006 10:30	14.34	-0.01
2/22/2006 11:00	13.94	-0.02		2/22/2006 11:00	14.34	-0.01
2/22/2006 11:30	13.91	-0.01		2/22/2006 11:30	14.34	-0.01
2/22/2006 12:00	13.91	-0.01		2/22/2006 12:00	14.34	0

2/22/2006 12:30	13.91	-0.01		2/22/2006 12:30	14.36	0
2/22/2006 13:00	13.91	0		2/22/2006 13:00	14.36	0.01
2/22/2006 13:30	13.91	0		2/22/2006 13:30	14.36	0.01
2/22/2006 14:00	13.91	0		2/22/2006 14:00	14.36	0.01
2/22/2006 14:30	13.91	0		2/22/2006 14:30	14.36	0.01
2/22/2006 15:00	13.91	0		2/22/2006 15:00	14.36	0.01
2/22/2006 15:30	13.94	0		2/22/2006 15:30	14.36	0.01
2/22/2006 16:00	13.94	0		2/22/2006 16:00	14.36	0.01
2/22/2006 16:30	13.94	0		2/22/2006 16:30	14.36	0.01
2/22/2006 17:00	13.94	0		2/22/2006 17:00	14.36	0.01
2/22/2006 17:30	13.94	0		2/22/2006 17:30	14.39	0.01
2/22/2006 18:00	13.97	0		2/22/2006 18:00	14.39	0.01
2/22/2006 18:30	13.97	0		2/22/2006 18:30	14.39	0.01
2/22/2006 19:00	13.97	0		2/22/2006 19:00	14.39	0
2/22/2006 19:30	13.97	0		2/22/2006 19:30	14.39	0
2/22/2006 20:00	13.97	-0.01		2/22/2006 20:00	14.39	0
2/22/2006 20:30	13.97	-0.01		2/22/2006 20:30	14.39	0
2/22/2006 21:00	13.97	-0.01		2/22/2006 21:00	14.39	0
2/22/2006 21:30	13.97	-0.01		2/22/2006 21:30	14.39	-0.01
2/22/2006 22:00	13.97	-0.01		2/22/2006 22:00	14.39	-0.01
2/22/2006 22:30	13.97	-0.01		2/22/2006 22:30	14.39	-0.01
2/22/2006 23:00	13.97	-0.01		2/22/2006 23:00	14.39	-0.01
2/22/2006 23:30	13.97	-0.01		2/22/2006 23:30	14.39	-0.01
2/23/2006 0:00	13.97	-0.01		2/23/2006 0:00	14.39	-0.01
2/23/2006 0:30	13.97	-0.01		2/23/2006 0:30	14.39	-0.01
2/23/2006 1:00	13.97	-0.01		2/23/2006 1:00	14.39	-0.01
2/23/2006 1:30	13.97	-0.01		2/23/2006 1:30	14.39	-0.01
2/23/2006 2:00	13.97	-0.01		2/23/2006 2:00	14.39	-0.01
2/23/2006 2:30	13.97	-0.01		2/23/2006 2:30	14.39	-0.01
2/23/2006 3:00	13.97	-0.01		2/23/2006 3:00	14.39	-0.01
2/23/2006 3:30	13.97	-0.01		2/23/2006 3:30	14.39	-0.01
2/23/2006 4:00	13.97	-0.01		2/23/2006 4:00	14.39	-0.01
2/23/2006 4:30	13.97	-0.01		2/23/2006 4:30	14.39	-0.01
2/23/2006 5:00	13.97	-0.01		2/23/2006 5:00	14.39	-0.01
2/23/2006 5:30	13.97	-0.01		2/23/2006 5:30	14.39	-0.01
2/23/2006 6:00	13.94	-0.02		2/23/2006 6:00	14.36	-0.01
2/23/2006 6:30	13.94	-0.02		2/23/2006 6:30	14.36	-0.01
2/23/2006 7:00	13.94	-0.01		2/23/2006 7:00	14.36	-0.01
2/23/2006 7:30	13.94	-0.02		2/23/2006 7:30	14.36	-0.01
2/23/2006 8:00	13.94	-0.02		2/23/2006 8:00	14.36	-0.02
2/23/2006 8:30	13.94	-0.02		2/23/2006 8:30	14.36	-0.02
2/23/2006 9:00	13.94	-0.02		2/23/2006 9:00	14.36	-0.02
2/23/2006 9:30	13.94	-0.02		2/23/2006 9:30	14.36	-0.01
2/23/2006 10:00	13.94	-0.02		2/23/2006 10:00	14.36	-0.01
2/23/2006 10:30	13.94	-0.01		2/23/2006 10:30	14.36	-0.01
2/23/2006 11:00	13.91	-0.01		2/23/2006 11:00	14.36	-0.01
2/23/2006 11:30	13.91	-0.01		2/23/2006 11:30	14.36	0
2/23/2006 12:00	13.94	-0.01		2/23/2006 12:00	14.36	0
2/23/2006 12:30	13.94	0		2/23/2006 12:30	14.36	0.01
2/23/2006 13:00	13.94	0		2/23/2006 13:00	14.36	0.01
2/23/2006 13:30	13.94	0.01		2/23/2006 13:30	14.39	0.02
2/23/2006 14:00	13.94	0.01		2/23/2006 14:00	14.39	0.02
2/23/2006 14:30	13.94	0.01		2/23/2006 14:30	14.39	0.02
2/23/2006 15:00	13.97	0.01		2/23/2006 15:00	14.39	0.02
2/23/2006 15:30	13.97	0.01		2/23/2006 15:30	14.39	0.02

2/23/2006 16:00	13.97	0.01		2/23/2006 16:00	14.39	0.02
2/23/2006 16:30	13.97	0.01		2/23/2006 16:30	14.39	0.02
2/23/2006 17:00	13.97	0.01		2/23/2006 17:00	14.39	0.01
2/23/2006 17:30	13.97	0		2/23/2006 17:30	14.39	0.01
2/23/2006 18:00	13.99	0		2/23/2006 18:00	14.42	0.01
2/23/2006 18:30	14.02	0		2/23/2006 18:30	14.42	0
2/23/2006 19:00	14.02	0		2/23/2006 19:00	14.42	0
2/23/2006 19:30	14.02	0		2/23/2006 19:30	14.42	0
2/23/2006 20:00	14.02	-0.01		2/23/2006 20:00	14.42	0
2/23/2006 20:30	14.02	-0.01		2/23/2006 20:30	14.42	0
2/23/2006 21:00	14.02	-0.01		2/23/2006 21:00	14.42	0
2/23/2006 21:30	14.02	-0.01		2/23/2006 21:30	14.42	-0.01
2/23/2006 22:00	14.02	-0.01		2/23/2006 22:00	14.42	-0.01
2/23/2006 22:30	14.02	-0.01		2/23/2006 22:30	14.42	-0.01
2/23/2006 23:00	14.02	-0.01		2/23/2006 23:00	14.42	-0.01
2/23/2006 23:30	14.02	-0.01		2/23/2006 23:30	14.42	-0.01
2/24/2006 0:00	14.02	-0.01		2/24/2006 0:00	14.42	-0.01
2/24/2006 0:30	14.02	-0.01		2/24/2006 0:30	14.42	-0.01
2/24/2006 1:00	14.02	-0.01		2/24/2006 1:00	14.42	0
2/24/2006 1:30	14.02	-0.01		2/24/2006 1:30	14.42	-0.01
2/24/2006 2:00	14.02	-0.01		2/24/2006 2:00	14.42	-0.01
2/24/2006 2:30	14.02	-0.01		2/24/2006 2:30	14.42	0
2/24/2006 3:00	14.02	-0.01		2/24/2006 3:00	14.42	0
2/24/2006 3:30	14.02	0		2/24/2006 3:30	14.42	0
2/24/2006 4:00	14.02	0		2/24/2006 4:00	14.42	0
2/24/2006 4:30	14.02	-0.01		2/24/2006 4:30	14.42	0
2/24/2006 5:00	14.02	-0.01		2/24/2006 5:00	14.42	0
2/24/2006 5:30	13.99	-0.01		2/24/2006 5:30	14.42	-0.01
2/24/2006 6:00	13.99	-0.01		2/24/2006 6:00	14.42	-0.01
2/24/2006 6:30	13.99	-0.02		2/24/2006 6:30	14.42	-0.01
2/24/2006 7:00	13.99	-0.02		2/24/2006 7:00	14.42	-0.02
2/24/2006 7:30	13.97	-0.02		2/24/2006 7:30	14.42	-0.02
2/24/2006 8:00	13.97	-0.02		2/24/2006 8:00	14.42	-0.02
2/24/2006 8:30	13.97	-0.02		2/24/2006 8:30	14.39	-0.02
2/24/2006 9:00	13.97	-0.02		2/24/2006 9:00	14.39	-0.02
2/24/2006 9:30	13.97	-0.02		2/24/2006 9:30	14.39	-0.02
2/24/2006 10:00	13.97	-0.02		2/24/2006 10:00	14.39	-0.02
2/24/2006 10:30	13.97	-0.02		2/24/2006 10:30	14.39	-0.02
2/24/2006 11:00	13.97	-0.02		2/24/2006 11:00	14.39	-0.01
2/24/2006 11:30	13.97	-0.02		2/24/2006 11:30	14.39	-0.01
2/24/2006 12:00	13.97	-0.01		2/24/2006 12:00	14.39	-0.01
2/24/2006 12:30	13.97	-0.01		2/24/2006 12:30	14.39	-0.01
2/24/2006 13:00	13.97	-0.01		2/24/2006 13:00	14.42	0
2/24/2006 13:30	13.97	0		2/24/2006 13:30	14.42	0.01
2/24/2006 14:00	13.97	0		2/24/2006 14:00	14.42	0.01
2/24/2006 14:30	13.97	0		2/24/2006 14:30	14.42	0.01
2/24/2006 15:00	13.97	0		2/24/2006 15:00	14.42	0.01
2/24/2006 15:30	13.99	0		2/24/2006 15:30	14.42	0.01
2/24/2006 16:00	13.99	0		2/24/2006 16:00	14.42	0.01
2/24/2006 16:30	14.02	0.01		2/24/2006 16:30	14.44	0.01
2/24/2006 17:00	14.02	0.01		2/24/2006 17:00	14.44	0.01
2/24/2006 17:30	14.02	0.01		2/24/2006 17:30	14.44	0.01
2/24/2006 18:00	14.02	0.01		2/24/2006 18:00	14.44	0.01
2/24/2006 18:30	14.02	0		2/24/2006 18:30	14.44	0
2/24/2006 19:00	14.02	0		2/24/2006 19:00	14.44	0

2/24/2006 19:30	14.02	-0.01		2/24/2006 19:30	14.44	0
2/24/2006 20:00	14.04	-0.01		2/24/2006 20:00	14.44	-0.01
2/24/2006 20:30	14.04	-0.01		2/24/2006 20:30	14.44	-0.01
2/24/2006 21:00	14.04	-0.01		2/24/2006 21:00	14.44	-0.01
2/24/2006 21:30	14.04	-0.02		2/24/2006 21:30	14.44	-0.01
2/24/2006 22:00	14.04	-0.02		2/24/2006 22:00	14.44	-0.01
2/24/2006 22:30	14.04	-0.02		2/24/2006 22:30	14.44	-0.02
2/24/2006 23:00	14.04	-0.02		2/24/2006 23:00	14.44	-0.02
2/24/2006 23:30	14.04	-0.02		2/24/2006 23:30	14.44	-0.01
2/25/2006 0:00	14.04	-0.02		2/25/2006 0:00	14.44	-0.01
2/25/2006 0:30	14.04	-0.02		2/25/2006 0:30	14.44	-0.01
2/25/2006 1:00	14.04	-0.01		2/25/2006 1:00	14.44	-0.01
2/25/2006 1:30	14.04	-0.02		2/25/2006 1:30	14.44	-0.01
2/25/2006 2:00	14.04	-0.02		2/25/2006 2:00	14.44	-0.01
2/25/2006 2:30	14.04	-0.02		2/25/2006 2:30	14.44	-0.01
2/25/2006 3:00	14.04	-0.01		2/25/2006 3:00	14.44	-0.01
2/25/2006 3:30	14.04	-0.01		2/25/2006 3:30	14.44	-0.01
2/25/2006 4:00	14.04	-0.01		2/25/2006 4:00	14.47	-0.01
2/25/2006 4:30	14.04	-0.02		2/25/2006 4:30	14.44	-0.01
2/25/2006 5:00	14.02	-0.02		2/25/2006 5:00	14.44	-0.01
2/25/2006 5:30	14.02	-0.02		2/25/2006 5:30	14.44	-0.01
2/25/2006 6:00	14.02	-0.02		2/25/2006 6:00	14.44	-0.02
2/25/2006 6:30	14.02	-0.02		2/25/2006 6:30	14.44	-0.02
2/25/2006 7:00	14.02	-0.02		2/25/2006 7:00	14.44	-0.02
2/25/2006 7:30	14.02	-0.02		2/25/2006 7:30	14.44	-0.02
2/25/2006 8:00	14.02	-0.02		2/25/2006 8:00	14.44	-0.02
2/25/2006 8:30	14.02	-0.02		2/25/2006 8:30	14.44	-0.02
2/25/2006 9:00	14.02	-0.02		2/25/2006 9:00	14.44	-0.02
2/25/2006 9:30	14.02	-0.02		2/25/2006 9:30	14.44	-0.02
2/25/2006 10:00	14.02	-0.02		2/25/2006 10:00	14.44	-0.01
2/25/2006 10:30	14.02	-0.01		2/25/2006 10:30	14.44	-0.01
2/25/2006 11:00	14.02	-0.01		2/25/2006 11:00	14.44	-0.01
2/25/2006 11:30	14.02	-0.01		2/25/2006 11:30	14.44	0
2/25/2006 12:00	14.02	-0.01		2/25/2006 12:00	14.44	0
2/25/2006 12:30	14.02	0		2/25/2006 12:30	14.44	0
2/25/2006 13:00	14.02	0		2/25/2006 13:00	14.44	0.01
2/25/2006 13:30	14.02	0		2/25/2006 13:30	14.44	0.01
2/25/2006 14:00	14.02	0.01		2/25/2006 14:00	14.47	0.02
2/25/2006 14:30	14.02	0.01		2/25/2006 14:30	14.47	0.02
2/25/2006 15:00	14.02	0.01		2/25/2006 15:00	14.47	0.02
2/25/2006 15:30	14.02	0.02		2/25/2006 15:30	14.47	0.02
2/25/2006 16:00	14.02	0.02		2/25/2006 16:00	14.47	0.02
2/25/2006 16:30	14.04	0.02		2/25/2006 16:30	14.47	0.02
2/25/2006 17:00	14.04	0.02		2/25/2006 17:00	14.47	0.02
2/25/2006 17:30	14.04	0.02		2/25/2006 17:30	14.47	0.02
2/25/2006 18:00	14.07	0.01		2/25/2006 18:00	14.5	0.02
2/25/2006 18:30	14.07	0.01		2/25/2006 18:30	14.5	0.01
2/25/2006 19:00	14.07	0.01		2/25/2006 19:00	14.5	0.01
2/25/2006 19:30	14.07	0		2/25/2006 19:30	14.5	0
2/25/2006 20:00	14.07	0		2/25/2006 20:00	14.5	0
2/25/2006 20:30	14.07	0		2/25/2006 20:30	14.5	0
2/25/2006 21:00	14.07	0		2/25/2006 21:00	14.5	0
2/25/2006 21:30	14.07	-0.01		2/25/2006 21:30	14.5	-0.01
2/25/2006 22:00	14.1	-0.01		2/25/2006 22:00	14.5	-0.01
2/25/2006 22:30	14.1	-0.01		2/25/2006 22:30	14.5	-0.01

2/25/2006 23:00	14.1	-0.01		2/25/2006 23:00	14.5	0
2/25/2006 23:30	14.1	0		2/25/2006 23:30	14.5	0
2/26/2006 0:00	14.1	0		2/26/2006 0:00	14.5	0
2/26/2006 0:30	14.1	0		2/26/2006 0:30	14.5	0
2/26/2006 1:00	14.1	0		2/26/2006 1:00	14.5	0
2/26/2006 1:30	14.1	0		2/26/2006 1:30	14.5	0
2/26/2006 2:00	14.1	0		2/26/2006 2:00	14.5	0.01
2/26/2006 2:30	14.1	0		2/26/2006 2:30	14.5	0.01
2/26/2006 3:00	14.1	0		2/26/2006 3:00	14.5	0.01
2/26/2006 3:30	14.1	0		2/26/2006 3:30	14.5	0.01
2/26/2006 4:00	14.07	0.01		2/26/2006 4:00	14.5	0.01
2/26/2006 4:30	14.07	0.01		2/26/2006 4:30	14.5	0.01
2/26/2006 5:00	14.07	0.01		2/26/2006 5:00	14.5	0.01
2/26/2006 5:30	14.07	0.01		2/26/2006 5:30	14.5	0.01
2/26/2006 6:00	14.07	0		2/26/2006 6:00	14.5	0
2/26/2006 6:30	14.07	0		2/26/2006 6:30	14.5	0
2/26/2006 7:00	14.07	0		2/26/2006 7:00	14.5	0.01
2/26/2006 7:30	14.07	0		2/26/2006 7:30	14.5	0.01
2/26/2006 8:00	14.07	0		2/26/2006 8:00	14.5	0
2/26/2006 8:30	14.07	-0.01		2/26/2006 8:30	14.5	0
2/26/2006 9:00	14.07	-0.01		2/26/2006 9:00	14.5	0
2/26/2006 9:30	14.07	-0.01		2/26/2006 9:30	14.5	0
2/26/2006 10:00	14.07	-0.01		2/26/2006 10:00	14.5	0
2/26/2006 10:30	14.07	-0.01		2/26/2006 10:30	14.5	0
2/26/2006 11:00	14.07	-0.01		2/26/2006 11:00	14.5	0
2/26/2006 11:30	14.07	-0.01		2/26/2006 11:30	14.5	0
2/26/2006 12:00	14.07	-0.01		2/26/2006 12:00	14.5	0
2/26/2006 12:30	14.07	-0.01		2/26/2006 12:30	14.5	0
2/26/2006 13:00	14.07	-0.01		2/26/2006 13:00	14.5	-0.01
2/26/2006 13:30	14.07	0		2/26/2006 13:30	14.5	0
2/26/2006 14:00	14.07	0		2/26/2006 14:00	14.5	0.01
2/26/2006 14:30	14.07	0		2/26/2006 14:30	14.5	0
2/26/2006 15:00	14.07	0		2/26/2006 15:00	14.5	0
2/26/2006 15:30	14.07	0		2/26/2006 15:30	14.5	0
2/26/2006 16:00	14.07	-0.01		2/26/2006 16:00	14.5	0
2/26/2006 16:30	14.07	-0.01		2/26/2006 16:30	14.5	-0.01
2/26/2006 17:00	14.07	0		2/26/2006 17:00	14.5	0
2/26/2006 17:30	14.07	-0.01		2/26/2006 17:30	14.5	0
2/26/2006 18:00	14.07	0		2/26/2006 18:00	14.5	0
2/26/2006 18:30	14.07	-0.01		2/26/2006 18:30	14.5	0
2/26/2006 19:00	14.07	-0.01		2/26/2006 19:00	14.5	0
2/26/2006 19:30	14.07	0		2/26/2006 19:30	14.5	0
2/26/2006 20:00	14.07	-0.01		2/26/2006 20:00	14.5	-0.01
2/26/2006 20:30	14.07	-0.01		2/26/2006 20:30	14.5	0
2/26/2006 21:00	14.07	0		2/26/2006 21:00	14.5	0
2/26/2006 21:30	14.07	-0.01		2/26/2006 21:30	14.5	-0.01
2/26/2006 22:00	14.07	-0.01		2/26/2006 22:00	14.5	-0.01
2/26/2006 22:30	14.04	-0.01		2/26/2006 22:30	14.5	-0.01
2/26/2006 23:00	14.04	-0.01		2/26/2006 23:00	14.5	-0.01
2/26/2006 23:30	14.04	-0.01		2/26/2006 23:30	14.5	-0.01
2/27/2006 0:00	14.04	-0.01		2/27/2006 0:00	14.5	0
2/27/2006 0:30	14.04	0		2/27/2006 0:30	14.5	0
2/27/2006 1:00	14.04	0		2/27/2006 1:00	14.5	0
2/27/2006 1:30	14.04	0		2/27/2006 1:30	14.5	0
2/27/2006 2:00	14.04	-0.01		2/27/2006 2:00	14.5	0

2/27/2006 2:30	14.04	0		2/27/2006 2:30	14.5	0
2/27/2006 3:00	14.04	0		2/27/2006 3:00	14.5	0.01
2/27/2006 3:30	14.04	0		2/27/2006 3:30	14.5	0
2/27/2006 4:00	14.04	0		2/27/2006 4:00	14.5	0.01
2/27/2006 4:30	14.04	0.01		2/27/2006 4:30	14.5	0.01
2/27/2006 5:00	14.04	0.01		2/27/2006 5:00	14.5	0.01
2/27/2006 5:30	14.04	0.01		2/27/2006 5:30	14.47	0.01
2/27/2006 6:00	14.04	0		2/27/2006 6:00	14.5	0.01
2/27/2006 6:30	14.04	0.01		2/27/2006 6:30	14.5	0.01
2/27/2006 7:00	14.04	0.01		2/27/2006 7:00	14.5	0.01
2/27/2006 7:30	14.04	0.01		2/27/2006 7:30	14.47	0.01
2/27/2006 8:00	14.04	0.01		2/27/2006 8:00	14.47	0.01
2/27/2006 8:30	14.04	0.01		2/27/2006 8:30	14.47	0.01
2/27/2006 9:00	14.04	0		2/27/2006 9:00	14.47	0
2/27/2006 9:30	14.02	-0.01		2/27/2006 9:30	14.47	-0.01
2/27/2006 10:00	14.02	-0.01		2/27/2006 10:00	14.47	-0.01
2/27/2006 10:30	14.02	-0.01		2/27/2006 10:30	14.47	-0.01
2/27/2006 11:00	14.02	-0.01		2/27/2006 11:00	14.47	-0.01
2/27/2006 11:30	14.02	-0.01		2/27/2006 11:30	14.47	-0.01
2/27/2006 12:00	14.02	-0.01		2/27/2006 12:00	14.47	-0.01
2/27/2006 12:30	14.02	-0.01		2/27/2006 12:30	14.47	0
2/27/2006 13:00	14.02	0		2/27/2006 13:00	14.47	0.01
2/27/2006 13:30	14.02	0.01		2/27/2006 13:30	14.47	0.02
2/27/2006 14:00	14.02	0.02		2/27/2006 14:00	14.47	0.03
2/27/2006 14:30	14.02	0.02		2/27/2006 14:30	14.47	0.03
2/27/2006 15:00	14.02	0.02		2/27/2006 15:00	14.47	0.03
2/27/2006 15:30	14.02	0.02		2/27/2006 15:30	14.47	0.03
2/27/2006 16:00	14.02	0.03		2/27/2006 16:00	14.47	0.03
2/27/2006 16:30	14.02	0.03		2/27/2006 16:30	14.47	0.03
2/27/2006 17:00	14.02	0.03		2/27/2006 17:00	14.47	0.04
2/27/2006 17:30	14.04	0.03		2/27/2006 17:30	14.47	0.03
2/27/2006 18:00	14.04	0.03		2/27/2006 18:00	14.47	0.03
2/27/2006 18:30	14.04	0.03		2/27/2006 18:30	14.47	0.03
2/27/2006 19:00	14.04	0.03		2/27/2006 19:00	14.47	0.03
2/27/2006 19:30	14.04	0.02		2/27/2006 19:30	14.47	0.02
2/27/2006 20:00	14.04	0.02		2/27/2006 20:00	14.47	0.02
2/27/2006 20:30	14.04	0.02		2/27/2006 20:30	14.47	0.02
2/27/2006 21:00	14.04	0.02		2/27/2006 21:00	14.47	0.01
2/27/2006 21:30	14.04	0.01		2/27/2006 21:30	14.47	0
2/27/2006 22:00	14.04	-0.01		2/27/2006 22:00	14.47	-0.01
2/27/2006 22:30	14.04	-0.02		2/27/2006 22:30	14.47	-0.02
2/27/2006 23:00	14.04	-0.02		2/27/2006 23:00	14.47	-0.02
2/27/2006 23:30	14.04	-0.02		2/27/2006 23:30	14.47	-0.02
2/28/2006 0:00	14.04	-0.02		2/28/2006 0:00	14.47	-0.02
2/28/2006 0:30	14.04	-0.03		2/28/2006 0:30	14.47	-0.03
2/28/2006 1:00	14.04	-0.03		2/28/2006 1:00	14.47	-0.03
2/28/2006 1:30	14.04	-0.03		2/28/2006 1:30	14.47	-0.03
2/28/2006 2:00	14.04	-0.04		2/28/2006 2:00	14.47	-0.04
2/28/2006 2:30	14.04	-0.04		2/28/2006 2:30	14.47	-0.04
2/28/2006 3:00	14.04	-0.05		2/28/2006 3:00	14.47	-0.05
2/28/2006 3:30	14.04	-0.05		2/28/2006 3:30	14.47	-0.05
2/28/2006 4:00	14.04	-0.06		2/28/2006 4:00	14.47	-0.06
2/28/2006 4:30	14.04	-0.06		2/28/2006 4:30	14.47	-0.06
2/28/2006 5:00	14.04	-0.05		2/28/2006 5:00	14.47	-0.05
2/28/2006 5:30	14.04	-0.05		2/28/2006 5:30	14.47	-0.05

2/28/2006 6:00	14.04	-0.05		2/28/2006 6:00	14.47	-0.05
2/28/2006 6:30	14.04	-0.05		2/28/2006 6:30	14.47	-0.05
2/28/2006 7:00	14.04	-0.05		2/28/2006 7:00	14.47	-0.05
2/28/2006 7:30	14.04	-0.05		2/28/2006 7:30	14.47	-0.05
2/28/2006 8:00	14.04	-0.05		2/28/2006 8:00	14.47	-0.05
2/28/2006 8:30	14.04	-0.05		2/28/2006 8:30	14.47	-0.05

Appendix J: Smart Reader Data – Middle Tier

84728 - Control Middle			84727 - Test Middle		
Timestamp	Ext Temp (°C)	Pressure (PSI)	Timestamp	Ext Temp (°C)	Pressure (PSI)
1/31/2006 12:30	14.04	0.05	1/31/2006 12:29	14.23	-0.08
1/31/2006 13:00	14.04	0.05	1/31/2006 12:59	14.23	-0.07
1/31/2006 13:30	14.04	0.05	1/31/2006 13:29	14.23	-0.07
1/31/2006 14:00	14.04	0.05	1/31/2006 13:59	14.23	-0.07
1/31/2006 14:30	14.04	0.05	1/31/2006 14:29	14.23	-0.06
1/31/2006 15:00	14.04	0.06	1/31/2006 14:59	14.23	-0.06
1/31/2006 15:30	14.04	0.05	1/31/2006 15:29	14.23	-0.06
1/31/2006 16:00	14.04	0.05	1/31/2006 15:59	14.23	-0.05
1/31/2006 16:30	14.04	0.06	1/31/2006 16:29	14.23	-0.05
1/31/2006 17:00	14.02	0.06	1/31/2006 16:59	14.23	-0.05
1/31/2006 17:30	14.02	0.05	1/31/2006 17:29	14.23	-0.05
1/31/2006 18:00	14.02	0.05	1/31/2006 17:59	14.23	-0.05
1/31/2006 18:30	14.02	0.04	1/31/2006 18:29	14.23	-0.05
1/31/2006 19:00	14.02	0.04	1/31/2006 18:59	14.23	-0.06
1/31/2006 19:30	14.02	0.03	1/31/2006 19:29	14.23	-0.06
1/31/2006 20:00	14.02	0.02	1/31/2006 19:59	14.23	-0.06
1/31/2006 20:30	13.99	0.02	1/31/2006 20:29	14.23	-0.06
1/31/2006 21:00	13.99	0.01	1/31/2006 20:59	14.23	-0.07
1/31/2006 21:30	13.99	0.01	1/31/2006 21:29	14.23	-0.06
1/31/2006 22:00	13.99	0.01	1/31/2006 21:59	14.23	-0.06
1/31/2006 22:30	13.99	0	1/31/2006 22:29	14.23	-0.07
1/31/2006 23:00	13.99	0	1/31/2006 22:59	14.23	-0.07
1/31/2006 23:30	13.99	0	1/31/2006 23:29	14.23	-0.07
2/1/2006 0:00	13.99	-0.01	1/31/2006 23:59	14.23	-0.06
2/1/2006 0:30	13.99	0	2/1/2006 0:29	14.23	-0.06
2/1/2006 1:00	13.99	0	2/1/2006 0:59	14.23	-0.05
2/1/2006 1:30	13.99	0	2/1/2006 1:29	14.23	-0.05
2/1/2006 2:00	13.99	0	2/1/2006 1:59	14.23	-0.05
2/1/2006 2:30	13.99	0.01	2/1/2006 2:29	22.4	-0.04
2/1/2006 3:00	13.99	0.01	2/1/2006 2:59	152.85	-0.04
2/1/2006 3:30	13.99	0.01	2/1/2006 3:29	152.85	-0.04
2/1/2006 4:00	13.99	0	2/1/2006 3:59	152.85	-0.04
2/1/2006 4:30	14.02	0	2/1/2006 4:29	152.85	-0.04
2/1/2006 5:00	14.02	0.01	2/1/2006 4:59	152.85	-0.04
2/1/2006 5:30	14.02	0.01	2/1/2006 5:29	152.85	-0.03
2/1/2006 6:00	14.02	0.01	2/1/2006 5:59	152.85	-0.03
2/1/2006 6:30	14.02	0.01	2/1/2006 6:29	152.85	-0.03
2/1/2006 7:00	14.04	0.01	2/1/2006 6:59	152.85	-0.03
2/1/2006 7:30	14.04	0	2/1/2006 7:29	152.85	-0.03
2/1/2006 8:00	14.04	0	2/1/2006 7:59	152.85	-0.04
2/1/2006 8:30	14.04	-0.01	2/1/2006 8:29	152.85	-0.04
2/1/2006 9:00	14.04	-0.01	2/1/2006 8:59	152.85	-0.04
2/1/2006 9:30	14.04	-0.01	2/1/2006 9:29	152.85	-0.03
2/1/2006 10:00	14.04	-0.01	2/1/2006 9:59	152.85	-0.03
2/1/2006 10:30	14.04	-0.01	2/1/2006 10:29	152.85	-0.03
2/1/2006 11:00	14.04	-0.01	2/1/2006 10:59	152.85	-0.03
2/1/2006 11:30	14.04	-0.01	2/1/2006 11:29	152.85	-0.03
2/1/2006 12:00	14.04	-0.01	2/1/2006 11:59	152.85	-0.03
2/1/2006 12:30	14.04	-0.01	2/1/2006 12:29	152.85	-0.03

2/1/2006 13:00	14.04	-0.01		2/1/2006 12:59	152.85	-0.03
2/1/2006 13:30	14.04	0		2/1/2006 13:29	152.85	-0.02
2/1/2006 14:00	14.04	-0.01		2/1/2006 13:59	152.85	-0.03
2/1/2006 14:30	14.04	-0.01		2/1/2006 14:29	152.85	-0.03
2/1/2006 15:00	14.04	-0.01		2/1/2006 14:59	152.85	-0.03
2/1/2006 15:30	14.04	-0.01		2/1/2006 15:29	152.85	-0.02
2/1/2006 16:00	14.02	0		2/1/2006 15:59	152.85	-0.02
2/1/2006 16:30	14.04	0.01		2/1/2006 16:29	152.85	-0.01
2/1/2006 17:00	14.02	0		2/1/2006 16:59	152.85	-0.02
2/1/2006 17:30	14.02	0		2/1/2006 17:29	152.85	-0.02
2/1/2006 18:00	14.02	-0.01		2/1/2006 17:59	152.85	-0.02
2/1/2006 18:30	14.02	-0.01		2/1/2006 18:29	152.85	-0.02
2/1/2006 19:00	14.02	-0.01		2/1/2006 18:59	152.85	-0.02
2/1/2006 19:30	14.02	-0.01		2/1/2006 19:29	152.85	-0.02
2/1/2006 20:00	14.02	-0.01		2/1/2006 19:59	152.85	-0.02
2/1/2006 20:30	14.02	-0.01		2/1/2006 20:29	152.85	-0.02
2/1/2006 21:00	14.02	-0.01		2/1/2006 20:59	152.85	-0.03
2/1/2006 21:30	14.02	-0.02		2/1/2006 21:29	152.85	-0.03
2/1/2006 22:00	14.02	-0.02		2/1/2006 21:59	152.85	-0.03
2/1/2006 22:30	14.02	-0.02		2/1/2006 22:29	152.85	-0.03
2/1/2006 23:00	14.02	-0.01		2/1/2006 22:59	152.85	-0.02
2/1/2006 23:30	14.02	-0.01		2/1/2006 23:29	152.85	-0.02
2/2/2006 0:00	14.02	-0.01		2/1/2006 23:59	152.85	-0.02
2/2/2006 0:30	14.02	0		2/2/2006 0:29	152.85	-0.01
2/2/2006 1:00	14.02	0		2/2/2006 0:59	152.85	-0.01
2/2/2006 1:30	14.04	0.01		2/2/2006 1:29	152.85	0
2/2/2006 2:00	14.04	0.01		2/2/2006 1:59	152.85	0
2/2/2006 2:30	14.04	0.02		2/2/2006 2:29	152.85	0
2/2/2006 3:00	14.04	0.02		2/2/2006 2:59	152.85	0
2/2/2006 3:30	14.04	0.01		2/2/2006 3:29	152.85	0
2/2/2006 4:00	14.04	0.01		2/2/2006 3:59	152.85	-0.01
2/2/2006 4:30	14.04	0.01		2/2/2006 4:29	152.85	-0.01
2/2/2006 5:00	14.07	0.01		2/2/2006 4:59	152.85	-0.01
2/2/2006 5:30	14.07	0.02		2/2/2006 5:29	152.85	-0.01
2/2/2006 6:00	14.07	0.02		2/2/2006 5:59	152.85	-0.01
2/2/2006 6:30	14.07	0.01		2/2/2006 6:29	152.85	-0.01
2/2/2006 7:00	14.1	0.01		2/2/2006 6:59	152.85	-0.01
2/2/2006 7:30	14.07	0.01		2/2/2006 7:29	152.85	-0.01
2/2/2006 8:00	14.1	0.01		2/2/2006 7:59	152.85	-0.01
2/2/2006 8:30	14.1	0.01		2/2/2006 8:29	152.85	-0.01
2/2/2006 9:00	14.1	0.01		2/2/2006 8:59	152.85	-0.01
2/2/2006 9:30	14.1	0.01		2/2/2006 9:29	152.85	-0.01
2/2/2006 10:00	14.1	0.02		2/2/2006 9:59	152.85	-0.01
2/2/2006 10:30	14.1	0.01		2/2/2006 10:29	152.85	-0.01
2/2/2006 11:00	14.1	0.02		2/2/2006 10:59	152.85	-0.01
2/2/2006 11:30	14.1	0.01		2/2/2006 11:29	152.85	-0.01
2/2/2006 12:00	14.1	0.01		2/2/2006 11:59	152.85	-0.01
2/2/2006 12:30	14.1	0.01		2/2/2006 12:29	152.85	-0.01
2/2/2006 13:00	14.1	0.02		2/2/2006 12:59	152.85	-0.01
2/2/2006 13:30	14.1	0.02		2/2/2006 13:29	152.85	-0.01
2/2/2006 14:00	14.1	0.02		2/2/2006 13:59	152.85	0
2/2/2006 14:30	14.1	0.02		2/2/2006 14:29	152.85	-0.01
2/2/2006 15:00	14.1	0.02		2/2/2006 14:59	152.85	-0.01
2/2/2006 15:30	14.1	0.02		2/2/2006 15:29	152.85	0
2/2/2006 16:00	14.1	0.02		2/2/2006 15:59	152.85	0

2/2/2006 16:30	14.1	0.02		2/2/2006 16:29	152.85	-0.01
2/2/2006 17:00	14.1	0.02		2/2/2006 16:59	152.85	-0.01
2/2/2006 17:30	14.1	0.02		2/2/2006 17:29	152.85	-0.01
2/2/2006 18:00	14.1	0.02		2/2/2006 17:59	152.85	-0.01
2/2/2006 18:30	14.1	0.02		2/2/2006 18:29	152.85	-0.01
2/2/2006 19:00	14.1	0.02		2/2/2006 18:59	152.85	-0.01
2/2/2006 19:30	14.1	0.02		2/2/2006 19:29	152.85	-0.01
2/2/2006 20:00	14.1	0.01		2/2/2006 19:59	152.85	-0.01
2/2/2006 20:30	14.1	0.01		2/2/2006 20:29	152.85	-0.02
2/2/2006 21:00	14.1	0.01		2/2/2006 20:59	152.85	-0.02
2/2/2006 21:30	14.1	0		2/2/2006 21:29	152.85	-0.02
2/2/2006 22:00	14.1	0		2/2/2006 21:59	152.85	-0.02
2/2/2006 22:30	14.1	-0.01		2/2/2006 22:29	152.85	-0.03
2/2/2006 23:00	14.1	-0.01		2/2/2006 22:59	152.85	-0.03
2/2/2006 23:30	14.1	-0.01		2/2/2006 23:29	152.85	-0.03
2/3/2006 0:00	14.1	0		2/2/2006 23:59	152.85	-0.02
2/3/2006 0:30	14.1	0		2/3/2006 0:29	152.85	-0.02
2/3/2006 1:00	14.1	0.01		2/3/2006 0:59	152.85	-0.01
2/3/2006 1:30	14.1	0.02		2/3/2006 1:29	152.85	-0.01
2/3/2006 2:00	14.1	0.02		2/3/2006 1:59	152.85	0
2/3/2006 2:30	14.1	0.02		2/3/2006 2:29	152.85	0
2/3/2006 3:00	14.12	0.02		2/3/2006 2:59	152.85	0
2/3/2006 3:30	14.12	0.02		2/3/2006 3:29	152.85	0
2/3/2006 4:00	14.12	0.03		2/3/2006 3:59	152.85	0
2/3/2006 4:30	14.12	0.03		2/3/2006 4:29	152.85	0
2/3/2006 5:00	14.12	0.02		2/3/2006 4:59	152.85	0
2/3/2006 5:30	14.12	0.03		2/3/2006 5:29	152.85	0
2/3/2006 6:00	14.12	0.03		2/3/2006 5:59	152.85	0
2/3/2006 6:30	14.15	0.02		2/3/2006 6:29	152.85	-0.01
2/3/2006 7:00	14.15	0.02		2/3/2006 6:59	152.85	-0.01
2/3/2006 7:30	14.15	0.02		2/3/2006 7:29	152.85	-0.01
2/3/2006 8:00	14.15	0.02		2/3/2006 7:59	152.85	-0.01
2/3/2006 8:30	14.15	0.01		2/3/2006 8:29	152.85	-0.02
2/3/2006 9:00	14.15	0.01		2/3/2006 8:59	152.85	-0.02
2/3/2006 9:30	14.15	0.01		2/3/2006 9:29	152.85	-0.02
2/3/2006 10:00	14.15	0.01		2/3/2006 9:59	152.85	-0.02
2/3/2006 10:30	14.15	0.01		2/3/2006 10:29	152.85	-0.02
2/3/2006 11:00	14.18	0.01		2/3/2006 10:59	152.85	-0.02
2/3/2006 11:30	14.18	0.01		2/3/2006 11:29	152.85	-0.01
2/3/2006 12:00	14.18	0.01		2/3/2006 11:59	152.85	-0.01
2/3/2006 12:30	14.18	0.01		2/3/2006 12:29	152.85	-0.01
2/3/2006 13:00	14.18	0.01		2/3/2006 12:59	152.85	-0.01
2/3/2006 13:30	14.18	0.01		2/3/2006 13:29	152.85	-0.01
2/3/2006 14:00	14.18	0.01		2/3/2006 13:59	152.85	-0.01
2/3/2006 14:30	14.18	0.01		2/3/2006 14:29	152.85	-0.01
2/3/2006 15:00	14.18	0.01		2/3/2006 14:59	152.85	-0.01
2/3/2006 15:30	14.18	0.01		2/3/2006 15:29	152.85	-0.01
2/3/2006 16:00	14.18	0.01		2/3/2006 15:59	152.85	-0.01
2/3/2006 16:30	14.15	0.02		2/3/2006 16:29	152.85	-0.01
2/3/2006 17:00	14.15	0.01		2/3/2006 16:59	152.85	-0.01
2/3/2006 17:30	14.15	0.01		2/3/2006 17:29	152.85	-0.01
2/3/2006 18:00	14.15	0.01		2/3/2006 17:59	152.85	-0.01
2/3/2006 18:30	14.15	0.01		2/3/2006 18:29	152.85	-0.01
2/3/2006 19:00	14.15	0		2/3/2006 18:59	152.85	-0.02
2/3/2006 19:30	14.15	0		2/3/2006 19:29	152.85	-0.02

2/3/2006 20:00	14.15	-0.01		2/3/2006 19:59	152.85	-0.02
2/3/2006 20:30	14.15	-0.01		2/3/2006 20:29	152.85	-0.03
2/3/2006 21:00	14.15	-0.01		2/3/2006 20:59	152.85	-0.03
2/3/2006 21:30	14.15	-0.01		2/3/2006 21:29	152.85	-0.03
2/3/2006 22:00	14.15	-0.02		2/3/2006 21:59	152.85	-0.03
2/3/2006 22:30	14.15	-0.02		2/3/2006 22:29	152.85	-0.03
2/3/2006 23:00	14.15	-0.02		2/3/2006 22:59	152.85	-0.03
2/3/2006 23:30	14.15	-0.01		2/3/2006 23:29	152.85	-0.02
2/4/2006 0:00	14.15	-0.01		2/3/2006 23:59	152.85	-0.02
2/4/2006 0:30	14.15	-0.01		2/4/2006 0:29	152.85	-0.02
2/4/2006 1:00	14.15	0		2/4/2006 0:59	152.85	-0.01
2/4/2006 1:30	14.15	0.01		2/4/2006 1:29	152.85	-0.01
2/4/2006 2:00	14.15	0.02		2/4/2006 1:59	152.85	0
2/4/2006 2:30	14.15	0.02		2/4/2006 2:29	152.85	0
2/4/2006 3:00	14.18	0.03		2/4/2006 2:59	152.85	0.01
2/4/2006 3:30	14.18	0.03		2/4/2006 3:29	152.85	0.01
2/4/2006 4:00	14.18	0.03		2/4/2006 3:59	152.85	0.01
2/4/2006 4:30	14.18	0.03		2/4/2006 4:29	152.85	0.01
2/4/2006 5:00	14.2	0.03		2/4/2006 4:59	152.85	0.01
2/4/2006 5:30	14.2	0.04		2/4/2006 5:29	152.85	0.01
2/4/2006 6:00	14.2	0.04		2/4/2006 5:59	152.85	0.01
2/4/2006 6:30	14.2	0.04		2/4/2006 6:29	152.85	0.01
2/4/2006 7:00	14.2	0.04		2/4/2006 6:59	152.85	0.01
2/4/2006 7:30	14.23	0.04		2/4/2006 7:29	152.85	0.01
2/4/2006 8:00	14.23	0.04		2/4/2006 7:59	152.85	0.01
2/4/2006 8:30	14.23	0.04		2/4/2006 8:29	152.85	0.01
2/4/2006 9:00	14.23	0.03		2/4/2006 8:59	152.85	0
2/4/2006 9:30	14.23	0.03		2/4/2006 9:29	152.85	0
2/4/2006 10:00	14.23	0.03		2/4/2006 9:59	152.85	0
2/4/2006 10:30	14.23	0.03		2/4/2006 10:29	152.85	0
2/4/2006 11:00	14.23	0.03		2/4/2006 10:59	152.85	-0.01
2/4/2006 11:30	14.23	0.02		2/4/2006 11:29	152.85	-0.01
2/4/2006 12:00	14.23	0.01		2/4/2006 11:59	152.85	-0.02
2/4/2006 12:30	14.23	0.01		2/4/2006 12:29	152.85	-0.02
2/4/2006 13:00	14.23	0.01		2/4/2006 12:59	152.85	-0.01
2/4/2006 13:30	14.23	0.01		2/4/2006 13:29	152.85	-0.01
2/4/2006 14:00	14.23	0.01		2/4/2006 13:59	152.85	-0.01
2/4/2006 14:30	14.2	0.01		2/4/2006 14:29	152.85	-0.02
2/4/2006 15:00	14.2	0.01		2/4/2006 14:59	152.85	-0.01
2/4/2006 15:30	14.2	0.02		2/4/2006 15:29	152.85	-0.01
2/4/2006 16:00	14.2	0.01		2/4/2006 15:59	152.85	-0.01
2/4/2006 16:30	14.2	0.01		2/4/2006 16:29	152.85	-0.01
2/4/2006 17:00	14.2	0.01		2/4/2006 16:59	152.85	-0.02
2/4/2006 17:30	14.2	0.01		2/4/2006 17:29	152.85	-0.01
2/4/2006 18:00	14.2	0.01		2/4/2006 17:59	152.85	-0.02
2/4/2006 18:30	14.2	0		2/4/2006 18:29	152.85	-0.02
2/4/2006 19:00	14.2	0		2/4/2006 18:59	152.85	-0.02
2/4/2006 19:30	14.2	-0.01		2/4/2006 19:29	152.85	-0.03
2/4/2006 20:00	14.2	-0.01		2/4/2006 19:59	152.85	-0.03
2/4/2006 20:30	14.2	-0.02		2/4/2006 20:29	152.85	-0.03
2/4/2006 21:00	14.2	-0.03		2/4/2006 20:59	152.85	-0.04
2/4/2006 21:30	14.2	-0.03		2/4/2006 21:29	152.85	-0.04
2/4/2006 22:00	14.2	-0.03		2/4/2006 21:59	152.85	-0.04
2/4/2006 22:30	14.2	-0.04		2/4/2006 22:29	152.85	-0.04
2/4/2006 23:00	14.2	-0.04		2/4/2006 22:59	152.85	-0.04

2/4/2006 23:30	14.2	-0.04		2/4/2006 23:29	152.85	-0.04
2/5/2006 0:00	14.2	-0.04		2/4/2006 23:59	152.85	-0.04
2/5/2006 0:30	14.2	-0.03		2/5/2006 0:29	152.85	-0.03
2/5/2006 1:00	14.2	-0.03		2/5/2006 0:59	152.85	-0.03
2/5/2006 1:30	14.2	-0.03		2/5/2006 1:29	152.85	-0.03
2/5/2006 2:00	14.2	-0.02		2/5/2006 1:59	152.85	-0.02
2/5/2006 2:30	14.2	-0.02		2/5/2006 2:29	152.85	-0.02
2/5/2006 3:00	14.2	-0.02		2/5/2006 2:59	152.85	-0.02
2/5/2006 3:30	14.2	-0.02		2/5/2006 3:29	152.85	-0.02
2/5/2006 4:00	14.2	-0.02		2/5/2006 3:59	152.85	-0.01
2/5/2006 4:30	14.2	-0.01		2/5/2006 4:29	152.85	-0.01
2/5/2006 5:00	14.2	-0.01		2/5/2006 4:59	152.85	-0.01
2/5/2006 5:30	14.2	-0.01		2/5/2006 5:29	152.85	-0.01
2/5/2006 6:00	14.23	-0.01		2/5/2006 5:59	152.85	-0.01
2/5/2006 6:30	14.23	-0.01		2/5/2006 6:29	152.85	-0.01
2/5/2006 7:00	14.23	-0.01		2/5/2006 6:59	152.85	-0.01
2/5/2006 7:30	14.23	-0.01		2/5/2006 7:29	152.85	-0.01
2/5/2006 8:00	14.23	-0.01		2/5/2006 7:59	152.85	-0.01
2/5/2006 8:30	14.23	-0.01		2/5/2006 8:29	152.85	-0.01
2/5/2006 9:00	14.23	-0.02		2/5/2006 8:59	152.85	-0.01
2/5/2006 9:30	14.23	-0.02		2/5/2006 9:29	152.85	-0.02
2/5/2006 10:00	14.23	-0.02		2/5/2006 9:59	152.85	-0.02
2/5/2006 10:30	14.23	-0.02		2/5/2006 10:29	152.85	-0.02
2/5/2006 11:00	14.23	-0.02		2/5/2006 10:59	152.85	-0.02
2/5/2006 11:30	14.23	-0.02		2/5/2006 11:29	152.85	-0.02
2/5/2006 12:00	14.23	-0.02		2/5/2006 11:59	152.85	-0.02
2/5/2006 12:30	14.23	-0.03		2/5/2006 12:29	152.85	-0.02
2/5/2006 13:00	14.23	-0.03		2/5/2006 12:59	152.85	-0.02
2/5/2006 13:30	14.23	-0.03		2/5/2006 13:29	152.85	-0.02
2/5/2006 14:00	14.23	-0.03		2/5/2006 13:59	152.85	-0.02
2/5/2006 14:30	14.23	-0.03		2/5/2006 14:29	152.85	-0.02
2/5/2006 15:00	14.2	-0.03		2/5/2006 14:59	152.85	-0.02
2/5/2006 15:30	14.2	-0.02		2/5/2006 15:29	152.85	-0.01
2/5/2006 16:00	14.2	-0.02		2/5/2006 15:59	152.85	-0.01
2/5/2006 16:30	14.2	-0.02		2/5/2006 16:29	152.85	-0.01
2/5/2006 17:00	14.2	-0.02		2/5/2006 16:59	152.85	-0.01
2/5/2006 17:30	14.2	-0.02		2/5/2006 17:29	152.85	-0.01
2/5/2006 18:00	14.2	-0.02		2/5/2006 17:59	152.85	-0.02
2/5/2006 18:30	14.2	-0.02		2/5/2006 18:29	152.85	-0.02
2/5/2006 19:00	14.2	-0.03		2/5/2006 18:59	152.85	-0.02
2/5/2006 19:30	14.2	-0.03		2/5/2006 19:29	152.85	-0.02
2/5/2006 20:00	14.2	-0.04		2/5/2006 19:59	152.85	-0.03
2/5/2006 20:30	14.2	-0.04		2/5/2006 20:29	152.85	-0.03
2/5/2006 21:00	14.18	-0.04		2/5/2006 20:59	152.85	-0.03
2/5/2006 21:30	14.18	-0.04		2/5/2006 21:29	152.85	-0.03
2/5/2006 22:00	14.18	-0.04		2/5/2006 21:59	152.85	-0.03
2/5/2006 22:30	14.18	-0.04		2/5/2006 22:29	152.85	-0.03
2/5/2006 23:00	14.18	-0.04		2/5/2006 22:59	152.85	-0.03
2/5/2006 23:30	14.18	-0.04		2/5/2006 23:29	152.85	-0.02
2/6/2006 0:00	14.18	-0.03		2/5/2006 23:59	152.85	-0.02
2/6/2006 0:30	14.18	-0.02		2/6/2006 0:29	152.85	-0.01
2/6/2006 1:00	14.18	-0.02		2/6/2006 0:59	152.85	0
2/6/2006 1:30	14.18	-0.01		2/6/2006 1:29	152.85	0
2/6/2006 2:00	14.18	-0.01		2/6/2006 1:59	152.85	0.01
2/6/2006 2:30	14.18	0		2/6/2006 2:29	152.85	0.01

2/6/2006 3:00	14.18	0		2/6/2006 2:59	152.85	0.01
2/6/2006 3:30	14.18	0.01		2/6/2006 3:29	152.85	0.01
2/6/2006 4:00	14.2	0.01		2/6/2006 3:59	152.85	0.02
2/6/2006 4:30	14.2	0.01		2/6/2006 4:29	152.85	0.02
2/6/2006 5:00	14.2	0.01		2/6/2006 4:59	152.85	0.01
2/6/2006 5:30	14.2	0.01		2/6/2006 5:29	152.85	0.01
2/6/2006 6:00	14.2	0.01		2/6/2006 5:59	152.85	0.01
2/6/2006 6:30	14.23	0		2/6/2006 6:29	152.85	0
2/6/2006 7:00	14.23	0		2/6/2006 6:59	152.85	0
2/6/2006 7:30	14.23	0		2/6/2006 7:29	152.85	0
2/6/2006 8:00	14.23	0		2/6/2006 7:59	152.85	0
2/6/2006 8:30	14.23	0		2/6/2006 8:29	152.85	0
2/6/2006 9:00	14.23	-0.01		2/6/2006 8:59	152.85	-0.01
2/6/2006 9:30	14.23	-0.01		2/6/2006 9:29	152.85	-0.01
2/6/2006 10:00	14.23	-0.01		2/6/2006 9:59	152.85	-0.01
2/6/2006 10:30	14.23	-0.01		2/6/2006 10:29	152.85	-0.01
2/6/2006 11:00	14.23	-0.02		2/6/2006 10:59	152.85	-0.01
2/6/2006 11:30	14.23	-0.02		2/6/2006 11:29	152.85	-0.01
2/6/2006 12:00	14.23	-0.02		2/6/2006 11:59	152.85	-0.01
2/6/2006 12:30	14.23	-0.02		2/6/2006 12:29	152.85	-0.01
2/6/2006 13:00	14.23	-0.02		2/6/2006 12:59	152.85	-0.01
2/6/2006 13:30	14.23	-0.02		2/6/2006 13:29	152.85	-0.01
2/6/2006 14:00	14.2	-0.02		2/6/2006 13:59	152.85	-0.01
2/6/2006 14:30	14.2	-0.02		2/6/2006 14:29	152.85	-0.01
2/6/2006 15:00	14.2	-0.02		2/6/2006 14:59	152.85	-0.01
2/6/2006 15:30	14.2	-0.02		2/6/2006 15:29	152.85	-0.01
2/6/2006 16:00	14.2	-0.02		2/6/2006 15:59	152.85	-0.01
2/6/2006 16:30	14.2	-0.03		2/6/2006 16:29	152.85	-0.02
2/6/2006 17:00	14.2	-0.03		2/6/2006 16:59	152.85	-0.02
2/6/2006 17:30	14.2	-0.04		2/6/2006 17:29	152.85	-0.03
2/6/2006 18:00	14.2	-0.04		2/6/2006 17:59	152.85	-0.03
2/6/2006 18:30	14.2	-0.05		2/6/2006 18:29	152.85	-0.03
2/6/2006 19:00	14.18	-0.06		2/6/2006 18:59	152.85	-0.04
2/6/2006 19:30	14.18	-0.06		2/6/2006 19:29	152.85	-0.04
2/6/2006 20:00	14.18	-0.07		2/6/2006 19:59	152.85	-0.05
2/6/2006 20:30	14.18	-0.07		2/6/2006 20:29	152.85	-0.05
2/6/2006 21:00	14.18	-0.08		2/6/2006 20:59	152.85	-0.05
2/6/2006 21:30	14.18	-0.08		2/6/2006 21:29	152.85	-0.05
2/6/2006 22:00	14.15	-0.08		2/6/2006 21:59	152.85	-0.05
2/6/2006 22:30	14.18	-0.09		2/6/2006 22:29	152.85	-0.05
2/6/2006 23:00	14.15	-0.09		2/6/2006 22:59	152.85	-0.05
2/6/2006 23:30	14.15	-0.08		2/6/2006 23:29	152.85	-0.04
2/7/2006 0:00	14.15	-0.08		2/6/2006 23:59	152.85	-0.04
2/7/2006 0:30	14.15	-0.08		2/7/2006 0:29	152.85	-0.04
2/7/2006 1:00	14.15	-0.07		2/7/2006 0:59	152.85	-0.03
2/7/2006 1:30	14.15	-0.06		2/7/2006 1:29	152.85	-0.02
2/7/2006 2:00	14.15	-0.06		2/7/2006 1:59	152.85	-0.02
2/7/2006 2:30	14.15	-0.06		2/7/2006 2:29	152.85	-0.01
2/7/2006 3:00	14.15	-0.05		2/7/2006 2:59	152.85	-0.01
2/7/2006 3:30	14.18	-0.05		2/7/2006 3:29	152.85	-0.01
2/7/2006 4:00	14.18	-0.05		2/7/2006 3:59	152.85	-0.01
2/7/2006 4:30	14.18	-0.05		2/7/2006 4:29	152.85	-0.01
2/7/2006 5:00	14.18	-0.05		2/7/2006 4:59	152.85	-0.01
2/7/2006 5:30	14.2	-0.05		2/7/2006 5:29	152.85	-0.01
2/7/2006 6:00	14.2	-0.05		2/7/2006 5:59	152.85	-0.01

2/7/2006 6:30	14.2	-0.05		2/7/2006 6:29	152.85	-0.01
2/7/2006 7:00	14.2	-0.05		2/7/2006 6:59	152.85	-0.01
2/7/2006 7:30	14.2	-0.06		2/7/2006 7:29	152.85	-0.02
2/7/2006 8:00	14.2	-0.06		2/7/2006 7:59	152.85	-0.02
2/7/2006 8:30	14.23	-0.06		2/7/2006 8:29	152.85	-0.02
2/7/2006 9:00	14.23	-0.06		2/7/2006 8:59	152.85	-0.02
2/7/2006 9:30	14.23	-0.06		2/7/2006 9:29	152.85	-0.02
2/7/2006 10:00	14.23	-0.06		2/7/2006 9:59	152.85	-0.02
2/7/2006 10:30	14.23	-0.06		2/7/2006 10:29	152.85	-0.02
2/7/2006 11:00	14.23	-0.06		2/7/2006 10:59	152.85	-0.02
2/7/2006 11:30	14.23	-0.06		2/7/2006 11:29	152.85	-0.02
2/7/2006 12:00	14.23	-0.06		2/7/2006 11:59	152.85	-0.02
2/7/2006 12:30	14.23	-0.06		2/7/2006 12:29	152.85	-0.02
2/7/2006 13:00	14.23	-0.06		2/7/2006 12:59	152.85	-0.01
2/7/2006 13:30	14.23	-0.06		2/7/2006 13:29	152.85	-0.01
2/7/2006 14:00	14.2	-0.06		2/7/2006 13:59	152.85	-0.01
2/7/2006 14:30	14.23	-0.06		2/7/2006 14:29	152.85	-0.01
2/7/2006 15:00	14.2	-0.06		2/7/2006 14:59	152.85	-0.01
2/7/2006 15:30	14.2	-0.06		2/7/2006 15:29	152.85	-0.01
2/7/2006 16:00	14.2	-0.06		2/7/2006 15:59	152.85	-0.01
2/7/2006 16:30	14.2	-0.06		2/7/2006 16:29	152.85	-0.01
2/7/2006 17:00	14.2	-0.05		2/7/2006 16:59	152.85	-0.01
2/7/2006 17:30	14.2	-0.05		2/7/2006 17:29	152.85	-0.01
2/7/2006 18:00	14.2	-0.05		2/7/2006 17:59	152.85	-0.01
2/7/2006 18:30	14.2	-0.05		2/7/2006 18:29	152.85	-0.01
2/7/2006 19:00	14.2	-0.06		2/7/2006 18:59	152.85	-0.01
2/7/2006 19:30	14.2	-0.06		2/7/2006 19:29	152.85	-0.01
2/7/2006 20:00	14.18	-0.07		2/7/2006 19:59	152.85	-0.02
2/7/2006 20:30	14.18	-0.07		2/7/2006 20:29	152.85	-0.02
2/7/2006 21:00	14.18	-0.08		2/7/2006 20:59	152.85	-0.03
2/7/2006 21:30	14.18	-0.08		2/7/2006 21:29	152.85	-0.03
2/7/2006 18:30	14.2	-0.05		2/7/2006 18:30	14.44	0.02
2/7/2006 19:00	14.2	-0.04		2/7/2006 19:00	14.44	0.02
2/7/2006 19:30	14.2	-0.04		2/7/2006 19:30	14.44	0.02
2/7/2006 20:00	14.2	-0.04		2/7/2006 20:00	14.47	0.02
2/7/2006 20:30	14.23	-0.04		2/7/2006 20:30	14.47	0.02
2/7/2006 21:00	14.23	-0.04		2/7/2006 21:00	14.47	0.02
2/7/2006 21:30	14.23	-0.04		2/7/2006 21:30	14.47	0.01
2/7/2006 22:00	14.26	-0.04		2/7/2006 22:00	14.47	0.01
2/7/2006 22:30	14.26	-0.04		2/7/2006 22:30	14.47	0.01
2/7/2006 23:00	14.26	-0.04		2/7/2006 23:00	14.5	0.01
2/7/2006 23:30	14.26	-0.04		2/7/2006 23:30	14.5	0.01
2/8/2006 0:00	14.26	-0.05		2/8/2006 0:00	14.5	0
2/8/2006 0:30	14.26	-0.05		2/8/2006 0:30	14.5	0
2/8/2006 1:00	14.26	-0.05		2/8/2006 1:00	14.5	0
2/8/2006 1:30	14.28	-0.05		2/8/2006 1:30	14.5	0
2/8/2006 2:00	14.28	-0.05		2/8/2006 2:00	14.5	0
2/8/2006 2:30	14.28	-0.05		2/8/2006 2:30	14.5	0
2/8/2006 3:00	14.28	-0.05		2/8/2006 3:00	14.5	0
2/8/2006 3:30	14.26	-0.05		2/8/2006 3:30	14.5	0
2/8/2006 4:00	14.26	-0.05		2/8/2006 4:00	14.5	0
2/8/2006 4:30	14.26	-0.05		2/8/2006 4:30	14.5	0
2/8/2006 5:00	14.26	-0.05		2/8/2006 5:00	14.5	0
2/8/2006 5:30	14.26	-0.05		2/8/2006 5:30	14.5	0
2/8/2006 6:00	14.26	-0.05		2/8/2006 6:00	14.5	0

2/8/2006 6:30	14.26	-0.05		2/8/2006 6:30	14.5	0
2/8/2006 7:00	14.26	-0.05		2/8/2006 7:00	14.5	0
2/8/2006 7:30	14.26	-0.05		2/8/2006 7:30	14.5	0
2/8/2006 8:00	14.26	-0.05		2/8/2006 8:00	14.5	0
2/8/2006 8:30	14.26	-0.05		2/8/2006 8:30	14.5	-0.01
2/8/2006 9:00	14.23	-0.05		2/8/2006 9:00	14.5	-0.01
2/8/2006 9:30	14.23	-0.05		2/8/2006 9:30	14.5	-0.01
2/8/2006 10:00	14.23	-0.05		2/8/2006 10:00	14.5	-0.01
2/8/2006 10:30	14.23	-0.06		2/8/2006 10:30	14.5	-0.01
2/8/2006 11:00	14.23	-0.06		2/8/2006 11:00	14.5	-0.02
2/8/2006 11:30	14.23	-0.07		2/8/2006 11:30	14.5	-0.02
2/8/2006 12:00	14.23	-0.07		2/8/2006 12:00	14.47	-0.02
2/8/2006 12:30	14.23	-0.07		2/8/2006 12:30	14.47	-0.02
2/8/2006 13:00	14.2	-0.07		2/8/2006 13:00	14.47	-0.02
2/8/2006 13:30	14.2	-0.07		2/8/2006 13:30	14.47	-0.02
2/8/2006 14:00	14.2	-0.07		2/8/2006 14:00	14.47	-0.02
2/8/2006 14:30	14.2	-0.06		2/8/2006 14:30	14.47	-0.01
2/8/2006 15:00	14.2	-0.06		2/8/2006 15:00	14.47	-0.01
2/8/2006 15:30	14.2	-0.05		2/8/2006 15:30	14.47	0
2/8/2006 16:00	14.2	-0.04		2/8/2006 16:00	14.47	0
2/8/2006 16:30	14.2	-0.03		2/8/2006 16:30	14.5	0.01
2/8/2006 17:00	14.2	-0.03		2/8/2006 17:00	14.5	0.01
2/8/2006 17:30	14.2	-0.02		2/8/2006 17:30	14.5	0.02
2/8/2006 18:00	14.23	-0.02		2/8/2006 18:00	14.5	0.02
2/8/2006 18:30	14.23	-0.02		2/8/2006 18:30	14.5	0.02
2/8/2006 19:00	14.23	-0.01		2/8/2006 19:00	14.5	0.02
2/8/2006 19:30	14.26	-0.01		2/8/2006 19:30	14.5	0.02
2/8/2006 20:00	14.26	0		2/8/2006 20:00	14.52	0.03
2/8/2006 20:30	14.26	0		2/8/2006 20:30	14.52	0.02
2/8/2006 21:00	14.26	0		2/8/2006 21:00	14.52	0.02
2/8/2006 21:30	14.28	0		2/8/2006 21:30	14.52	0.02
2/8/2006 22:00	14.28	0		2/8/2006 22:00	14.52	0.02
2/8/2006 22:30	14.28	0		2/8/2006 22:30	14.52	0.01
2/8/2006 23:00	14.31	-0.01		2/8/2006 23:00	14.52	0.01
2/8/2006 23:30	14.31	-0.01		2/8/2006 23:30	14.52	0.01
2/9/2006 0:00	14.31	-0.01		2/9/2006 0:00	14.52	0.01
2/9/2006 0:30	14.31	-0.01		2/9/2006 0:30	14.52	0.01
2/9/2006 1:00	14.31	-0.01		2/9/2006 1:00	14.52	0
2/9/2006 1:30	14.34	-0.01		2/9/2006 1:30	14.52	0
2/9/2006 2:00	14.31	-0.01		2/9/2006 2:00	14.52	0
2/9/2006 2:30	14.34	-0.01		2/9/2006 2:30	14.52	0
2/9/2006 3:00	14.34	-0.01		2/9/2006 3:00	14.52	0
2/9/2006 3:30	14.34	-0.01		2/9/2006 3:30	14.52	0
2/9/2006 4:00	14.31	-0.01		2/9/2006 4:00	14.55	0
2/9/2006 4:30	14.31	-0.01		2/9/2006 4:30	14.52	0
2/9/2006 5:00	14.31	-0.01		2/9/2006 5:00	14.52	0
2/9/2006 5:30	14.31	-0.01		2/9/2006 5:30	14.55	0
2/9/2006 6:00	14.31	0		2/9/2006 6:00	14.55	0
2/9/2006 6:30	14.31	0		2/9/2006 6:30	14.52	0.01
2/9/2006 7:00	14.31	0		2/9/2006 7:00	14.52	0.01
2/9/2006 7:30	14.31	0		2/9/2006 7:30	14.52	0.01
2/9/2006 8:00	14.31	0		2/9/2006 8:00	14.52	0.01
2/9/2006 8:30	14.28	0		2/9/2006 8:30	14.52	0.01
2/9/2006 9:00	14.28	0		2/9/2006 9:00	14.52	0
2/9/2006 9:30	14.28	-0.01		2/9/2006 9:30	14.52	0

2/9/2006 10:00	14.28	-0.01		2/9/2006 10:00	14.52	0
2/9/2006 10:30	14.28	-0.01		2/9/2006 10:30	14.52	-0.01
2/9/2006 11:00	14.26	-0.01		2/9/2006 11:00	14.52	-0.01
2/9/2006 11:30	14.26	-0.01		2/9/2006 11:30	14.52	-0.01
2/9/2006 12:00	14.26	-0.02		2/9/2006 12:00	14.52	-0.01
2/9/2006 12:30	14.26	-0.02		2/9/2006 12:30	14.52	-0.02
2/9/2006 13:00	14.26	-0.03		2/9/2006 13:00	14.52	-0.02
2/9/2006 13:30	14.26	-0.03		2/9/2006 13:30	14.52	-0.02
2/9/2006 14:00	14.26	-0.03		2/9/2006 14:00	14.52	-0.02
2/9/2006 14:30	14.26	-0.03		2/9/2006 14:30	14.52	-0.02
2/9/2006 15:00	14.26	-0.02		2/9/2006 15:00	14.52	-0.01
2/9/2006 15:30	14.26	-0.02		2/9/2006 15:30	14.52	-0.01
2/9/2006 16:00	14.26	-0.01		2/9/2006 16:00	14.52	0
2/9/2006 16:30	14.26	0		2/9/2006 16:30	14.52	0
2/9/2006 17:00	14.26	0		2/9/2006 17:00	14.52	0.01
2/9/2006 17:30	14.26	0.01		2/9/2006 17:30	14.55	0.01
2/9/2006 18:00	14.26	0.01		2/9/2006 18:00	14.55	0.01
2/9/2006 18:30	14.26	0.01		2/9/2006 18:30	14.55	0.01
2/9/2006 19:00	14.28	0.01		2/9/2006 19:00	14.55	0.01
2/9/2006 19:30	14.28	0.01		2/9/2006 19:30	14.55	0.01
2/9/2006 20:00	14.31	0.01		2/9/2006 20:00	14.58	0.01
2/9/2006 20:30	14.31	0.01		2/9/2006 20:30	14.58	0.01
2/9/2006 21:00	14.34	0.01		2/9/2006 21:00	14.58	0.01
2/9/2006 21:30	14.34	0.01		2/9/2006 21:30	14.58	0.01
2/9/2006 22:00	14.34	0.01		2/9/2006 22:00	14.58	0
2/9/2006 22:30	14.34	0		2/9/2006 22:30	14.58	0
2/9/2006 23:00	14.34	0		2/9/2006 23:00	14.6	0
2/9/2006 23:30	14.36	0		2/9/2006 23:30	14.6	-0.01
2/10/2006 0:00	14.36	0		2/10/2006 0:00	14.6	-0.01
2/10/2006 0:30	14.36	0		2/10/2006 0:30	14.6	-0.01
2/10/2006 1:00	14.36	-0.01		2/10/2006 1:00	14.6	-0.01
2/10/2006 1:30	14.36	-0.01		2/10/2006 1:30	14.6	-0.01
2/10/2006 2:00	14.36	-0.01		2/10/2006 2:00	14.6	-0.01
2/10/2006 2:30	14.36	-0.01		2/10/2006 2:30	14.6	-0.01
2/10/2006 3:00	14.36	-0.01		2/10/2006 3:00	14.6	-0.01
2/10/2006 3:30	14.36	-0.02		2/10/2006 3:30	14.6	-0.02
2/10/2006 4:00	14.36	-0.02		2/10/2006 4:00	14.6	-0.02
2/10/2006 4:30	14.36	-0.02		2/10/2006 4:30	14.6	-0.02
2/10/2006 5:00	14.36	-0.03		2/10/2006 5:00	14.6	-0.02
2/10/2006 5:30	14.36	-0.03		2/10/2006 5:30	14.6	-0.02
2/10/2006 6:00	14.36	-0.03		2/10/2006 6:00	14.6	-0.02
2/10/2006 6:30	14.36	-0.03		2/10/2006 6:30	14.6	-0.02
2/10/2006 7:00	14.36	-0.03		2/10/2006 7:00	14.6	-0.02
2/10/2006 7:30	14.34	-0.03		2/10/2006 7:30	14.6	-0.02
2/10/2006 8:00	14.34	-0.04		2/10/2006 8:00	14.6	-0.02
2/10/2006 8:30	14.34	-0.04		2/10/2006 8:30	14.6	-0.03
2/10/2006 9:00	14.34	-0.04		2/10/2006 9:00	14.6	-0.03
2/10/2006 9:30	14.34	-0.05		2/10/2006 9:30	14.6	-0.03
2/10/2006 10:00	14.34	-0.05		2/10/2006 10:00	14.6	-0.03
2/10/2006 10:30	14.34	-0.06		2/10/2006 10:30	14.6	-0.04
2/10/2006 11:00	14.34	-0.06		2/10/2006 11:00	14.6	-0.04
2/10/2006 11:30	14.34	-0.07		2/10/2006 11:30	14.6	-0.04
2/10/2006 16:59	14.31	-0.01		2/10/2006 16:59	14.6	-0.03
2/10/2006 17:29	14.31	-0.01		2/10/2006 17:29	14.6	-0.02
2/10/2006 17:59	14.31	-0.01		2/10/2006 17:59	14.6	-0.02

2/10/2006 18:29	14.34	-0.01		2/10/2006 18:29	14.63	-0.02
2/10/2006 18:59	14.34	-0.01		2/10/2006 18:59	14.63	-0.02
2/10/2006 19:29	14.34	-0.01		2/10/2006 19:29	14.63	-0.02
2/10/2006 19:59	14.36	-0.01		2/10/2006 19:59	14.66	-0.02
2/10/2006 20:29	14.36	-0.01		2/10/2006 20:29	14.66	-0.02
2/10/2006 20:59	14.36	-0.01		2/10/2006 20:59	14.66	-0.02
2/10/2006 21:29	14.36	-0.01		2/10/2006 21:29	14.66	-0.02
2/10/2006 21:59	14.39	-0.01		2/10/2006 21:59	14.66	-0.02
2/10/2006 22:29	14.39	-0.01		2/10/2006 22:29	14.66	-0.02
2/10/2006 22:59	14.39	-0.01		2/10/2006 22:59	14.66	-0.02
2/10/2006 23:29	14.42	-0.01		2/10/2006 23:29	14.66	-0.02
2/10/2006 23:59	14.42	-0.01		2/10/2006 23:59	14.66	-0.03
2/11/2006 0:29	14.42	-0.01		2/11/2006 0:29	14.66	-0.03
2/11/2006 0:59	14.42	-0.01		2/11/2006 0:59	14.66	-0.03
2/11/2006 1:29	14.42	-0.01		2/11/2006 1:29	14.66	-0.03
2/11/2006 1:59	14.42	-0.01		2/11/2006 1:59	14.66	-0.03
2/11/2006 2:29	14.42	-0.01		2/11/2006 2:29	14.66	-0.03
2/11/2006 2:59	14.42	-0.01		2/11/2006 2:59	14.66	-0.03
2/11/2006 3:29	14.42	-0.01		2/11/2006 3:29	14.66	-0.03
2/11/2006 3:59	14.42	-0.01		2/11/2006 3:59	14.66	-0.03
2/11/2006 4:29	14.42	-0.01		2/11/2006 4:29	14.66	-0.03
2/11/2006 4:59	14.42	-0.01		2/11/2006 4:59	14.66	-0.03
2/11/2006 5:29	14.42	-0.01		2/11/2006 5:29	14.66	-0.03
2/11/2006 5:59	14.42	-0.01		2/11/2006 5:59	14.66	-0.03
2/11/2006 6:29	14.42	-0.01		2/11/2006 6:29	14.66	-0.03
2/11/2006 6:59	14.42	-0.01		2/11/2006 6:59	14.66	-0.03
2/11/2006 7:29	14.42	-0.01		2/11/2006 7:29	14.66	-0.03
2/11/2006 7:59	14.42	-0.01		2/11/2006 7:59	14.66	-0.03
2/11/2006 8:29	14.42	-0.01		2/11/2006 8:29	14.66	-0.04
2/11/2006 8:59	14.39	-0.01		2/11/2006 8:59	14.66	-0.04
2/11/2006 9:29	14.39	-0.01		2/11/2006 9:29	14.66	-0.04
2/11/2006 9:59	14.39	-0.01		2/11/2006 9:59	14.66	-0.04
2/11/2006 10:29	14.39	-0.01		2/11/2006 10:29	14.66	-0.04
2/11/2006 10:59	14.39	-0.01		2/11/2006 10:59	14.66	-0.04
2/11/2006 11:29	14.39	-0.01		2/11/2006 11:29	14.66	-0.05
2/11/2006 11:59	14.36	-0.01		2/11/2006 11:59	14.66	-0.05
2/11/2006 12:29	14.36	-0.01		2/11/2006 12:29	14.66	-0.05
2/11/2006 12:59	14.36	-0.01		2/11/2006 12:59	14.66	-0.05
2/11/2006 13:29	14.36	-0.01		2/11/2006 13:29	14.66	-0.05
2/11/2006 13:59	14.36	-0.01		2/11/2006 13:59	14.66	-0.04
2/11/2006 14:29	14.36	-0.01		2/11/2006 14:29	14.66	-0.04
2/11/2006 14:59	14.36	-0.01		2/11/2006 14:59	14.66	-0.04
2/11/2006 15:29	14.36	-0.01		2/11/2006 15:29	14.66	-0.03
2/11/2006 15:59	14.36	-0.01		2/11/2006 15:59	14.66	-0.03
2/11/2006 16:29	14.36	-0.01		2/11/2006 16:29	14.66	-0.02
2/11/2006 16:59	14.36	-0.01		2/11/2006 16:59	14.66	-0.02
2/11/2006 17:29	14.39	-0.01		2/11/2006 17:29	14.66	-0.01
2/11/2006 17:59	14.39	-0.01		2/11/2006 17:59	14.68	-0.01
2/11/2006 18:29	14.39	-0.01		2/11/2006 18:29	14.68	-0.01
2/11/2006 18:59	14.39	-0.01		2/11/2006 18:59	14.68	-0.01
2/11/2006 19:29	14.42	-0.01		2/11/2006 19:29	14.68	0
2/11/2006 19:59	14.42	-0.01		2/11/2006 19:59	14.68	0
2/11/2006 20:29	14.42	-0.01		2/11/2006 20:29	14.71	0
2/11/2006 20:59	14.42	-0.01		2/11/2006 20:59	14.71	0
2/11/2006 21:29	14.44	-0.01		2/11/2006 21:29	14.74	0

2/11/2006 21:59	14.44	-0.01		2/11/2006 21:59	14.74	0
2/11/2006 22:29	14.44	-0.01		2/11/2006 22:29	14.74	-0.01
2/11/2006 22:59	14.47	-0.01		2/11/2006 22:59	14.74	-0.01
2/11/2006 23:29	14.47	-0.01		2/11/2006 23:29	14.74	-0.01
2/11/2006 23:59	14.47	-0.01		2/11/2006 23:59	14.74	-0.01
2/12/2006 0:29	14.47	-0.01		2/12/2006 0:29	14.74	-0.01
2/12/2006 0:59	14.47	-0.01		2/12/2006 0:59	14.74	-0.01
2/12/2006 1:29	14.47	-0.01		2/12/2006 1:29	14.74	-0.01
2/12/2006 1:59	14.47	-0.01		2/12/2006 1:59	14.74	-0.01
2/12/2006 2:29	14.47	-0.01		2/12/2006 2:29	14.77	-0.01
2/12/2006 2:59	14.47	-0.01		2/12/2006 2:59	14.77	-0.01
2/12/2006 3:29	14.47	-0.01		2/12/2006 3:29	14.77	-0.01
2/12/2006 3:59	14.47	-0.01		2/12/2006 3:59	14.77	-0.01
2/12/2006 4:29	14.47	-0.01		2/12/2006 4:29	14.77	-0.01
2/12/2006 4:59	14.47	-0.01		2/12/2006 4:59	14.77	-0.01
2/12/2006 5:29	14.47	-0.01		2/12/2006 5:29	14.77	-0.01
2/12/2006 5:59	14.47	-0.01		2/12/2006 5:59	14.77	-0.01
2/12/2006 6:29	14.47	-0.01		2/12/2006 6:29	14.77	-0.01
2/12/2006 6:59	14.47	-0.01		2/12/2006 6:59	14.77	-0.01
2/12/2006 7:29	14.47	-0.01		2/12/2006 7:29	14.77	-0.01
2/12/2006 7:59	14.47	-0.01		2/12/2006 7:59	14.77	-0.01
2/12/2006 8:29	14.47	-0.01		2/12/2006 8:29	14.77	-0.01
2/12/2006 8:59	14.47	-0.01		2/12/2006 8:59	14.77	-0.01
2/12/2006 9:29	14.47	-0.01		2/12/2006 9:29	14.77	-0.01
2/12/2006 9:59	14.47	-0.01		2/12/2006 9:59	14.77	-0.01
2/12/2006 10:29	14.47	-0.01		2/12/2006 10:29	14.77	-0.02
2/12/2006 10:59	14.44	-0.01		2/12/2006 10:59	14.77	-0.02
2/12/2006 11:29	14.44	-0.01		2/12/2006 11:29	14.77	-0.02
2/12/2006 11:59	14.44	-0.01		2/12/2006 11:59	14.77	-0.02
2/12/2006 12:29	14.44	-0.01		2/12/2006 12:29	14.74	-0.02
2/12/2006 12:59	14.44	-0.01		2/12/2006 12:59	14.74	-0.02
2/12/2006 13:29	14.44	-0.01		2/12/2006 13:29	14.77	-0.02
2/12/2006 13:59	14.44	-0.01		2/12/2006 13:59	14.74	-0.02
2/12/2006 14:29	14.44	-0.01		2/12/2006 14:29	14.74	-0.02
2/12/2006 14:59	14.44	-0.01		2/12/2006 14:59	14.74	-0.01
2/12/2006 15:29	14.44	-0.01		2/12/2006 15:29	14.74	-0.01
2/12/2006 15:59	14.44	-0.01		2/12/2006 15:59	14.77	0
2/12/2006 16:29	14.44	-0.01		2/12/2006 16:29	14.77	0
2/12/2006 16:59	14.44	-0.01		2/12/2006 16:59	14.77	0.01
2/12/2006 17:29	14.44	-0.01		2/12/2006 17:29	14.77	0.02
2/12/2006 17:59	14.44	-0.01		2/12/2006 17:59	14.77	0.02
2/12/2006 18:29	14.44	-0.01		2/12/2006 18:29	14.77	0.02
2/12/2006 18:59	14.47	-0.01		2/12/2006 18:59	14.77	0.02
2/12/2006 19:29	14.47	-0.01		2/12/2006 19:29	14.77	0.03
2/12/2006 19:59	14.47	-0.01		2/12/2006 19:59	14.77	0.03
2/12/2006 20:29	14.47	-0.01		2/12/2006 20:29	14.77	0.03
2/12/2006 20:59	14.47	-0.01		2/12/2006 20:59	14.77	0.03
2/12/2006 21:29	14.47	-0.01		2/12/2006 21:29	14.77	0.02
2/12/2006 21:59	14.47	-0.01		2/12/2006 21:59	14.77	0.02
2/12/2006 22:29	14.5	-0.01		2/12/2006 22:29	14.77	0.02
2/12/2006 22:59	14.5	-0.01		2/12/2006 22:59	14.77	0.02
2/12/2006 23:29	14.5	-0.01		2/12/2006 23:29	14.77	0.01
2/12/2006 23:59	14.5	-0.01		2/12/2006 23:59	14.77	0.01
2/13/2006 0:29	14.5	-0.01		2/13/2006 0:29	14.77	0.01
2/13/2006 0:59	14.5	-0.01		2/13/2006 0:59	14.77	0.01

2/13/2006 1:29	14.5	-0.01		2/13/2006 1:29	14.77	0
2/13/2006 1:59	14.5	-0.01		2/13/2006 1:59	14.77	0
2/13/2006 2:29	14.5	-0.01		2/13/2006 2:29	14.77	0
2/13/2006 2:59	14.5	-0.01		2/13/2006 2:59	14.77	0
2/13/2006 3:29	14.52	-0.01		2/13/2006 3:29	14.77	0
2/13/2006 3:59	14.52	-0.01		2/13/2006 3:59	14.77	0
2/13/2006 4:29	14.5	-0.01		2/13/2006 4:29	14.77	0
2/13/2006 4:59	14.5	-0.01		2/13/2006 4:59	14.77	0
2/13/2006 5:29	14.5	-0.01		2/13/2006 5:29	14.77	0
2/13/2006 5:59	14.5	-0.01		2/13/2006 5:59	14.77	0.01
2/13/2006 6:29	14.5	-0.01		2/13/2006 6:29	14.77	0.01
2/13/2006 6:59	14.5	-0.01		2/13/2006 6:59	14.77	0.01
2/13/2006 7:29	14.5	-0.01		2/13/2006 7:29	14.77	0.01
2/13/2006 7:59	14.5	-0.01		2/13/2006 7:59	14.77	0.01
2/13/2006 8:29	14.5	-0.01		2/13/2006 8:29	14.77	0.01
2/13/2006 8:59	14.5	-0.01		2/13/2006 8:59	14.77	0
2/13/2006 9:29	14.47	-0.01		2/13/2006 9:29	14.77	0
2/13/2006 9:59	14.47	-0.01		2/13/2006 9:59	14.77	0
2/13/2006 10:29	14.47	-0.01		2/13/2006 10:29	14.77	0
2/13/2006 10:59	14.47	-0.01		2/13/2006 10:59	14.77	-0.01
2/13/2006 11:29	14.47	-0.01		2/13/2006 11:29	14.77	-0.01
2/13/2006 11:59	14.47	-0.01		2/13/2006 11:59	14.77	-0.01
2/13/2006 12:29	14.47	-0.01		2/13/2006 12:29	14.77	-0.01
2/13/2006 12:59	14.47	-0.01		2/13/2006 12:59	14.77	-0.01
2/13/2006 13:29	14.47	-0.01		2/13/2006 13:29	14.77	-0.01
2/13/2006 13:59	14.47	-0.01		2/13/2006 13:59	14.77	-0.01
2/13/2006 14:29	14.47	-0.01		2/13/2006 14:29	14.77	0
2/13/2006 14:59	14.47	-0.01		2/13/2006 14:59	14.77	0
2/13/2006 15:29	14.47	-0.01		2/13/2006 15:29	14.77	0.01
2/13/2006 15:59	14.47	-0.01		2/13/2006 15:59	14.77	0.01
2/13/2006 16:29	14.47	-0.01		2/13/2006 16:29	14.77	0.02
2/13/2006 16:59	14.47	-0.01		2/13/2006 16:59	14.77	0.02
2/13/2006 17:29	14.47	-0.01		2/13/2006 17:29	14.77	0.03
2/13/2006 17:59	14.47	-0.01		2/13/2006 17:59	14.79	0.03
2/13/2006 18:29	14.47	-0.01		2/13/2006 18:29	14.79	0.03
2/13/2006 18:59	14.5	-0.01		2/13/2006 18:59	14.79	0.03
2/13/2006 19:29	14.5	-0.01		2/13/2006 19:29	14.79	0.03
2/13/2006 19:59	14.5	-0.01		2/13/2006 19:59	14.79	0.03
2/13/2006 20:29	14.52	-0.01		2/13/2006 20:29	14.82	0.03
2/13/2006 20:59	14.52	-0.01		2/13/2006 20:59	14.82	0.03
2/13/2006 21:29	14.52	-0.01		2/13/2006 21:29	14.82	0.03
2/13/2006 21:59	14.52	-0.01		2/13/2006 21:59	14.82	0.03
2/13/2006 22:29	14.52	-0.01		2/13/2006 22:29	14.82	0.03
2/13/2006 22:59	14.55	-0.01		2/13/2006 22:59	14.82	0.03
2/13/2006 23:29	14.55	-0.01		2/13/2006 23:29	14.82	0.03
2/13/2006 23:59	14.55	-0.01		2/13/2006 23:59	14.85	0.03
2/14/2006 0:29	14.58	-0.01		2/14/2006 0:29	14.85	0.03
2/14/2006 0:59	14.58	-0.01		2/14/2006 0:59	14.85	0.03
2/14/2006 1:29	14.58	-0.01		2/14/2006 1:29	14.85	0.03
2/14/2006 1:59	14.58	-0.01		2/14/2006 1:59	14.85	0.03
2/14/2006 2:29	14.58	-0.01		2/14/2006 2:29	14.85	0.03
2/14/2006 2:59	14.58	-0.01		2/14/2006 2:59	14.85	0.03
2/14/2006 3:29	14.58	-0.01		2/14/2006 3:29	14.85	0.03
2/14/2006 3:59	14.58	-0.01		2/14/2006 3:59	14.85	0.03
2/14/2006 4:29	14.58	-0.01		2/14/2006 4:29	14.85	0.03

2/14/2006 4:59	14.58	-0.01		2/14/2006 4:59	14.85	0.03
2/14/2006 5:29	14.58	-0.01		2/14/2006 5:29	14.85	0.03
2/14/2006 5:59	14.58	-0.01		2/14/2006 5:59	14.85	0.03
2/14/2006 6:29	14.58	-0.01		2/14/2006 6:29	14.85	0.03
2/14/2006 6:59	14.55	-0.01		2/14/2006 6:59	14.85	0.03
2/14/2006 7:29	14.55	-0.01		2/14/2006 7:29	14.85	0.03
2/14/2006 7:59	14.55	-0.01		2/14/2006 7:59	14.85	0.03
2/14/2006 8:29	14.55	-0.01		2/14/2006 8:29	14.85	0.02
2/14/2006 8:59	14.55	-0.01		2/14/2006 8:59	14.85	0.02
2/14/2006 9:29	14.55	-0.01		2/14/2006 9:29	14.85	0.02
2/14/2006 9:59	14.52	-0.01		2/14/2006 9:59	14.82	0.02
2/14/2006 10:29	14.52	-0.01		2/14/2006 10:29	14.85	0.02
2/14/2006 10:59	14.52	-0.01		2/14/2006 10:59	14.85	0.01
2/14/2006 11:29	14.52	-0.01		2/14/2006 11:29	14.85	0.01
2/14/2006 11:59	14.52	-0.01		2/14/2006 11:59	14.82	0
2/14/2006 12:29	14.52	-0.01		2/14/2006 12:29	14.82	0
2/14/2006 12:59	14.52	-0.01		2/14/2006 12:59	14.82	0
2/14/2006 13:29	14.52	-0.01		2/14/2006 13:29	14.82	0
2/14/2006 13:59	14.52	-0.01		2/14/2006 13:59	14.82	0
2/14/2006 14:29	14.52	-0.01		2/14/2006 14:29	14.82	0
2/14/2006 14:59	14.52	-0.01		2/14/2006 14:59	14.85	0.01
2/14/2006 15:29	14.52	-0.01		2/14/2006 15:29	14.85	0.01
2/14/2006 15:59	14.52	-0.01		2/14/2006 15:59	14.85	0.02
2/14/2006 16:29	14.52	-0.01		2/14/2006 16:29	14.85	0.03
2/14/2006 16:59	14.52	-0.01		2/14/2006 16:59	14.85	0.03
2/14/2006 17:29	14.52	-0.01		2/14/2006 17:29	14.87	0.03
2/14/2006 17:59	14.52	-0.01		2/14/2006 17:59	14.87	0.03
2/14/2006 18:29	14.52	-0.01		2/14/2006 18:29	14.87	0.03
2/14/2006 18:59	14.52	-0.01		2/14/2006 18:59	14.87	0.04
2/14/2006 19:29	14.52	-0.01		2/14/2006 19:29	14.87	0.04
2/14/2006 19:59	14.55	-0.01		2/14/2006 19:59	14.87	0.04
2/14/2006 20:29	14.55	-0.01		2/14/2006 20:29	14.87	0.04
2/14/2006 20:59	14.58	-0.01		2/14/2006 20:59	14.87	0.04
2/14/2006 21:29	14.58	-0.01		2/14/2006 21:29	14.87	0.03
2/14/2006 21:59	14.58	-0.01		2/14/2006 21:59	14.87	0.03
2/14/2006 22:29	14.58	-0.01		2/14/2006 22:29	14.87	0.02
2/14/2006 22:59	14.58	-0.01		2/14/2006 22:59	14.87	0.02
2/14/2006 23:29	14.58	-0.01		2/14/2006 23:29	14.87	0.02
2/14/2006 23:59	14.58	-0.01		2/14/2006 23:59	14.87	0.01
2/15/2006 0:29	14.58	-0.01		2/15/2006 0:29	14.87	0
2/15/2006 0:59	14.6	-0.01		2/15/2006 0:59	14.87	-0.01
2/15/2006 1:29	14.58	-0.01		2/15/2006 1:29	14.87	-0.02
2/15/2006 1:59	14.58	-0.01		2/15/2006 1:59	14.9	-0.02
2/15/2006 2:29	14.58	-0.01		2/15/2006 2:29	14.87	-0.02
2/15/2006 2:59	14.58	-0.01		2/15/2006 2:59	14.9	-0.03
2/15/2006 3:29	14.58	-0.01		2/15/2006 3:29	14.87	-0.03
2/15/2006 3:59	14.58	-0.01		2/15/2006 3:59	14.87	-0.03
2/15/2006 4:29	14.58	-0.01		2/15/2006 4:29	14.87	-0.03
2/15/2006 4:59	14.58	-0.01		2/15/2006 4:59	14.87	-0.03
2/15/2006 5:29	14.58	-0.01		2/15/2006 5:29	14.87	-0.03
2/15/2006 5:59	14.58	-0.01		2/15/2006 5:59	14.9	-0.03
2/15/2006 6:29	14.58	-0.01		2/15/2006 6:29	14.87	-0.02
2/15/2006 6:59	14.58	-0.01		2/15/2006 6:59	14.87	-0.02
2/15/2006 7:29	14.58	-0.01		2/15/2006 7:29	14.87	-0.03
2/15/2006 7:59	14.55	-0.01		2/15/2006 7:59	14.87	-0.03

2/15/2006 8:29	14.55	-0.01		2/15/2006 8:29	14.87	-0.03
2/15/2006 8:59	14.55	-0.01		2/15/2006 8:59	14.87	-0.03
2/15/2006 9:29	14.55	-0.01		2/15/2006 9:29	14.87	-0.03
2/15/2006 9:59	14.55	-0.01		2/15/2006 9:59	14.87	-0.03
2/15/2006 10:29	14.55	-0.01		2/15/2006 10:29	14.87	-0.04
2/15/2006 10:59	14.52	-0.01		2/15/2006 10:59	14.87	-0.04
2/15/2006 11:29	14.52	-0.01		2/15/2006 11:29	14.87	-0.05
2/15/2006 11:59	14.52	-0.01		2/15/2006 11:59	14.87	-0.05
2/15/2006 12:29	14.52	-0.01		2/15/2006 12:29	14.87	-0.05
2/15/2006 12:59	14.52	-0.01		2/15/2006 12:59	14.87	-0.05
2/15/2006 13:29	14.52	-0.01		2/15/2006 13:29	14.87	-0.05
2/15/2006 13:59	14.52	-0.01		2/15/2006 13:59	14.87	-0.05
2/15/2006 14:29	14.52	-0.01		2/15/2006 14:29	14.87	-0.05
2/15/2006 14:59	14.52	-0.01		2/15/2006 14:59	14.87	-0.05
2/15/2006 15:29	14.52	-0.01		2/15/2006 15:29	14.87	-0.05
2/15/2006 15:59	14.52	-0.01		2/15/2006 15:59	14.87	-0.04
2/15/2006 16:29	14.52	-0.01		2/15/2006 16:29	14.87	-0.04
2/15/2006 16:59	14.52	-0.01		2/15/2006 16:59	14.87	-0.03
2/15/2006 17:29	14.52	-0.01		2/15/2006 17:29	14.87	-0.03
2/15/2006 17:59	14.52	-0.01		2/15/2006 17:59	14.87	-0.03
2/15/2006 18:29	14.52	-0.01		2/15/2006 18:29	14.87	-0.03
2/15/2006 18:59	14.52	-0.01		2/15/2006 18:59	14.87	-0.03
2/15/2006 19:29	14.52	-0.01		2/15/2006 19:29	14.87	-0.03
2/15/2006 19:59	14.52	-0.01		2/15/2006 19:59	14.87	-0.03
2/15/2006 20:29	14.52	-0.01		2/15/2006 20:29	14.9	-0.03
2/15/2006 20:59	14.52	-0.01		2/15/2006 20:59	14.9	-0.03
2/15/2006 21:29	14.52	-0.01		2/15/2006 21:29	14.9	-0.03
2/15/2006 21:59	14.55	-0.01		2/15/2006 21:59	14.9	-0.03
2/15/2006 22:29	14.55	-0.01		2/15/2006 22:29	14.9	-0.03
2/15/2006 22:59	14.55	-0.01		2/15/2006 22:59	14.9	-0.03
2/15/2006 23:29	14.55	-0.01		2/15/2006 23:29	14.9	-0.03
2/15/2006 23:59	14.55	-0.01		2/15/2006 23:59	14.9	-0.03
2/16/2006 0:29	14.55	-0.01		2/16/2006 0:29	14.9	-0.04
2/16/2006 0:59	14.55	-0.01		2/16/2006 0:59	14.9	-0.04
2/16/2006 1:29	14.55	-0.01		2/16/2006 1:29	14.9	-0.04
2/16/2006 1:59	14.55	-0.01		2/16/2006 1:59	14.9	-0.04
2/16/2006 2:29	14.55	-0.01		2/16/2006 2:29	14.9	-0.03
2/16/2006 2:59	14.55	-0.01		2/16/2006 2:59	14.9	-0.03
2/16/2006 3:29	14.55	-0.01		2/16/2006 3:29	14.9	-0.03
2/16/2006 3:59	14.55	-0.01		2/16/2006 3:59	14.9	-0.03
2/16/2006 4:29	14.55	-0.01		2/16/2006 4:29	14.9	-0.03
2/16/2006 4:59	14.55	-0.01		2/16/2006 4:59	14.9	-0.03
2/16/2006 5:29	14.52	-0.01		2/16/2006 5:29	14.9	-0.03
2/16/2006 5:59	14.52	-0.01		2/16/2006 5:59	14.9	-0.03
2/16/2006 6:29	14.52	-0.01		2/16/2006 6:29	14.9	-0.03
2/16/2006 6:59	14.52	-0.01		2/16/2006 6:59	14.87	-0.03
2/16/2006 7:29	14.52	-0.01		2/16/2006 7:29	14.87	-0.03
2/16/2006 7:59	14.52	-0.01		2/16/2006 7:59	14.87	-0.03
2/16/2006 8:29	14.52	-0.01		2/16/2006 8:29	14.87	-0.03
2/16/2006 8:59	14.52	-0.01		2/16/2006 8:59	14.87	-0.03
2/16/2006 9:29	14.52	-0.01		2/16/2006 9:29	14.87	-0.03
2/16/2006 9:59	14.52	-0.01		2/16/2006 9:59	14.87	-0.03
2/16/2006 10:29	14.52	-0.01		2/16/2006 10:29	14.87	-0.04
2/16/2006 10:59	14.52	-0.01		2/16/2006 10:59	14.87	-0.04
2/16/2006 11:29	14.5	-0.01		2/16/2006 11:29	14.87	-0.04

2/16/2006 11:59	14.5	-0.01		2/16/2006 11:59	14.87	-0.04
2/16/2006 12:29	14.5	-0.01		2/16/2006 12:29	14.87	-0.04
2/16/2006 12:59	14.5	-0.01		2/16/2006 12:59	14.87	-0.04
2/16/2006 13:29	14.5	-0.01		2/16/2006 13:29	14.87	-0.04
2/16/2006 13:59	14.5	-0.01		2/16/2006 13:59	14.87	-0.04
2/16/2006 14:29	14.47	-0.01		2/16/2006 14:29	14.87	-0.04
2/16/2006 14:59	14.47	-0.01		2/16/2006 14:59	14.87	-0.03
2/16/2006 15:29	14.47	-0.01		2/16/2006 15:29	14.87	-0.03
2/16/2006 15:59	14.47	-0.01		2/16/2006 15:59	14.87	-0.02
2/16/2006 16:29	14.47	-0.01		2/16/2006 16:29	14.87	-0.01
2/16/2006 16:59	14.47	-0.01		2/16/2006 16:59	14.87	-0.01
2/16/2006 17:29	14.5	-0.01		2/16/2006 17:29	14.87	0
2/16/2006 17:59	14.5	-0.01		2/16/2006 17:59	14.87	0
2/16/2006 18:29	14.5	-0.01		2/16/2006 18:29	14.87	0.01
2/16/2006 18:59	14.5	-0.01		2/16/2006 18:59	14.87	0.01
2/16/2006 19:29	14.5	-0.01		2/16/2006 19:29	14.87	0.01
2/16/2006 19:59	14.5	-0.01		2/16/2006 19:59	14.87	0.01
2/16/2006 20:29	14.52	-0.01		2/16/2006 20:29	14.87	0.01
2/16/2006 20:59	14.52	-0.01		2/16/2006 20:59	14.87	0.02
2/16/2006 21:29	14.52	-0.01		2/16/2006 21:29	14.87	0.01
2/16/2006 21:59	14.52	-0.01		2/16/2006 21:59	14.87	0.01
2/16/2006 22:29	14.52	-0.01		2/16/2006 22:29	14.87	0.01
2/16/2006 22:59	14.52	-0.01		2/16/2006 22:59	14.87	0.01
2/16/2006 23:29	14.52	-0.01		2/16/2006 23:29	14.87	0
2/16/2006 23:59	14.52	-0.01		2/16/2006 23:59	14.87	0
2/17/2006 0:29	14.52	-0.01		2/17/2006 0:29	14.87	0
2/17/2006 0:59	14.52	-0.01		2/17/2006 0:59	14.87	-0.01
2/17/2006 1:29	14.52	-0.01		2/17/2006 1:29	14.87	-0.01
2/17/2006 1:59	14.52	-0.01		2/17/2006 1:59	14.87	-0.01
2/17/2006 2:29	14.52	-0.01		2/17/2006 2:29	14.87	-0.01
2/17/2006 2:59	14.52	-0.01		2/17/2006 2:59	14.87	-0.01
2/17/2006 3:29	14.52	-0.01		2/17/2006 3:29	14.87	-0.01
2/17/2006 3:59	14.52	-0.01		2/17/2006 3:59	14.87	0
2/17/2006 4:29	14.52	-0.01		2/17/2006 4:29	14.87	0
2/17/2006 4:59	14.52	-0.01		2/17/2006 4:59	14.87	0
2/17/2006 5:29	14.52	-0.01		2/17/2006 5:29	14.87	0
2/17/2006 5:59	14.52	-0.01		2/17/2006 5:59	14.87	0
2/17/2006 6:29	14.52	-0.01		2/17/2006 6:29	14.87	0
2/17/2006 6:59	14.52	-0.01		2/17/2006 6:59	14.87	0.01
2/17/2006 7:29	14.52	-0.01		2/17/2006 7:29	14.87	0
2/17/2006 7:59	14.52	-0.01		2/17/2006 7:59	14.87	0
2/17/2006 8:29	14.52	-0.01		2/17/2006 8:29	14.87	0
2/17/2006 8:59	14.52	-0.01		2/17/2006 8:59	14.87	0
2/17/2006 9:29	14.5	-0.01		2/17/2006 9:29	14.87	0
2/17/2006 9:59	14.52	-0.01		2/17/2006 9:59	14.87	0
2/17/2006 10:29	14.5	-0.01		2/17/2006 10:29	14.87	0
2/17/2006 10:59	14.5	-0.01		2/17/2006 10:59	14.87	-0.01
2/17/2006 11:29	14.5	-0.01		2/17/2006 11:29	14.87	-0.01
2/17/2006 11:59	14.5	-0.01		2/17/2006 11:59	14.87	-0.01
2/17/2006 12:29	14.5	-0.01		2/17/2006 12:29	14.87	-0.01
2/17/2006 12:59	14.5	-0.01		2/17/2006 12:59	14.87	-0.01
2/17/2006 17:29	14.34	-0.01		2/17/2006 17:29	14.85	-0.01
2/17/2006 17:59	14.34	-0.01		2/17/2006 17:59	14.85	-0.01
2/17/2006 18:29	14.31	-0.01		2/17/2006 18:29	14.82	-0.01
2/17/2006 18:59	14.31	-0.01		2/17/2006 18:59	14.82	-0.02

2/17/2006 19:29	14.31	-0.01		2/17/2006 19:29	14.82	-0.02
2/17/2006 19:59	14.31	-0.01		2/17/2006 19:59	14.79	-0.02
2/17/2006 20:29	14.31	-0.01		2/17/2006 20:29	14.79	-0.03
2/17/2006 20:59	14.31	-0.01		2/17/2006 20:59	14.79	-0.03
2/17/2006 21:29	14.31	-0.01		2/17/2006 21:29	14.79	-0.03
2/17/2006 21:59	14.31	-0.01		2/17/2006 21:59	14.79	-0.04
2/17/2006 22:29	14.31	-0.01		2/17/2006 22:29	14.77	-0.04
2/17/2006 22:59	14.31	-0.01		2/17/2006 22:59	14.77	-0.04
2/17/2006 23:29	14.31	-0.01		2/17/2006 23:29	14.77	-0.04
2/17/2006 23:59	14.31	-0.01		2/17/2006 23:59	14.77	-0.04
2/18/2006 0:29	14.31	-0.01		2/18/2006 0:29	14.77	-0.05
2/18/2006 0:59	14.31	-0.01		2/18/2006 0:59	14.77	-0.05
2/18/2006 1:29	14.31	-0.01		2/18/2006 1:29	14.77	-0.05
2/18/2006 1:59	14.28	-0.01		2/18/2006 1:59	14.77	-0.05
2/18/2006 2:29	14.28	-0.01		2/18/2006 2:29	14.77	-0.05
2/18/2006 2:59	14.28	-0.01		2/18/2006 2:59	14.77	-0.05
2/18/2006 3:29	14.28	-0.01		2/18/2006 3:29	14.77	-0.05
2/18/2006 3:59	14.28	-0.01		2/18/2006 3:59	14.77	-0.05
2/18/2006 4:29	14.28	-0.01		2/18/2006 4:29	14.77	-0.05
2/18/2006 4:59	14.28	-0.01		2/18/2006 4:59	14.77	-0.05
2/18/2006 5:29	14.28	-0.01		2/18/2006 5:29	14.77	-0.05
2/18/2006 5:59	14.28	-0.01		2/18/2006 5:59	14.77	-0.05
2/18/2006 6:29	14.26	-0.01		2/18/2006 6:29	14.77	-0.05
2/18/2006 6:59	14.26	-0.01		2/18/2006 6:59	14.77	-0.05
2/18/2006 7:29	14.26	-0.01		2/18/2006 7:29	14.77	-0.05
2/18/2006 7:59	14.26	-0.01		2/18/2006 7:59	14.77	-0.05
2/18/2006 8:29	14.26	-0.01		2/18/2006 8:29	14.74	-0.05
2/18/2006 8:59	14.26	-0.01		2/18/2006 8:59	14.74	-0.05
2/18/2006 9:29	14.26	-0.01		2/18/2006 9:29	14.74	-0.05
2/18/2006 9:59	14.26	-0.01		2/18/2006 9:59	14.74	-0.06
2/18/2006 10:29	14.26	-0.01		2/18/2006 10:29	14.71	-0.06
2/18/2006 10:59	14.26	-0.01		2/18/2006 10:59	14.71	-0.06
2/18/2006 11:29	14.23	-0.01		2/18/2006 11:29	14.71	-0.06
2/18/2006 11:59	14.23	-0.01		2/18/2006 11:59	14.68	-0.06
2/18/2006 12:29	14.23	-0.01		2/18/2006 12:29	14.68	-0.06
2/18/2006 12:59	14.23	-0.01		2/18/2006 12:59	14.68	-0.06
2/18/2006 13:29	14.23	-0.01		2/18/2006 13:29	14.68	-0.06
2/18/2006 13:59	14.23	-0.01		2/18/2006 13:59	14.68	-0.06
2/18/2006 14:29	14.23	-0.01		2/18/2006 14:29	14.68	-0.06
2/18/2006 14:59	14.2	-0.01		2/18/2006 14:59	14.66	-0.06
2/18/2006 15:29	14.2	-0.01		2/18/2006 15:29	14.66	-0.05
2/18/2006 15:59	14.2	-0.01		2/18/2006 15:59	14.66	-0.04
2/18/2006 16:29	14.23	-0.01		2/18/2006 16:29	14.66	-0.03
2/18/2006 16:59	14.2	-0.01		2/18/2006 16:59	14.66	-0.03
2/18/2006 17:29	14.2	-0.01		2/18/2006 17:29	14.66	-0.03
2/18/2006 17:59	14.23	-0.01		2/18/2006 17:59	14.66	-0.03
2/18/2006 18:29	14.23	-0.01		2/18/2006 18:29	14.66	-0.02
2/18/2006 18:59	14.23	-0.01		2/18/2006 18:59	14.66	-0.02
2/18/2006 19:29	14.23	-0.01		2/18/2006 19:29	14.66	-0.02
2/18/2006 19:59	14.23	-0.01		2/18/2006 19:59	14.66	-0.02
2/18/2006 20:29	14.23	-0.01		2/18/2006 20:29	14.66	-0.02
2/18/2006 20:59	14.23	-0.01		2/18/2006 20:59	14.66	-0.02
2/18/2006 21:29	14.23	-0.01		2/18/2006 21:29	14.66	-0.02
2/18/2006 21:59	14.23	-0.01		2/18/2006 21:59	14.66	-0.03
2/18/2006 22:29	14.23	-0.01		2/18/2006 22:29	14.66	-0.03

2/18/2006 22:59	14.23	-0.01		2/18/2006 22:59	14.66	-0.04
2/18/2006 23:29	14.23	-0.01		2/18/2006 23:29	14.66	-0.04
2/18/2006 23:59	14.23	-0.01		2/18/2006 23:59	14.66	-0.04
2/19/2006 0:29	14.23	-0.01		2/19/2006 0:29	14.66	-0.03
2/19/2006 0:59	14.23	-0.01		2/19/2006 0:59	14.66	-0.04
2/19/2006 1:29	14.23	-0.01		2/19/2006 1:29	14.66	-0.03
2/19/2006 1:59	14.23	-0.01		2/19/2006 1:59	14.66	-0.03
2/19/2006 2:29	14.23	-0.01		2/19/2006 2:29	14.66	-0.03
2/19/2006 2:59	14.23	-0.01		2/19/2006 2:59	14.66	-0.03
2/19/2006 3:29	14.23	-0.01		2/19/2006 3:29	14.66	-0.03
2/19/2006 3:59	14.23	-0.01		2/19/2006 3:59	14.66	-0.03
2/19/2006 4:29	14.23	-0.01		2/19/2006 4:29	14.66	-0.04
2/19/2006 4:59	14.23	-0.01		2/19/2006 4:59	14.66	-0.04
2/19/2006 5:29	14.23	-0.01		2/19/2006 5:29	14.66	-0.03
2/19/2006 5:59	14.23	-0.01		2/19/2006 5:59	14.66	-0.03
2/19/2006 6:29	14.2	-0.01		2/19/2006 6:29	14.66	-0.03
2/19/2006 6:59	14.2	-0.01		2/19/2006 6:59	14.66	-0.04
2/19/2006 7:29	14.2	-0.01		2/19/2006 7:29	14.66	-0.04
2/19/2006 7:59	14.2	-0.01		2/19/2006 7:59	14.66	-0.04
2/19/2006 8:29	14.2	-0.01		2/19/2006 8:29	14.66	-0.04
2/19/2006 8:59	14.2	-0.01		2/19/2006 8:59	14.63	-0.04
2/19/2006 9:29	14.2	-0.01		2/19/2006 9:29	14.66	-0.04
2/19/2006 9:59	14.2	-0.01		2/19/2006 9:59	14.63	-0.05
2/19/2006 10:29	14.2	-0.01		2/19/2006 10:29	14.63	-0.05
2/19/2006 10:59	14.2	-0.01		2/19/2006 10:59	14.63	-0.05
2/19/2006 11:29	14.2	-0.01		2/19/2006 11:29	14.63	-0.06
2/19/2006 11:59	14.2	-0.01		2/19/2006 11:59	14.63	-0.06
2/19/2006 12:29	14.18	-0.01		2/19/2006 12:29	14.63	-0.06
2/19/2006 12:59	14.18	-0.01		2/19/2006 12:59	14.63	-0.06
2/19/2006 13:29	14.18	-0.01		2/19/2006 13:29	14.63	-0.06
2/19/2006 13:59	14.18	-0.01		2/19/2006 13:59	14.6	-0.06
2/19/2006 14:29	14.18	-0.01		2/19/2006 14:29	14.6	-0.07
2/19/2006 14:59	14.18	-0.01		2/19/2006 14:59	14.6	-0.06
2/19/2006 15:29	14.18	-0.01		2/19/2006 15:29	14.6	-0.06
2/19/2006 15:59	14.18	-0.01		2/19/2006 15:59	14.6	-0.05
2/19/2006 16:29	14.18	-0.01		2/19/2006 16:29	14.6	-0.05
2/19/2006 16:59	14.18	-0.01		2/19/2006 16:59	14.6	-0.05
2/19/2006 17:29	14.18	-0.01		2/19/2006 17:29	14.58	-0.05
2/19/2006 17:59	14.18	-0.01		2/19/2006 17:59	14.58	-0.05
2/19/2006 18:29	14.18	-0.01		2/19/2006 18:29	14.58	-0.05
2/19/2006 18:59	14.18	-0.01		2/19/2006 18:59	14.58	-0.05
2/19/2006 19:29	14.15	-0.01		2/19/2006 19:29	14.58	-0.05
2/19/2006 19:59	14.18	-0.01		2/19/2006 19:59	14.58	-0.05
2/19/2006 20:29	14.18	-0.01		2/19/2006 20:29	14.58	-0.05
2/19/2006 20:59	14.18	-0.01		2/19/2006 20:59	14.58	-0.05
2/19/2006 21:29	14.18	-0.01		2/19/2006 21:29	14.58	-0.05
2/19/2006 21:59	14.18	-0.01		2/19/2006 21:59	14.58	-0.05
2/19/2006 22:29	14.18	-0.01		2/19/2006 22:29	14.58	-0.06
2/19/2006 22:59	14.18	-0.01		2/19/2006 22:59	14.58	-0.06
2/19/2006 23:29	14.18	-0.01		2/19/2006 23:29	14.58	-0.06
2/19/2006 23:59	14.18	-0.01		2/19/2006 23:59	14.55	-0.06
2/20/2006 0:29	14.15	-0.01		2/20/2006 0:29	14.55	-0.06
2/20/2006 0:59	14.18	-0.01		2/20/2006 0:59	14.55	-0.06
2/20/2006 1:29	14.15	-0.01		2/20/2006 1:29	14.55	-0.06
2/20/2006 1:59	14.15	-0.01		2/20/2006 1:59	14.55	-0.06

2/20/2006 2:29	14.15	-0.01		2/20/2006 2:29	14.55	-0.06
2/20/2006 2:59	14.15	-0.01		2/20/2006 2:59	14.55	-0.05
2/20/2006 3:29	14.15	-0.01		2/20/2006 3:29	14.55	-0.05
2/20/2006 3:59	14.15	-0.01		2/20/2006 3:59	14.55	-0.05
2/20/2006 4:29	14.15	-0.01		2/20/2006 4:29	14.55	-0.05
2/20/2006 4:59	14.15	-0.01		2/20/2006 4:59	14.55	-0.05
2/20/2006 5:29	14.15	-0.01		2/20/2006 5:29	14.52	-0.05
2/20/2006 5:59	14.15	-0.01		2/20/2006 5:59	14.52	-0.05
2/20/2006 6:29	14.15	-0.01		2/20/2006 6:29	14.55	-0.05
2/20/2006 6:59	14.12	-0.01		2/20/2006 6:59	14.52	-0.05
2/20/2006 7:29	14.12	-0.01		2/20/2006 7:29	14.52	-0.05
2/20/2006 7:59	14.12	-0.01		2/20/2006 7:59	14.52	-0.05
2/20/2006 8:29	14.12	-0.01		2/20/2006 8:29	14.52	-0.05
2/20/2006 8:59	14.12	-0.01		2/20/2006 8:59	14.52	-0.06
2/20/2006 9:29	14.12	-0.01		2/20/2006 9:29	14.52	-0.06
2/20/2006 9:59	14.12	-0.01		2/20/2006 9:59	14.52	-0.06
2/20/2006 10:29	14.12	-0.01		2/20/2006 10:29	14.52	-0.06
2/20/2006 10:59	14.12	-0.01		2/20/2006 10:59	14.52	-0.06
2/20/2006 11:29	14.1	-0.01		2/20/2006 11:29	14.52	-0.07
2/20/2006 11:59	14.1	-0.01		2/20/2006 11:59	14.5	-0.07
2/20/2006 12:29	14.1	-0.01		2/20/2006 12:29	14.5	-0.07
2/20/2006 12:59	14.07	-0.01		2/20/2006 12:59	14.5	-0.07
2/20/2006 13:29	14.07	-0.01		2/20/2006 13:29	14.5	-0.07
2/20/2006 13:59	14.07	-0.01		2/20/2006 13:59	14.5	-0.06
2/20/2006 14:29	14.07	-0.01		2/20/2006 14:29	14.5	-0.06
2/20/2006 14:59	14.07	-0.01		2/20/2006 14:59	14.5	-0.06
2/20/2006 15:29	14.07	-0.01		2/20/2006 15:29	14.5	-0.05
2/20/2006 15:59	14.07	-0.01		2/20/2006 15:59	14.5	-0.05
2/20/2006 16:29	14.07	-0.01		2/20/2006 16:29	14.5	-0.04
2/20/2006 16:59	14.07	-0.01		2/20/2006 16:59	14.5	-0.03
2/20/2006 17:29	14.07	-0.01		2/20/2006 17:29	14.5	-0.03
2/20/2006 17:59	14.07	-0.01		2/20/2006 17:59	14.5	-0.02
2/20/2006 18:29	14.07	-0.01		2/20/2006 18:29	14.5	-0.02
2/20/2006 18:59	14.1	-0.01		2/20/2006 18:59	14.5	-0.02
2/20/2006 19:29	14.1	-0.01		2/20/2006 19:29	14.5	-0.02
2/20/2006 19:59	14.1	-0.01		2/20/2006 19:59	14.5	-0.01
2/20/2006 20:29	14.1	-0.01		2/20/2006 20:29	14.5	-0.01
2/20/2006 20:59	14.1	-0.01		2/20/2006 20:59	14.5	-0.01
2/20/2006 21:29	14.12	-0.01		2/20/2006 21:29	14.5	-0.01
2/20/2006 21:59	14.12	-0.01		2/20/2006 21:59	14.5	-0.01
2/20/2006 22:29	14.12	-0.01		2/20/2006 22:29	14.5	-0.02
2/20/2006 22:59	14.12	-0.01		2/20/2006 22:59	14.5	-0.02
2/20/2006 23:29	14.12	-0.01		2/20/2006 23:29	14.5	-0.02
2/20/2006 23:59	14.12	-0.01		2/20/2006 23:59	14.5	-0.02
2/21/2006 0:29	14.12	-0.01		2/21/2006 0:29	14.5	-0.02
2/21/2006 0:59	14.12	-0.01		2/21/2006 0:59	14.5	-0.02
2/21/2006 1:29	14.12	-0.01		2/21/2006 1:29	14.5	-0.02
2/21/2006 1:59	14.12	-0.01		2/21/2006 1:59	14.5	-0.02
2/21/2006 2:29	14.12	-0.01		2/21/2006 2:29	14.5	-0.02
2/21/2006 2:59	14.12	-0.01		2/21/2006 2:59	14.5	-0.02
2/21/2006 3:29	14.12	-0.01		2/21/2006 3:29	14.5	-0.02
2/21/2006 3:59	14.12	-0.01		2/21/2006 3:59	14.5	-0.02
2/21/2006 4:29	14.12	-0.01		2/21/2006 4:29	14.5	-0.02
2/21/2006 4:59	14.1	-0.01		2/21/2006 4:59	14.5	-0.02
2/21/2006 5:29	14.1	-0.01		2/21/2006 5:29	14.5	-0.02

2/21/2006 5:59	14.1	-0.01		2/21/2006 5:59	14.5	-0.02
2/21/2006 6:29	14.1	-0.01		2/21/2006 6:29	14.5	-0.02
2/21/2006 6:59	14.07	-0.01		2/21/2006 6:59	14.47	-0.02
2/21/2006 7:29	14.07	-0.01		2/21/2006 7:29	14.47	-0.02
2/21/2006 7:59	14.07	-0.01		2/21/2006 7:59	14.47	-0.02
2/21/2006 8:29	14.07	-0.01		2/21/2006 8:29	14.47	-0.02
2/21/2006 8:59	14.04	-0.01		2/21/2006 8:59	14.47	-0.03
2/21/2006 9:29	14.04	-0.01		2/21/2006 9:29	14.47	-0.03
2/21/2006 9:59	14.04	-0.01		2/21/2006 9:59	14.47	-0.03
2/21/2006 10:29	14.04	-0.01		2/21/2006 10:29	14.47	-0.03
2/21/2006 10:59	14.04	-0.01		2/21/2006 10:59	14.47	-0.04
2/21/2006 11:29	14.04	-0.01		2/21/2006 11:29	14.44	-0.04
2/21/2006 11:59	14.04	-0.01		2/21/2006 11:59	14.44	-0.05
2/21/2006 12:29	14.04	-0.01		2/21/2006 12:29	14.44	-0.05
2/21/2006 16:00	14.04	-0.01		2/21/2006 16:00	14.44	0
2/21/2006 16:30	14.04	0		2/21/2006 16:30	14.44	0
2/21/2006 17:00	14.04	0		2/21/2006 17:00	14.44	0
2/21/2006 17:30	14.07	0		2/21/2006 17:30	14.44	0
2/21/2006 18:00	14.07	0		2/21/2006 18:00	14.44	0
2/21/2006 18:30	14.07	0		2/21/2006 18:30	14.44	0
2/21/2006 19:00	14.1	0		2/21/2006 19:00	14.44	0
2/21/2006 19:30	14.1	0		2/21/2006 19:30	14.47	0
2/21/2006 20:00	14.1	-0.01		2/21/2006 20:00	14.44	-0.01
2/21/2006 20:30	14.12	-0.01		2/21/2006 20:30	14.47	-0.01
2/21/2006 21:00	14.12	-0.01		2/21/2006 21:00	14.47	-0.01
2/21/2006 21:30	14.12	-0.02		2/21/2006 21:30	14.47	-0.02
2/21/2006 22:00	14.12	-0.02		2/21/2006 22:00	14.47	-0.02
2/21/2006 22:30	14.12	-0.02		2/21/2006 22:30	14.47	-0.02
2/21/2006 23:00	14.12	-0.02		2/21/2006 23:00	14.47	-0.02
2/21/2006 23:30	14.1	-0.02		2/21/2006 23:30	14.47	-0.02
2/22/2006 0:00	14.1	-0.02		2/22/2006 0:00	14.47	-0.02
2/22/2006 0:30	14.1	-0.02		2/22/2006 0:30	14.47	-0.02
2/22/2006 1:00	14.1	-0.02		2/22/2006 1:00	14.47	-0.02
2/22/2006 1:30	14.1	-0.02		2/22/2006 1:30	14.47	-0.02
2/22/2006 2:00	14.1	-0.02		2/22/2006 2:00	14.44	-0.02
2/22/2006 2:30	14.07	-0.02		2/22/2006 2:30	14.44	-0.02
2/22/2006 3:00	14.07	-0.02		2/22/2006 3:00	14.44	-0.02
2/22/2006 3:30	14.07	-0.02		2/22/2006 3:30	14.44	-0.02
2/22/2006 4:00	14.07	-0.02		2/22/2006 4:00	14.44	-0.02
2/22/2006 4:30	14.04	-0.02		2/22/2006 4:30	14.44	-0.02
2/22/2006 5:00	14.04	-0.02		2/22/2006 5:00	14.44	-0.02
2/22/2006 5:30	14.04	-0.02		2/22/2006 5:30	14.44	-0.03
2/22/2006 6:00	14.04	-0.03		2/22/2006 6:00	14.44	-0.03
2/22/2006 6:30	14.04	-0.03		2/22/2006 6:30	14.44	-0.03
2/22/2006 7:00	14.04	-0.04		2/22/2006 7:00	14.44	-0.04
2/22/2006 7:30	14.04	-0.04		2/22/2006 7:30	14.44	-0.04
2/22/2006 8:00	14.04	-0.05		2/22/2006 8:00	14.44	-0.05
2/22/2006 8:30	14.02	-0.05		2/22/2006 8:30	14.44	-0.05
2/22/2006 9:00	14.02	-0.05		2/22/2006 9:00	14.44	-0.06
2/22/2006 9:30	14.02	-0.06		2/22/2006 9:30	14.44	-0.06
2/22/2006 10:00	14.02	-0.06		2/22/2006 10:00	14.44	-0.06
2/22/2006 10:30	14.02	-0.05		2/22/2006 10:30	14.44	-0.06
2/22/2006 11:00	13.99	-0.05		2/22/2006 11:00	14.44	-0.06
2/22/2006 11:30	13.99	-0.05		2/22/2006 11:30	14.44	-0.05
2/22/2006 12:00	13.99	-0.05		2/22/2006 12:00	14.44	-0.05

2/22/2006 12:30	13.99	-0.04		2/22/2006 12:30	14.44	-0.05
2/22/2006 13:00	13.99	-0.03		2/22/2006 13:00	14.44	-0.04
2/22/2006 13:30	13.99	-0.03		2/22/2006 13:30	14.44	-0.04
2/22/2006 14:00	14.02	-0.02		2/22/2006 14:00	14.44	-0.03
2/22/2006 14:30	14.02	-0.02		2/22/2006 14:30	14.44	-0.03
2/22/2006 15:00	14.02	-0.02		2/22/2006 15:00	14.44	-0.02
2/22/2006 15:30	14.02	-0.02		2/22/2006 15:30	14.44	-0.02
2/22/2006 16:00	14.04	-0.01		2/22/2006 16:00	14.44	-0.02
2/22/2006 16:30	14.04	-0.01		2/22/2006 16:30	14.44	-0.02
2/22/2006 17:00	14.04	0		2/22/2006 17:00	14.44	-0.02
2/22/2006 17:30	14.04	0		2/22/2006 17:30	14.44	-0.01
2/22/2006 18:00	14.07	0		2/22/2006 18:00	14.44	-0.01
2/22/2006 18:30	14.07	0		2/22/2006 18:30	14.44	-0.01
2/22/2006 19:00	14.1	0		2/22/2006 19:00	14.44	-0.02
2/22/2006 19:30	14.1	0		2/22/2006 19:30	14.44	-0.02
2/22/2006 20:00	14.1	0		2/22/2006 20:00	14.44	-0.02
2/22/2006 20:30	14.1	0		2/22/2006 20:30	14.44	-0.02
2/22/2006 21:00	14.1	0		2/22/2006 21:00	14.44	-0.02
2/22/2006 21:30	14.12	-0.01		2/22/2006 21:30	14.44	-0.02
2/22/2006 22:00	14.12	-0.01		2/22/2006 22:00	14.44	-0.02
2/22/2006 22:30	14.12	-0.01		2/22/2006 22:30	14.44	-0.02
2/22/2006 23:00	14.12	-0.01		2/22/2006 23:00	14.44	-0.02
2/22/2006 23:30	14.12	-0.01		2/22/2006 23:30	14.44	-0.02
2/23/2006 0:00	14.12	-0.01		2/23/2006 0:00	14.44	-0.02
2/23/2006 0:30	14.12	-0.01		2/23/2006 0:30	14.44	-0.02
2/23/2006 1:00	14.12	-0.01		2/23/2006 1:00	14.44	-0.03
2/23/2006 1:30	14.1	-0.01		2/23/2006 1:30	14.44	-0.03
2/23/2006 2:00	14.1	-0.02		2/23/2006 2:00	14.44	-0.03
2/23/2006 2:30	14.1	-0.02		2/23/2006 2:30	14.44	-0.03
2/23/2006 3:00	14.1	-0.02		2/23/2006 3:00	14.44	-0.03
2/23/2006 3:30	14.1	-0.02		2/23/2006 3:30	14.44	-0.03
2/23/2006 4:00	14.07	-0.02		2/23/2006 4:00	14.44	-0.03
2/23/2006 4:30	14.07	-0.02		2/23/2006 4:30	14.44	-0.03
2/23/2006 5:00	14.07	-0.02		2/23/2006 5:00	14.44	-0.03
2/23/2006 5:30	14.07	-0.02		2/23/2006 5:30	14.44	-0.03
2/23/2006 6:00	14.07	-0.02		2/23/2006 6:00	14.44	-0.04
2/23/2006 6:30	14.04	-0.03		2/23/2006 6:30	14.44	-0.04
2/23/2006 7:00	14.04	-0.03		2/23/2006 7:00	14.44	-0.04
2/23/2006 7:30	14.04	-0.03		2/23/2006 7:30	14.44	-0.04
2/23/2006 8:00	14.04	-0.03		2/23/2006 8:00	14.44	-0.05
2/23/2006 8:30	14.04	-0.04		2/23/2006 8:30	14.44	-0.05
2/23/2006 9:00	14.04	-0.04		2/23/2006 9:00	14.44	-0.05
2/23/2006 9:30	14.04	-0.04		2/23/2006 9:30	14.44	-0.05
2/23/2006 10:00	14.04	-0.04		2/23/2006 10:00	14.44	-0.05
2/23/2006 10:30	14.02	-0.04		2/23/2006 10:30	14.44	-0.05
2/23/2006 11:00	14.02	-0.03		2/23/2006 11:00	14.44	-0.05
2/23/2006 11:30	14.02	-0.03		2/23/2006 11:30	14.44	-0.04
2/23/2006 12:00	14.02	-0.03		2/23/2006 12:00	14.44	-0.04
2/23/2006 12:30	14.04	-0.02		2/23/2006 12:30	14.44	-0.04
2/23/2006 13:00	14.04	-0.01		2/23/2006 13:00	14.44	-0.03
2/23/2006 13:30	14.04	0		2/23/2006 13:30	14.44	-0.02
2/23/2006 14:00	14.04	0		2/23/2006 14:00	14.44	-0.02
2/23/2006 14:30	14.04	0.01		2/23/2006 14:30	14.44	-0.01
2/23/2006 15:00	14.04	0.01		2/23/2006 15:00	14.44	-0.01
2/23/2006 15:30	14.07	0.02		2/23/2006 15:30	14.44	0

2/23/2006 16:00	14.07	0.02		2/23/2006 16:00	14.44	0
2/23/2006 16:30	14.1	0.02		2/23/2006 16:30	14.44	0
2/23/2006 17:00	14.1	0.02		2/23/2006 17:00	14.44	0
2/23/2006 17:30	14.12	0.02		2/23/2006 17:30	14.44	0
2/23/2006 18:00	14.12	0.02		2/23/2006 18:00	14.44	0
2/23/2006 18:30	14.12	0.02		2/23/2006 18:30	14.47	0
2/23/2006 19:00	14.12	0.02		2/23/2006 19:00	14.47	0
2/23/2006 19:30	14.12	0.02		2/23/2006 19:30	14.47	0
2/23/2006 20:00	14.12	0.02		2/23/2006 20:00	14.47	0
2/23/2006 20:30	14.15	0.02		2/23/2006 20:30	14.47	0
2/23/2006 21:00	14.15	0.02		2/23/2006 21:00	14.47	0
2/23/2006 21:30	14.15	0.02		2/23/2006 21:30	14.47	0
2/23/2006 22:00	14.15	0.02		2/23/2006 22:00	14.47	-0.01
2/23/2006 22:30	14.15	0.02		2/23/2006 22:30	14.47	-0.01
2/23/2006 23:00	14.15	0.01		2/23/2006 23:00	14.47	-0.01
2/23/2006 23:30	14.15	0.02		2/23/2006 23:30	14.47	-0.01
2/24/2006 0:00	14.15	0.02		2/24/2006 0:00	14.47	-0.01
2/24/2006 0:30	14.15	0.02		2/24/2006 0:30	14.47	-0.01
2/24/2006 1:00	14.15	0.02		2/24/2006 1:00	14.5	0
2/24/2006 1:30	14.15	0.02		2/24/2006 1:30	14.47	-0.01
2/24/2006 2:00	14.15	0.02		2/24/2006 2:00	14.5	-0.01
2/24/2006 2:30	14.15	0.02		2/24/2006 2:30	14.47	-0.01
2/24/2006 3:00	14.15	0.02		2/24/2006 3:00	14.47	0
2/24/2006 3:30	14.15	0.02		2/24/2006 3:30	14.47	0
2/24/2006 4:00	14.15	0.02		2/24/2006 4:00	14.47	0
2/24/2006 4:30	14.12	0.02		2/24/2006 4:30	14.47	0
2/24/2006 5:00	14.12	0.02		2/24/2006 5:00	14.47	-0.01
2/24/2006 5:30	14.12	0.01		2/24/2006 5:30	14.47	-0.01
2/24/2006 6:00	14.12	0.01		2/24/2006 6:00	14.47	-0.01
2/24/2006 6:30	14.12	0.01		2/24/2006 6:30	14.47	-0.02
2/24/2006 7:00	14.12	0		2/24/2006 7:00	14.47	-0.02
2/24/2006 7:30	14.12	0		2/24/2006 7:30	14.47	-0.02
2/24/2006 8:00	14.12	-0.01		2/24/2006 8:00	14.47	-0.03
2/24/2006 8:30	14.12	-0.01		2/24/2006 8:30	14.44	-0.03
2/24/2006 9:00	14.1	-0.01		2/24/2006 9:00	14.47	-0.04
2/24/2006 9:30	14.1	-0.02		2/24/2006 9:30	14.44	-0.04
2/24/2006 10:00	14.1	-0.02		2/24/2006 10:00	14.44	-0.04
2/24/2006 10:30	14.1	-0.02		2/24/2006 10:30	14.44	-0.04
2/24/2006 11:00	14.07	-0.02		2/24/2006 11:00	14.44	-0.04
2/24/2006 11:30	14.07	-0.02		2/24/2006 11:30	14.44	-0.04
2/24/2006 12:00	14.07	-0.02		2/24/2006 12:00	14.44	-0.04
2/24/2006 12:30	14.07	-0.01		2/24/2006 12:30	14.44	-0.03
2/24/2006 13:00	14.1	-0.01		2/24/2006 13:00	14.44	-0.03
2/24/2006 13:30	14.1	0		2/24/2006 13:30	14.47	-0.02
2/24/2006 14:00	14.1	0		2/24/2006 14:00	14.47	-0.02
2/24/2006 14:30	14.1	0.01		2/24/2006 14:30	14.47	-0.01
2/24/2006 15:00	14.12	0.01		2/24/2006 15:00	14.47	-0.01
2/24/2006 15:30	14.12	0.01		2/24/2006 15:30	14.47	-0.01
2/24/2006 16:00	14.12	0.02		2/24/2006 16:00	14.47	-0.01
2/24/2006 16:30	14.12	0.02		2/24/2006 16:30	14.47	0
2/24/2006 17:00	14.12	0.03		2/24/2006 17:00	14.47	0
2/24/2006 17:30	14.15	0.03		2/24/2006 17:30	14.5	0
2/24/2006 18:00	14.15	0.03		2/24/2006 18:00	14.5	0
2/24/2006 18:30	14.15	0.03		2/24/2006 18:30	14.5	0
2/24/2006 19:00	14.15	0.02		2/24/2006 19:00	14.5	0

2/24/2006 19:30	14.18	0.02		2/24/2006 19:30	14.5	0
2/24/2006 20:00	14.18	0.02		2/24/2006 20:00	14.5	0
2/24/2006 20:30	14.18	0.02		2/24/2006 20:30	14.5	-0.01
2/24/2006 21:00	14.2	0.02		2/24/2006 21:00	14.5	-0.01
2/24/2006 21:30	14.2	0.01		2/24/2006 21:30	14.5	-0.01
2/24/2006 22:00	14.2	0.01		2/24/2006 22:00	14.5	-0.01
2/24/2006 22:30	14.2	0.01		2/24/2006 22:30	14.5	-0.02
2/24/2006 23:00	14.2	0		2/24/2006 23:00	14.5	-0.02
2/24/2006 23:30	14.2	0		2/24/2006 23:30	14.52	-0.02
2/25/2006 0:00	14.2	0		2/25/2006 0:00	14.52	-0.02
2/25/2006 0:30	14.2	0		2/25/2006 0:30	14.52	-0.02
2/25/2006 1:00	14.2	0		2/25/2006 1:00	14.5	-0.02
2/25/2006 1:30	14.2	0		2/25/2006 1:30	14.52	-0.02
2/25/2006 2:00	14.2	0		2/25/2006 2:00	14.5	-0.02
2/25/2006 2:30	14.2	-0.01		2/25/2006 2:30	14.5	-0.02
2/25/2006 3:00	14.2	0		2/25/2006 3:00	14.5	-0.02
2/25/2006 3:30	14.2	0		2/25/2006 3:30	14.52	-0.02
2/25/2006 4:00	14.18	0		2/25/2006 4:00	14.5	-0.02
2/25/2006 4:30	14.18	-0.01		2/25/2006 4:30	14.52	-0.02
2/25/2006 5:00	14.18	-0.01		2/25/2006 5:00	14.5	-0.03
2/25/2006 5:30	14.18	-0.01		2/25/2006 5:30	14.5	-0.03
2/25/2006 6:00	14.18	-0.02		2/25/2006 6:00	14.5	-0.03
2/25/2006 6:30	14.18	-0.02		2/25/2006 6:30	14.5	-0.03
2/25/2006 7:00	14.18	-0.03		2/25/2006 7:00	14.5	-0.04
2/25/2006 7:30	14.15	-0.03		2/25/2006 7:30	14.5	-0.04
2/25/2006 8:00	14.15	-0.03		2/25/2006 8:00	14.5	-0.04
2/25/2006 8:30	14.15	-0.03		2/25/2006 8:30	14.5	-0.04
2/25/2006 9:00	14.15	-0.03		2/25/2006 9:00	14.5	-0.04
2/25/2006 9:30	14.15	-0.03		2/25/2006 9:30	14.5	-0.04
2/25/2006 10:00	14.15	-0.03		2/25/2006 10:00	14.5	-0.04
2/25/2006 10:30	14.15	-0.03		2/25/2006 10:30	14.5	-0.04
2/25/2006 11:00	14.15	-0.03		2/25/2006 11:00	14.5	-0.04
2/25/2006 11:30	14.15	-0.03		2/25/2006 11:30	14.5	-0.04
2/25/2006 12:00	14.15	-0.02		2/25/2006 12:00	14.5	-0.03
2/25/2006 12:30	14.15	-0.02		2/25/2006 12:30	14.5	-0.03
2/25/2006 13:00	14.15	-0.01		2/25/2006 13:00	14.5	-0.02
2/25/2006 13:30	14.15	0		2/25/2006 13:30	14.5	-0.01
2/25/2006 14:00	14.15	0		2/25/2006 14:00	14.5	-0.01
2/25/2006 14:30	14.15	0.01		2/25/2006 14:30	14.5	0
2/25/2006 15:00	14.15	0.01		2/25/2006 15:00	14.5	0
2/25/2006 15:30	14.18	0.02		2/25/2006 15:30	14.52	0.01
2/25/2006 16:00	14.18	0.03		2/25/2006 16:00	14.52	0.02
2/25/2006 16:30	14.18	0.03		2/25/2006 16:30	14.52	0.02
2/25/2006 17:00	14.2	0.04		2/25/2006 17:00	14.52	0.02
2/25/2006 17:30	14.2	0.04		2/25/2006 17:30	14.52	0.02
2/25/2006 18:00	14.2	0.04		2/25/2006 18:00	14.52	0.02
2/25/2006 18:30	14.23	0.04		2/25/2006 18:30	14.52	0.02
2/25/2006 19:00	14.23	0.04		2/25/2006 19:00	14.52	0.02
2/25/2006 19:30	14.23	0.04		2/25/2006 19:30	14.52	0.02
2/25/2006 20:00	14.23	0.04		2/25/2006 20:00	14.52	0.02
2/25/2006 20:30	14.26	0.04		2/25/2006 20:30	14.55	0.02
2/25/2006 21:00	14.26	0.04		2/25/2006 21:00	14.55	0.02
2/25/2006 21:30	14.26	0.03		2/25/2006 21:30	14.55	0.01
2/25/2006 22:00	14.26	0.03		2/25/2006 22:00	14.55	0.01
2/25/2006 22:30	14.26	0.03		2/25/2006 22:30	14.55	0.01

2/25/2006 23:00	14.26	0.03		2/25/2006 23:00	14.55	0.01
2/25/2006 23:30	14.26	0.04		2/25/2006 23:30	14.55	0.02
2/26/2006 0:00	14.26	0.04		2/26/2006 0:00	14.55	0.02
2/26/2006 0:30	14.26	0.04		2/26/2006 0:30	14.55	0.02
2/26/2006 1:00	14.26	0.04		2/26/2006 1:00	14.55	0.02
2/26/2006 1:30	14.26	0.04		2/26/2006 1:30	14.55	0.02
2/26/2006 2:00	14.26	0.05		2/26/2006 2:00	14.55	0.03
2/26/2006 2:30	14.26	0.05		2/26/2006 2:30	14.55	0.03
2/26/2006 3:00	14.26	0.05		2/26/2006 3:00	14.55	0.03
2/26/2006 3:30	14.26	0.06		2/26/2006 3:30	14.55	0.03
2/26/2006 4:00	14.26	0.06		2/26/2006 4:00	14.55	0.03
2/26/2006 4:30	14.26	0.06		2/26/2006 4:30	14.55	0.04
2/26/2006 5:00	14.26	0.07		2/26/2006 5:00	14.55	0.04
2/26/2006 5:30	14.26	0.07		2/26/2006 5:30	14.55	0.04
2/26/2006 6:00	14.23	0.06		2/26/2006 6:00	14.55	0.03
2/26/2006 6:30	14.23	0.06		2/26/2006 6:30	14.55	0.03
2/26/2006 7:00	14.23	0.07		2/26/2006 7:00	14.52	0.04
2/26/2006 7:30	14.23	0.07		2/26/2006 7:30	14.52	0.04
2/26/2006 8:00	14.23	0.07		2/26/2006 8:00	14.55	0.03
2/26/2006 8:30	14.23	0.06		2/26/2006 8:30	14.52	0.03
2/26/2006 9:00	14.23	0.06		2/26/2006 9:00	14.52	0.03
2/26/2006 9:30	14.23	0.06		2/26/2006 9:30	14.52	0.03
2/26/2006 10:00	14.23	0.06		2/26/2006 10:00	14.52	0.03
2/26/2006 10:30	14.23	0.06		2/26/2006 10:30	14.55	0.03
2/26/2006 11:00	14.23	0.06		2/26/2006 11:00	14.52	0.03
2/26/2006 11:30	14.2	0.06		2/26/2006 11:30	14.52	0.02
2/26/2006 12:00	14.2	0.06		2/26/2006 12:00	14.52	0.02
2/26/2006 12:30	14.2	0.06		2/26/2006 12:30	14.52	0.02
2/26/2006 13:00	14.2	0.06		2/26/2006 13:00	14.52	0.02
2/26/2006 13:30	14.2	0.06		2/26/2006 13:30	14.52	0.03
2/26/2006 14:00	14.2	0.07		2/26/2006 14:00	14.52	0.03
2/26/2006 14:30	14.2	0.07		2/26/2006 14:30	14.52	0.03
2/26/2006 15:00	14.2	0.07		2/26/2006 15:00	14.52	0.03
2/26/2006 15:30	14.2	0.07		2/26/2006 15:30	14.52	0.03
2/26/2006 16:00	14.2	0.06		2/26/2006 16:00	14.52	0.02
2/26/2006 16:30	14.2	0.06		2/26/2006 16:30	14.52	0.02
2/26/2006 17:00	14.2	0.07		2/26/2006 17:00	14.52	0.02
2/26/2006 17:30	14.2	0.06		2/26/2006 17:30	14.52	0.02
2/26/2006 18:00	14.2	0.07		2/26/2006 18:00	14.52	0.02
2/26/2006 18:30	14.2	0.07		2/26/2006 18:30	14.52	0.02
2/26/2006 19:00	14.2	0.07		2/26/2006 19:00	14.52	0.02
2/26/2006 19:30	14.2	0.07		2/26/2006 19:30	14.52	0.02
2/26/2006 20:00	14.2	0.06		2/26/2006 20:00	14.52	0.01
2/26/2006 20:30	14.2	0.06		2/26/2006 20:30	14.52	0.02
2/26/2006 21:00	14.2	0.07		2/26/2006 21:00	14.52	0.02
2/26/2006 21:30	14.2	0.06		2/26/2006 21:30	14.52	0.01
2/26/2006 22:00	14.2	0.06		2/26/2006 22:00	14.52	0.01
2/26/2006 22:30	14.2	0.06		2/26/2006 22:30	14.52	0.01
2/26/2006 23:00	14.2	0.06		2/26/2006 23:00	14.52	0.01
2/26/2006 23:30	14.18	0.06		2/26/2006 23:30	14.52	0.01
2/27/2006 0:00	14.18	0.06		2/27/2006 0:00	14.52	0.01
2/27/2006 0:30	14.18	0.07		2/27/2006 0:30	14.52	0.01
2/27/2006 1:00	14.18	0.06		2/27/2006 1:00	14.52	0.01
2/27/2006 1:30	14.18	0.07		2/27/2006 1:30	14.52	0.01
2/27/2006 2:00	14.18	0.06		2/27/2006 2:00	14.52	0.01

2/27/2006 2:30	14.18	0.07		2/27/2006 2:30	14.52	0.01
2/27/2006 3:00	14.18	0.07		2/27/2006 3:00	14.52	0.02
2/27/2006 3:30	14.18	0.07		2/27/2006 3:30	14.52	0.01
2/27/2006 4:00	14.18	0.08		2/27/2006 4:00	14.52	0.02
2/27/2006 4:30	14.15	0.08		2/27/2006 4:30	14.52	0.02
2/27/2006 5:00	14.15	0.09		2/27/2006 5:00	14.5	0.02
2/27/2006 5:30	14.15	0.09		2/27/2006 5:30	14.5	0.03
2/27/2006 6:00	14.15	0.09		2/27/2006 6:00	14.5	0.02
2/27/2006 6:30	14.15	0.09		2/27/2006 6:30	14.5	0.03
2/27/2006 7:00	14.15	0.09		2/27/2006 7:00	14.5	0.03
2/27/2006 7:30	14.15	0.1		2/27/2006 7:30	14.5	0.03
2/27/2006 8:00	14.15	0.1		2/27/2006 8:00	14.5	0.03
2/27/2006 8:30	14.15	0.1		2/27/2006 8:30	14.5	0.03
2/27/2006 9:00	14.15	0.09		2/27/2006 9:00	14.5	0.02
2/27/2006 9:30	14.15	0.08		2/27/2006 9:30	14.5	0.01
2/27/2006 10:00	14.15	0.08		2/27/2006 10:00	14.5	0.01
2/27/2006 10:30	14.15	0.08		2/27/2006 10:30	14.5	0.01
2/27/2006 11:00	14.15	0.08		2/27/2006 11:00	14.5	0.01
2/27/2006 11:30	14.15	0.08		2/27/2006 11:30	14.5	0.01
2/27/2006 12:00	14.15	0.08		2/27/2006 12:00	14.5	0.01
2/27/2006 12:30	14.15	0.08		2/27/2006 12:30	14.5	0.01
2/27/2006 13:00	14.15	0.09		2/27/2006 13:00	14.5	0.02
2/27/2006 13:30	14.15	0.11		2/27/2006 13:30	14.5	0.03
2/27/2006 14:00	14.15	0.12		2/27/2006 14:00	14.5	0.04
2/27/2006 14:30	14.15	0.13		2/27/2006 14:30	14.5	0.05
2/27/2006 15:00	14.15	0.13		2/27/2006 15:00	14.5	0.05
2/27/2006 15:30	14.15	0.13		2/27/2006 15:30	14.5	0.05
2/27/2006 16:00	14.15	0.15		2/27/2006 16:00	14.5	0.06
2/27/2006 16:30	14.15	0.15		2/27/2006 16:30	14.47	0.06
2/27/2006 17:00	14.15	0.16		2/27/2006 17:00	14.5	0.07
2/27/2006 17:30	14.15	0.17		2/27/2006 17:30	14.5	0.07
2/27/2006 18:00	14.15	0.17		2/27/2006 18:00	14.47	0.07
2/27/2006 18:30	14.15	0.17		2/27/2006 18:30	14.47	0.07
2/27/2006 19:00	14.15	0.17		2/27/2006 19:00	14.47	0.07
2/27/2006 19:30	14.15	0.17		2/27/2006 19:30	14.5	0.07
2/27/2006 20:00	14.15	0.17		2/27/2006 20:00	14.5	0.07
2/27/2006 20:30	14.15	0.18		2/27/2006 20:30	14.5	0.07
2/27/2006 21:00	14.15	0.18		2/27/2006 21:00	14.5	0.07
2/27/2006 21:30	14.15	0.17		2/27/2006 21:30	14.47	0.06
2/27/2006 22:00	14.15	0.15		2/27/2006 22:00	14.47	0.05
2/27/2006 22:30	14.15	0.15		2/27/2006 22:30	14.47	0.04
2/27/2006 23:00	14.15	0.14		2/27/2006 23:00	14.47	0.04
2/27/2006 23:30	14.15	0.14		2/27/2006 23:30	14.47	0.04
2/28/2006 0:00	14.15	0.13		2/28/2006 0:00	14.5	0.03
2/28/2006 0:30	14.15	0.12		2/28/2006 0:30	14.5	0.02
2/28/2006 1:00	14.15	0.12		2/28/2006 1:00	14.5	0.02
2/28/2006 1:30	14.15	0.11		2/28/2006 1:30	14.47	0.01
2/28/2006 2:00	14.15	0.1		2/28/2006 2:00	14.47	0
2/28/2006 2:30	14.15	0.09		2/28/2006 2:30	14.47	-0.01
2/28/2006 3:00	14.15	0.07		2/28/2006 3:00	14.47	-0.02
2/28/2006 3:30	14.15	0.06		2/28/2006 3:30	14.47	-0.03
2/28/2006 4:00	14.15	0.05		2/28/2006 4:00	14.47	-0.04
2/28/2006 4:30	14.15	0.04		2/28/2006 4:30	14.47	-0.05
2/28/2006 5:00	14.15	0.03		2/28/2006 5:00	14.47	-0.05
2/28/2006 5:30	14.15	0.03		2/28/2006 5:30	14.47	-0.06

2/28/2006 6:00	14.15	0.02		2/28/2006 6:00	14.47	-0.07
2/28/2006 6:30	14.15	0.01		2/28/2006 6:30	14.47	-0.07
2/28/2006 7:00	14.15	0		2/28/2006 7:00	14.47	-0.08
2/28/2006 7:30	14.15	0		2/28/2006 7:30	14.47	-0.08
2/28/2006 8:00	14.15	-0.01		2/28/2006 8:00	14.47	-0.09
2/28/2006 8:30	14.15	-0.02		2/28/2006 8:30	14.47	-0.1

Appendix K: Smart Reader Data – Top Tier

81406 - Control Top			81511 - Test Top		
Timestamp	Ext Temp (°C)	10" WC (PSI)	Timestamp	Ext Temp (°C)	10" WC (PSI)
1/31/2006 12:29	14.34	-0.01	1/31/2006 12:30	14.5	-0.01
1/31/2006 12:59	14.34	-0.01	1/31/2006 13:00	14.5	-0.01
1/31/2006 13:29	14.31	-0.01	1/31/2006 13:30	14.5	-0.01
1/31/2006 13:59	14.31	-0.01	1/31/2006 14:00	14.5	-0.01
1/31/2006 14:29	14.28	-0.01	1/31/2006 14:30	14.5	-0.01
1/31/2006 14:59	14.28	-0.01	1/31/2006 15:00	14.47	-0.01
1/31/2006 15:29	14.26	-0.01	1/31/2006 15:30	14.47	-0.01
1/31/2006 15:59	14.26	-0.01	1/31/2006 16:00	14.47	-0.01
1/31/2006 16:29	14.26	-0.01	1/31/2006 16:30	14.47	-0.01
1/31/2006 16:59	14.26	-0.01	1/31/2006 17:00	14.47	-0.01
1/31/2006 17:29	14.23	-0.01	1/31/2006 17:30	14.47	-0.01
1/31/2006 17:59	14.23	-0.01	1/31/2006 18:00	14.44	-0.02
1/31/2006 18:29	14.23	-0.01	1/31/2006 18:30	14.44	-0.02
1/31/2006 18:59	14.23	-0.01	1/31/2006 19:00	14.44	-0.02
1/31/2006 19:29	14.23	-0.01	1/31/2006 19:30	14.42	-0.02
1/31/2006 19:59	14.2	-0.01	1/31/2006 20:00	14.44	-0.02
1/31/2006 20:29	14.2	-0.01	1/31/2006 20:30	14.44	-0.02
1/31/2006 20:59	14.18	-0.01	1/31/2006 21:00	14.42	-0.02
1/31/2006 21:29	14.18	-0.01	1/31/2006 21:30	14.42	-0.02
1/31/2006 21:59	14.15	-0.01	1/31/2006 22:00	14.42	-0.02
1/31/2006 22:29	14.15	-0.01	1/31/2006 22:30	14.42	-0.02
1/31/2006 22:59	14.15	-0.01	1/31/2006 23:00	14.42	-0.02
1/31/2006 23:29	14.18	-0.01	1/31/2006 23:30	14.42	-0.02
1/31/2006 23:59	14.15	-0.01	2/1/2006 0:00	14.39	-0.02
2/1/2006 0:29	14.15	-0.01	2/1/2006 0:30	14.39	-0.01
2/1/2006 0:59	14.15	-0.01	2/1/2006 1:00	14.39	-0.01
2/1/2006 1:29	14.15	-0.01	2/1/2006 1:30	14.39	-0.01
2/1/2006 1:59	14.18	-0.01	2/1/2006 2:00	14.39	-0.01
2/1/2006 2:29	14.15	-0.01	2/1/2006 2:30	14.39	-0.01
2/1/2006 2:59	14.15	-0.01	2/1/2006 3:00	14.39	-0.01
2/1/2006 3:29	14.18	-0.01	2/1/2006 3:30	14.39	-0.01
2/1/2006 3:59	14.18	-0.01	2/1/2006 4:00	14.39	-0.01
2/1/2006 4:29	14.2	-0.01	2/1/2006 4:30	14.39	-0.01
2/1/2006 4:59	14.23	-0.01	2/1/2006 5:00	14.39	-0.01
2/1/2006 5:29	14.23	-0.01	2/1/2006 5:30	14.39	-0.01
2/1/2006 5:59	14.26	-0.01	2/1/2006 6:00	14.39	-0.01
2/1/2006 6:29	14.26	-0.01	2/1/2006 6:30	14.39	-0.01
2/1/2006 6:59	14.26	-0.01	2/1/2006 7:00	14.39	-0.01
2/1/2006 7:29	14.28	-0.01	2/1/2006 7:30	14.42	-0.01
2/1/2006 7:59	14.28	-0.01	2/1/2006 8:00	14.42	-0.01
2/1/2006 8:29	14.28	-0.01	2/1/2006 8:30	14.42	-0.01
2/1/2006 8:59	14.28	-0.01	2/1/2006 9:00	14.42	-0.01
2/1/2006 9:29	14.28	-0.01	2/1/2006 9:30	14.42	-0.01
2/1/2006 9:59	14.28	-0.01	2/1/2006 10:00	14.42	-0.01
2/1/2006 10:29	14.28	-0.01	2/1/2006 10:30	14.42	-0.01
2/1/2006 10:59	14.26	-0.01	2/1/2006 11:00	14.42	-0.01
2/1/2006 11:29	14.28	-0.01	2/1/2006 11:30	14.44	-0.01
2/1/2006 11:59	14.28	-0.01	2/1/2006 12:00	14.42	-0.01
2/1/2006 12:29	14.26	-0.01	2/1/2006 12:30	14.42	-0.01
2/1/2006 12:59	14.26	-0.01	2/1/2006 13:00	14.42	-0.01

2/1/2006 13:29	14.26	-0.01		2/1/2006 13:30	14.42	-0.01
2/1/2006 13:59	14.23	-0.01		2/1/2006 14:00	14.42	-0.01
2/1/2006 14:29	14.26	-0.01		2/1/2006 14:30	14.42	-0.01
2/1/2006 14:59	14.26	-0.01		2/1/2006 15:00	14.42	-0.01
2/1/2006 15:29	14.23	-0.01		2/1/2006 15:30	14.42	-0.01
2/1/2006 15:59	14.23	-0.01		2/1/2006 16:00	14.42	-0.01
2/1/2006 16:29	14.23	-0.01		2/1/2006 16:30	14.42	-0.01
2/1/2006 16:59	14.2	-0.01		2/1/2006 17:00	14.42	-0.01
2/1/2006 17:29	14.2	-0.01		2/1/2006 17:30	14.39	-0.01
2/1/2006 17:59	14.2	-0.01		2/1/2006 18:00	14.42	-0.01
2/1/2006 18:29	14.18	-0.01		2/1/2006 18:30	14.39	-0.01
2/1/2006 18:59	14.18	-0.01		2/1/2006 19:00	14.39	-0.01
2/1/2006 19:29	14.18	-0.01		2/1/2006 19:30	14.39	-0.01
2/1/2006 19:59	14.18	-0.01		2/1/2006 20:00	14.39	-0.01
2/1/2006 20:29	14.18	-0.01		2/1/2006 20:30	14.39	-0.01
2/1/2006 20:59	14.15	-0.01		2/1/2006 21:00	14.39	-0.01
2/1/2006 21:29	14.15	-0.01		2/1/2006 21:30	14.36	-0.02
2/1/2006 21:59	14.15	-0.01		2/1/2006 22:00	14.36	-0.01
2/1/2006 22:29	14.15	-0.01		2/1/2006 22:30	14.36	-0.01
2/1/2006 22:59	14.15	-0.01		2/1/2006 23:00	14.36	-0.01
2/1/2006 23:29	14.18	-0.01		2/1/2006 23:30	14.39	-0.01
2/1/2006 23:59	14.18	-0.01		2/2/2006 0:00	14.36	-0.01
2/2/2006 0:29	14.18	-0.01		2/2/2006 0:30	14.36	0
2/2/2006 0:59	14.18	-0.01		2/2/2006 1:00	14.36	-0.01
2/2/2006 1:29	14.18	-0.01		2/2/2006 1:30	14.36	0
2/2/2006 1:59	14.2	-0.01		2/2/2006 2:00	14.36	-0.01
2/2/2006 2:29	14.23	-0.01		2/2/2006 2:30	14.36	-0.01
2/2/2006 2:59	14.26	-0.01		2/2/2006 3:00	14.36	-0.01
2/2/2006 3:29	14.28	-0.01		2/2/2006 3:30	14.36	-0.01
2/2/2006 3:59	14.28	-0.01		2/2/2006 4:00	14.39	-0.01
2/2/2006 4:29	14.31	-0.01		2/2/2006 4:30	14.39	-0.01
2/2/2006 4:59	14.34	-0.01		2/2/2006 5:00	14.39	-0.01
2/2/2006 5:29	14.34	-0.01		2/2/2006 5:30	14.39	-0.01
2/2/2006 5:59	14.34	-0.01		2/2/2006 6:00	14.39	-0.01
2/2/2006 6:29	14.36	-0.01		2/2/2006 6:30	14.42	-0.01
2/2/2006 6:59	14.36	-0.01		2/2/2006 7:00	14.42	-0.01
2/2/2006 7:29	14.36	-0.01		2/2/2006 7:30	14.42	-0.01
2/2/2006 7:59	14.39	-0.01		2/2/2006 8:00	14.42	-0.01
2/2/2006 8:29	14.39	-0.01		2/2/2006 8:30	14.42	-0.01
2/2/2006 8:59	14.39	-0.01		2/2/2006 9:00	14.44	-0.01
2/2/2006 9:29	14.39	-0.01		2/2/2006 9:30	14.42	-0.01
2/2/2006 9:59	14.36	-0.01		2/2/2006 10:00	14.44	-0.01
2/2/2006 10:29	14.36	-0.01		2/2/2006 10:30	14.44	-0.01
2/2/2006 10:59	14.36	-0.01		2/2/2006 11:00	14.44	-0.01
2/2/2006 11:29	14.36	-0.01		2/2/2006 11:30	14.44	-0.01
2/2/2006 11:59	14.36	-0.01		2/2/2006 12:00	14.44	-0.01
2/2/2006 12:29	14.36	-0.01		2/2/2006 12:30	14.44	-0.01
2/2/2006 12:59	14.36	-0.01		2/2/2006 13:00	14.44	-0.01
2/2/2006 13:29	14.36	-0.01		2/2/2006 13:30	14.44	-0.01
2/2/2006 13:59	14.34	-0.01		2/2/2006 14:00	14.44	-0.01
2/2/2006 14:29	14.34	-0.01		2/2/2006 14:30	14.44	-0.01
2/2/2006 14:59	14.34	-0.01		2/2/2006 15:00	14.44	-0.01
2/2/2006 15:29	14.34	-0.01		2/2/2006 15:30	14.44	-0.01
2/2/2006 15:59	14.34	-0.01		2/2/2006 16:00	14.44	-0.01
2/2/2006 16:29	14.34	-0.01		2/2/2006 16:30	14.44	-0.01

2/2/2006 16:59	14.34	-0.01		2/2/2006 17:00	14.44	-0.01
2/2/2006 17:29	14.34	-0.01		2/2/2006 17:30	14.44	-0.01
2/2/2006 17:59	14.34	-0.01		2/2/2006 18:00	14.44	-0.01
2/2/2006 18:29	14.31	-0.01		2/2/2006 18:30	14.44	-0.01
2/2/2006 18:59	14.31	-0.01		2/2/2006 19:00	14.44	-0.01
2/2/2006 19:29	14.31	-0.01		2/2/2006 19:30	14.44	-0.01
2/2/2006 19:59	14.31	-0.01		2/2/2006 20:00	14.44	-0.01
2/2/2006 20:29	14.31	-0.01		2/2/2006 20:30	14.44	-0.02
2/2/2006 20:59	14.31	-0.01		2/2/2006 21:00	14.44	-0.01
2/2/2006 21:29	14.31	-0.01		2/2/2006 21:30	14.44	-0.01
2/2/2006 21:59	14.28	-0.01		2/2/2006 22:00	14.42	-0.01
2/2/2006 22:29	14.28	-0.01		2/2/2006 22:30	14.44	-0.01
2/2/2006 22:59	14.28	-0.01		2/2/2006 23:00	14.42	-0.01
2/2/2006 23:29	14.28	-0.01		2/2/2006 23:30	14.42	-0.01
2/2/2006 23:59	14.28	-0.01		2/3/2006 0:00	14.42	-0.01
2/3/2006 0:29	14.28	-0.01		2/3/2006 0:30	14.42	-0.01
2/3/2006 0:59	14.28	-0.01		2/3/2006 1:00	14.42	-0.01
2/3/2006 1:29	14.28	-0.01		2/3/2006 1:30	14.42	0
2/3/2006 1:59	14.28	-0.01		2/3/2006 2:00	14.42	0
2/3/2006 2:29	14.31	-0.01		2/3/2006 2:30	14.42	-0.01
2/3/2006 2:59	14.34	-0.01		2/3/2006 3:00	14.42	-0.01
2/3/2006 3:29	14.34	-0.01		2/3/2006 3:30	14.42	-0.01
2/3/2006 3:59	14.34	-0.01		2/3/2006 4:00	14.44	-0.01
2/3/2006 4:29	14.36	-0.01		2/3/2006 4:30	14.44	-0.01
2/3/2006 4:59	14.39	-0.01		2/3/2006 5:00	14.44	-0.01
2/3/2006 5:29	14.44	-0.01		2/3/2006 5:30	14.44	-0.01
2/3/2006 5:59	14.44	-0.01		2/3/2006 6:00	14.47	-0.01
2/3/2006 6:29	14.47	-0.01		2/3/2006 6:30	14.47	-0.01
2/3/2006 6:59	14.5	-0.01		2/3/2006 7:00	14.47	-0.01
2/3/2006 7:29	14.52	-0.01		2/3/2006 7:30	14.47	-0.01
2/3/2006 7:59	14.52	-0.01		2/3/2006 8:00	14.5	-0.01
2/3/2006 8:29	14.52	-0.01		2/3/2006 8:30	14.5	-0.01
2/3/2006 8:59	14.55	-0.01		2/3/2006 9:00	14.5	-0.01
2/3/2006 9:29	14.55	-0.01		2/3/2006 9:30	14.5	-0.01
2/3/2006 9:59	14.52	-0.01		2/3/2006 10:00	14.52	-0.01
2/3/2006 10:29	14.52	-0.01		2/3/2006 10:30	14.52	-0.01
2/3/2006 10:59	14.52	-0.01		2/3/2006 11:00	14.52	-0.01
2/3/2006 11:29	14.55	-0.01		2/3/2006 11:30	14.52	-0.01
2/3/2006 11:59	14.55	-0.01		2/3/2006 12:00	14.55	-0.01
2/3/2006 12:29	14.55	-0.01		2/3/2006 12:30	14.55	-0.01
2/3/2006 12:59	14.55	-0.01		2/3/2006 13:00	14.55	-0.01
2/3/2006 13:29	14.55	-0.01		2/3/2006 13:30	14.55	-0.01
2/3/2006 13:59	14.55	-0.01		2/3/2006 14:00	14.55	-0.01
2/3/2006 14:29	14.55	-0.01		2/3/2006 14:30	14.55	-0.01
2/3/2006 14:59	14.52	-0.01		2/3/2006 15:00	14.55	-0.01
2/3/2006 15:29	14.52	-0.01		2/3/2006 15:30	14.55	-0.01
2/3/2006 15:59	14.5	-0.01		2/3/2006 16:00	14.55	-0.01
2/3/2006 16:29	14.5	-0.01		2/3/2006 16:30	14.55	-0.01
2/3/2006 16:59	14.47	-0.01		2/3/2006 17:00	14.55	-0.01
2/3/2006 17:29	14.47	-0.01		2/3/2006 17:30	14.55	-0.01
2/3/2006 17:59	14.47	-0.01		2/3/2006 18:00	14.55	-0.01
2/3/2006 18:29	14.44	-0.01		2/3/2006 18:30	14.55	-0.01
2/3/2006 18:59	14.44	-0.01		2/3/2006 19:00	14.55	-0.02
2/3/2006 19:29	14.44	-0.01		2/3/2006 19:30	14.55	-0.01
2/3/2006 19:59	14.44	-0.01		2/3/2006 20:00	14.55	-0.01

2/3/2006 20:29	14.44	-0.01		2/3/2006 20:30	14.55	-0.01
2/3/2006 20:59	14.44	-0.01		2/3/2006 21:00	14.55	-0.01
2/3/2006 21:29	14.44	-0.01		2/3/2006 21:30	14.55	-0.01
2/3/2006 21:59	14.42	-0.01		2/3/2006 22:00	14.55	-0.01
2/3/2006 22:29	14.42	-0.01		2/3/2006 22:30	14.55	-0.01
2/3/2006 22:59	14.42	-0.01		2/3/2006 23:00	14.52	-0.01
2/3/2006 23:29	14.39	-0.01		2/3/2006 23:30	14.52	-0.01
2/3/2006 23:59	14.39	-0.01		2/4/2006 0:00	14.52	-0.01
2/4/2006 0:29	14.39	-0.01		2/4/2006 0:30	14.52	-0.01
2/4/2006 0:59	14.39	-0.01		2/4/2006 1:00	14.52	0
2/4/2006 1:29	14.39	-0.01		2/4/2006 1:30	14.52	0
2/4/2006 1:59	14.39	-0.01		2/4/2006 2:00	14.52	0
2/4/2006 2:29	14.39	-0.01		2/4/2006 2:30	14.52	0
2/4/2006 2:59	14.42	-0.01		2/4/2006 3:00	14.52	0
2/4/2006 3:29	14.42	-0.01		2/4/2006 3:30	14.52	0
2/4/2006 3:59	14.44	-0.01		2/4/2006 4:00	14.52	0
2/4/2006 4:29	14.47	-0.01		2/4/2006 4:30	14.52	0
2/4/2006 4:59	14.47	-0.01		2/4/2006 5:00	14.55	0
2/4/2006 5:29	14.5	-0.01		2/4/2006 5:30	14.55	0
2/4/2006 5:59	14.5	-0.01		2/4/2006 6:00	14.55	0
2/4/2006 6:29	14.52	-0.01		2/4/2006 6:30	14.55	0
2/4/2006 6:59	14.55	-0.01		2/4/2006 7:00	14.58	-0.01
2/4/2006 7:29	14.58	-0.01		2/4/2006 7:30	14.58	-0.01
2/4/2006 7:59	14.58	-0.01		2/4/2006 8:00	14.58	-0.01
2/4/2006 8:29	14.6	-0.01		2/4/2006 8:30	14.6	-0.01
2/4/2006 8:59	14.63	-0.01		2/4/2006 9:00	14.6	-0.01
2/4/2006 9:29	14.63	-0.01		2/4/2006 9:30	14.6	-0.01
2/4/2006 9:59	14.63	-0.01		2/4/2006 10:00	14.6	-0.01
2/4/2006 10:29	14.63	-0.01		2/4/2006 10:30	14.63	-0.01
2/4/2006 10:59	14.63	-0.01		2/4/2006 11:00	14.63	-0.01
2/4/2006 11:29	14.6	-0.01		2/4/2006 11:30	14.63	-0.01
2/4/2006 11:59	14.58	-0.01		2/4/2006 12:00	14.63	-0.02
2/4/2006 12:29	14.58	-0.01		2/4/2006 12:30	14.63	-0.01
2/4/2006 12:59	14.58	-0.01		2/4/2006 13:00	14.63	-0.01
2/4/2006 13:29	14.58	-0.01		2/4/2006 13:30	14.63	-0.01
2/4/2006 13:59	14.55	-0.01		2/4/2006 14:00	14.63	-0.01
2/4/2006 14:29	14.55	-0.01		2/4/2006 14:30	14.63	-0.01
2/4/2006 14:59	14.55	-0.01		2/4/2006 15:00	14.63	-0.01
2/4/2006 15:29	14.55	-0.01		2/4/2006 15:30	14.63	-0.01
2/4/2006 15:59	14.52	-0.01		2/4/2006 16:00	14.63	-0.01
2/4/2006 16:29	14.52	-0.01		2/4/2006 16:30	14.63	-0.01
2/4/2006 16:59	14.52	-0.01		2/4/2006 17:00	14.63	-0.01
2/4/2006 17:29	14.52	-0.01		2/4/2006 17:30	14.63	-0.01
2/4/2006 17:59	14.52	-0.01		2/4/2006 18:00	14.63	-0.01
2/4/2006 18:29	14.5	-0.01		2/4/2006 18:30	14.63	-0.01
2/4/2006 18:59	14.5	-0.01		2/4/2006 19:00	14.63	-0.01
2/4/2006 19:29	14.5	-0.01		2/4/2006 19:30	14.6	-0.01
2/4/2006 19:59	14.5	-0.01		2/4/2006 20:00	14.6	-0.02
2/4/2006 20:29	14.47	-0.01		2/4/2006 20:30	14.6	-0.02
2/4/2006 20:59	14.47	-0.01		2/4/2006 21:00	14.6	-0.02
2/4/2006 21:29	14.47	-0.01		2/4/2006 21:30	14.6	-0.01
2/4/2006 21:59	14.47	-0.01		2/4/2006 22:00	14.6	-0.01
2/4/2006 22:29	14.47	-0.01		2/4/2006 22:30	14.6	-0.02
2/4/2006 22:59	14.44	-0.01		2/4/2006 23:00	14.58	-0.01
2/4/2006 23:29	14.44	-0.01		2/4/2006 23:30	14.58	-0.01

2/4/2006 23:59	14.44	-0.01		2/5/2006 0:00	14.58	-0.01
2/5/2006 0:29	14.44	-0.01		2/5/2006 0:30	14.58	-0.01
2/5/2006 0:59	14.44	-0.01		2/5/2006 1:00	14.58	-0.01
2/5/2006 1:29	14.44	-0.01		2/5/2006 1:30	14.58	-0.01
2/5/2006 1:59	14.44	-0.01		2/5/2006 2:00	14.58	-0.01
2/5/2006 2:29	14.44	-0.01		2/5/2006 2:30	14.58	-0.01
2/5/2006 2:59	14.44	-0.01		2/5/2006 3:00	14.58	-0.01
2/5/2006 3:29	14.47	-0.01		2/5/2006 3:30	14.58	-0.01
2/5/2006 3:59	14.47	-0.01		2/5/2006 4:00	14.58	-0.01
2/5/2006 4:29	14.5	-0.01		2/5/2006 4:30	14.58	-0.01
2/5/2006 4:59	14.5	-0.01		2/5/2006 5:00	14.58	-0.01
2/5/2006 5:29	14.5	-0.01		2/5/2006 5:30	14.58	-0.01
2/5/2006 5:59	14.52	-0.01		2/5/2006 6:00	14.58	-0.01
2/5/2006 6:29	14.52	-0.01		2/5/2006 6:30	14.58	-0.01
2/5/2006 6:59	14.55	-0.01		2/5/2006 7:00	14.58	-0.01
2/5/2006 7:29	14.55	-0.01		2/5/2006 7:30	14.58	-0.01
2/5/2006 7:59	14.58	-0.01		2/5/2006 8:00	14.6	-0.01
2/5/2006 8:29	14.58	-0.01		2/5/2006 8:30	14.6	-0.01
2/5/2006 8:59	14.58	-0.01		2/5/2006 9:00	14.6	-0.01
2/5/2006 9:29	14.58	-0.01		2/5/2006 9:30	14.6	-0.01
2/5/2006 9:59	14.58	-0.01		2/5/2006 10:00	14.63	-0.01
2/5/2006 10:29	14.55	-0.01		2/5/2006 10:30	14.63	-0.01
2/5/2006 10:59	14.55	-0.01		2/5/2006 11:00	14.63	-0.01
2/5/2006 11:29	14.55	-0.01		2/5/2006 11:30	14.63	-0.01
2/5/2006 11:59	14.52	-0.01		2/5/2006 12:00	14.63	-0.01
2/5/2006 12:29	14.52	-0.01		2/5/2006 12:30	14.63	-0.01
2/5/2006 12:59	14.52	-0.01		2/5/2006 13:00	14.63	-0.01
2/5/2006 13:29	14.52	-0.01		2/5/2006 13:30	14.63	-0.01
2/5/2006 13:59	14.5	-0.01		2/5/2006 14:00	14.63	-0.01
2/5/2006 14:29	14.5	-0.01		2/5/2006 14:30	14.63	-0.01
2/5/2006 14:59	14.5	-0.01		2/5/2006 15:00	14.63	-0.01
2/5/2006 15:29	14.5	-0.01		2/5/2006 15:30	14.6	-0.01
2/5/2006 15:59	14.47	-0.01		2/5/2006 16:00	14.6	-0.01
2/5/2006 16:29	14.44	-0.01		2/5/2006 16:30	14.6	-0.01
2/5/2006 16:59	14.44	-0.01		2/5/2006 17:00	14.58	-0.01
2/5/2006 17:29	14.44	-0.01		2/5/2006 17:30	14.58	-0.01
2/5/2006 17:59	14.42	-0.01		2/5/2006 18:00	14.58	-0.01
2/5/2006 18:29	14.42	-0.01		2/5/2006 18:30	14.58	-0.01
2/5/2006 18:59	14.42	-0.01		2/5/2006 19:00	14.55	-0.01
2/5/2006 19:29	14.44	-0.01		2/5/2006 19:30	14.55	-0.02
2/5/2006 19:59	14.42	-0.01		2/5/2006 20:00	14.55	-0.02
2/5/2006 20:29	14.39	-0.01		2/5/2006 20:30	14.55	-0.01
2/5/2006 20:59	14.39	-0.01		2/5/2006 21:00	14.52	-0.01
2/5/2006 21:29	14.39	-0.01		2/5/2006 21:30	14.52	-0.01
2/5/2006 21:59	14.39	-0.01		2/5/2006 22:00	14.52	-0.01
2/5/2006 22:29	14.36	-0.01		2/5/2006 22:30	14.52	-0.01
2/5/2006 22:59	14.36	-0.01		2/5/2006 23:00	14.52	-0.01
2/5/2006 23:29	14.36	-0.01		2/5/2006 23:30	14.52	-0.01
2/5/2006 23:59	14.36	-0.01		2/6/2006 0:00	14.52	-0.01
2/6/2006 0:29	14.36	-0.01		2/6/2006 0:30	14.52	-0.01
2/6/2006 0:59	14.36	-0.01		2/6/2006 1:00	14.52	0
2/6/2006 1:29	14.36	-0.01		2/6/2006 1:30	14.52	0
2/6/2006 1:59	14.36	-0.01		2/6/2006 2:00	14.52	0
2/6/2006 2:29	14.36	-0.01		2/6/2006 2:30	14.52	0
2/6/2006 2:59	14.39	-0.01		2/6/2006 3:00	14.52	0

2/6/2006 3:29	14.42	-0.01		2/6/2006 3:30	14.55	0
2/6/2006 3:59	14.44	-0.01		2/6/2006 4:00	14.55	0
2/6/2006 4:29	14.47	-0.01		2/6/2006 4:30	14.55	0
2/6/2006 4:59	14.5	-0.01		2/6/2006 5:00	14.58	0
2/6/2006 5:29	14.52	-0.01		2/6/2006 5:30	14.58	-0.01
2/6/2006 5:59	14.55	-0.01		2/6/2006 6:00	14.63	-0.01
2/6/2006 6:29	14.58	-0.01		2/6/2006 6:30	14.63	-0.01
2/6/2006 6:59	14.6	-0.01		2/6/2006 7:00	14.63	-0.01
2/6/2006 7:29	14.63	-0.01		2/6/2006 7:30	14.66	-0.01
2/6/2006 7:59	14.66	-0.01		2/6/2006 8:00	14.66	-0.01
2/6/2006 8:29	14.66	-0.01		2/6/2006 8:30	14.66	-0.01
2/6/2006 8:59	14.66	-0.01		2/6/2006 9:00	14.68	-0.01
2/6/2006 9:29	14.66	-0.01		2/6/2006 9:30	14.68	-0.01
2/6/2006 9:59	14.66	-0.01		2/6/2006 10:00	14.68	-0.01
2/6/2006 10:29	14.66	-0.01		2/6/2006 10:30	14.71	-0.01
2/6/2006 10:59	14.66	-0.01		2/6/2006 11:00	14.71	-0.01
2/6/2006 11:29	14.63	-0.01		2/6/2006 11:30	14.71	-0.01
2/6/2006 11:59	14.63	-0.01		2/6/2006 12:00	14.71	-0.01
2/6/2006 12:29	14.6	-0.01		2/6/2006 12:30	14.71	-0.01
2/6/2006 12:59	14.58	-0.01		2/6/2006 13:00	14.71	-0.01
2/6/2006 13:29	14.58	-0.01		2/6/2006 13:30	14.74	-0.01
2/6/2006 13:59	14.58	-0.01		2/6/2006 14:00	14.74	-0.01
2/6/2006 14:29	14.55	-0.01		2/6/2006 14:30	14.74	-0.01
2/6/2006 14:59	14.52	-0.01		2/6/2006 15:00	14.71	-0.01
2/6/2006 15:29	14.5	-0.01		2/6/2006 15:30	14.74	-0.01
2/6/2006 15:59	14.5	-0.01		2/6/2006 16:00	14.71	-0.01
2/6/2006 16:29	14.47	-0.01		2/6/2006 16:30	14.71	-0.01
2/6/2006 16:59	14.47	-0.01		2/6/2006 17:00	14.68	-0.01
2/6/2006 17:29	14.47	-0.01		2/6/2006 17:30	14.68	-0.02
2/6/2006 17:59	14.47	-0.01		2/6/2006 18:00	14.68	-0.02
2/6/2006 18:29	14.44	-0.01		2/6/2006 18:30	14.68	-0.02
2/6/2006 18:59	14.44	-0.01		2/6/2006 19:00	14.68	-0.02
2/6/2006 19:29	14.44	-0.01		2/6/2006 19:30	14.68	-0.02
2/6/2006 19:59	14.42	-0.01		2/6/2006 20:00	14.66	-0.02
2/6/2006 20:29	14.42	-0.01		2/6/2006 20:30	14.66	-0.02
2/6/2006 20:59	14.39	-0.01		2/6/2006 21:00	14.63	-0.02
2/6/2006 21:29	14.36	-0.01		2/6/2006 21:30	14.63	-0.02
2/6/2006 21:59	14.36	-0.01		2/6/2006 22:00	14.63	-0.02
2/6/2006 22:29	14.36	-0.01		2/6/2006 22:30	14.63	-0.02
2/6/2006 22:59	14.36	-0.01		2/6/2006 23:00	14.63	-0.01
2/6/2006 23:29	14.36	-0.01		2/6/2006 23:30	14.6	-0.01
2/6/2006 23:59	14.36	-0.01		2/7/2006 0:00	14.6	-0.01
2/7/2006 0:29	14.34	-0.01		2/7/2006 0:30	14.6	-0.01
2/7/2006 0:59	14.34	-0.01		2/7/2006 1:00	14.6	-0.01
2/7/2006 1:29	14.36	-0.01		2/7/2006 1:30	14.6	0
2/7/2006 1:59	14.36	-0.01		2/7/2006 2:00	14.58	0
2/7/2006 2:29	14.36	-0.01		2/7/2006 2:30	14.6	0
2/7/2006 2:59	14.39	-0.01		2/7/2006 3:00	14.6	-0.01
2/7/2006 3:29	14.42	-0.01		2/7/2006 3:30	14.6	-0.01
2/7/2006 3:59	14.44	-0.01		2/7/2006 4:00	14.6	-0.01
2/7/2006 4:29	14.44	-0.01		2/7/2006 4:30	14.6	-0.01
2/7/2006 4:59	14.47	-0.01		2/7/2006 5:00	14.63	-0.01
2/7/2006 5:29	14.52	-0.01		2/7/2006 5:30	14.63	-0.01
2/7/2006 5:59	14.52	-0.01		2/7/2006 6:00	14.63	-0.01
2/7/2006 6:29	14.55	-0.01		2/7/2006 6:30	14.66	-0.01

2/7/2006 6:59	14.6	-0.01		2/7/2006 7:00	14.66	-0.01
2/7/2006 7:29	14.6	-0.01		2/7/2006 7:30	14.66	-0.01
2/7/2006 7:59	14.63	-0.01		2/7/2006 8:00	14.68	-0.01
2/7/2006 8:29	14.63	-0.01		2/7/2006 8:30	14.68	-0.01
2/7/2006 8:59	14.66	-0.01		2/7/2006 9:00	14.68	-0.01
2/7/2006 9:29	14.66	-0.01		2/7/2006 9:30	14.71	-0.01
2/7/2006 9:59	14.66	-0.01		2/7/2006 10:00	14.71	-0.01
2/7/2006 10:29	14.66	-0.01		2/7/2006 10:30	14.71	-0.01
2/7/2006 10:59	14.63	-0.01		2/7/2006 11:00	14.71	-0.01
2/7/2006 11:29	14.63	-0.01		2/7/2006 11:30	14.74	-0.01
2/7/2006 11:59	14.63	-0.01		2/7/2006 12:00	14.74	-0.01
2/7/2006 12:29	14.63	-0.01		2/7/2006 12:30	14.74	-0.01
2/7/2006 12:59	14.63	-0.01		2/7/2006 13:00	14.74	-0.01
2/7/2006 13:29	14.6	-0.01		2/7/2006 13:30	14.74	-0.01
2/7/2006 13:59	14.6	-0.01		2/7/2006 14:00	14.74	-0.01
2/7/2006 14:29	14.58	-0.01		2/7/2006 14:30	14.74	-0.01
2/7/2006 14:59	14.55	-0.01		2/7/2006 15:00	14.74	-0.01
2/7/2006 15:29	14.55	-0.01		2/7/2006 15:30	14.74	-0.01
2/7/2006 15:59	14.52	-0.01		2/7/2006 16:00	14.74	-0.01
2/7/2006 16:29	14.52	-0.01		2/7/2006 16:30	14.74	-0.01
2/7/2006 16:59	14.5	-0.01		2/7/2006 17:00	14.71	-0.01
2/7/2006 17:29	14.5	-0.01		2/7/2006 17:30	14.71	-0.01
2/7/2006 17:59	14.5	-0.01		2/7/2006 18:00	14.71	-0.01
2/7/2006 18:29	14.5	-0.01		2/7/2006 18:30	14.71	-0.01
2/7/2006 18:59	14.47	-0.01		2/7/2006 19:00	14.71	-0.01
2/7/2006 19:29	14.44	-0.01		2/7/2006 19:30	14.68	-0.01
2/7/2006 19:59	14.47	-0.01		2/7/2006 20:00	14.68	-0.02
2/7/2006 20:29	14.44	-0.01		2/7/2006 20:30	14.66	-0.02
2/7/2006 20:59	14.42	-0.01		2/7/2006 21:00	14.66	-0.02
2/7/2006 21:29	14.42	-0.01		2/7/2006 21:30	14.66	-0.02
2/7/2006 18:30	14.47	0.01		2/7/2006 18:30	14.66	0
2/7/2006 19:00	14.52	0.01		2/7/2006 19:00	14.68	0
2/7/2006 19:30	14.55	0.02		2/7/2006 19:30	14.68	0
2/7/2006 20:00	14.58	0.02		2/7/2006 20:00	14.71	0
2/7/2006 20:30	14.63	0.03		2/7/2006 20:30	14.74	0
2/7/2006 21:00	14.66	0.03		2/7/2006 21:00	14.74	0
2/7/2006 21:30	14.71	0.03		2/7/2006 21:30	14.77	-0.01
2/7/2006 22:00	14.77	0.03		2/7/2006 22:00	14.77	0
2/7/2006 22:30	14.77	0.03		2/7/2006 22:30	14.77	0
2/7/2006 23:00	14.79	0.03		2/7/2006 23:00	14.79	-0.01
2/7/2006 23:30	14.79	0.02		2/7/2006 23:30	14.79	-0.01
2/8/2006 0:00	14.82	0.02		2/8/2006 0:00	14.82	-0.01
2/8/2006 0:30	14.85	0.01		2/8/2006 0:30	14.82	-0.01
2/8/2006 1:00	14.85	0.01		2/8/2006 1:00	14.85	-0.01
2/8/2006 1:30	14.82	0.01		2/8/2006 1:30	14.85	-0.01
2/8/2006 2:00	14.82	0		2/8/2006 2:00	14.85	-0.01
2/8/2006 2:30	14.79	0		2/8/2006 2:30	14.87	-0.01
2/8/2006 3:00	14.79	0		2/8/2006 3:00	14.87	-0.01
2/8/2006 3:30	14.79	0		2/8/2006 3:30	14.87	-0.01
2/8/2006 4:00	14.79	0		2/8/2006 4:00	14.87	-0.01
2/8/2006 4:30	14.77	0		2/8/2006 4:30	14.87	-0.01
2/8/2006 5:00	14.77	-0.01		2/8/2006 5:00	14.87	-0.01
2/8/2006 5:30	14.74	-0.01		2/8/2006 5:30	14.87	-0.01
2/8/2006 6:00	14.71	-0.01		2/8/2006 6:00	14.87	-0.01
2/8/2006 6:30	14.68	-0.01		2/8/2006 6:30	14.87	-0.01

2/8/2006 7:00	14.68	-0.01		2/8/2006 7:00	14.87	-0.01
2/8/2006 7:30	14.66	-0.01		2/8/2006 7:30	14.87	-0.01
2/8/2006 8:00	14.66	-0.02		2/8/2006 8:00	14.87	-0.01
2/8/2006 8:30	14.63	-0.02		2/8/2006 8:30	14.87	-0.01
2/8/2006 9:00	14.6	-0.02		2/8/2006 9:00	14.87	-0.01
2/8/2006 9:30	14.6	-0.02		2/8/2006 9:30	14.87	-0.01
2/8/2006 10:00	14.58	-0.03		2/8/2006 10:00	14.85	-0.01
2/8/2006 10:30	14.55	-0.03		2/8/2006 10:30	14.85	-0.01
2/8/2006 11:00	14.55	-0.03		2/8/2006 11:00	14.85	-0.01
2/8/2006 11:30	14.55	-0.04		2/8/2006 11:30	14.85	-0.02
2/8/2006 12:00	14.52	-0.04		2/8/2006 12:00	14.82	-0.01
2/8/2006 12:30	14.52	-0.04		2/8/2006 12:30	14.82	-0.01
2/8/2006 13:00	14.52	-0.04		2/8/2006 13:00	14.79	-0.01
2/8/2006 13:30	14.5	-0.04		2/8/2006 13:30	14.79	-0.01
2/8/2006 14:00	14.5	-0.03		2/8/2006 14:00	14.79	-0.01
2/8/2006 14:30	14.5	-0.03		2/8/2006 14:30	14.79	-0.01
2/8/2006 15:00	14.5	-0.02		2/8/2006 15:00	14.79	0
2/8/2006 15:30	14.47	-0.01		2/8/2006 15:30	14.79	0
2/8/2006 16:00	14.47	-0.01		2/8/2006 16:00	14.79	0
2/8/2006 16:30	14.5	0		2/8/2006 16:30	14.79	0
2/8/2006 17:00	14.5	0.01		2/8/2006 17:00	14.79	0
2/8/2006 17:30	14.52	0.02		2/8/2006 17:30	14.79	0
2/8/2006 18:00	14.55	0.02		2/8/2006 18:00	14.79	0
2/8/2006 18:30	14.55	0.03		2/8/2006 18:30	14.79	0
2/8/2006 19:00	14.6	0.03		2/8/2006 19:00	14.82	0
2/8/2006 19:30	14.66	0.04		2/8/2006 19:30	14.82	0
2/8/2006 20:00	14.68	0.05		2/8/2006 20:00	14.85	0
2/8/2006 20:30	14.77	0.05		2/8/2006 20:30	14.85	0
2/8/2006 21:00	14.77	0.05		2/8/2006 21:00	14.85	0
2/8/2006 21:30	14.79	0.04		2/8/2006 21:30	14.87	0
2/8/2006 22:00	14.82	0.04		2/8/2006 22:00	14.9	0
2/8/2006 22:30	14.87	0.04		2/8/2006 22:30	14.9	0
2/8/2006 23:00	14.87	0.04		2/8/2006 23:00	14.9	0
2/8/2006 23:30	14.93	0.04		2/8/2006 23:30	14.93	0
2/9/2006 0:00	14.96	0.03		2/9/2006 0:00	14.96	0
2/9/2006 0:30	14.96	0.03		2/9/2006 0:30	14.96	-0.01
2/9/2006 1:00	14.96	0.02		2/9/2006 1:00	14.96	-0.01
2/9/2006 1:30	14.96	0.02		2/9/2006 1:30	14.98	-0.01
2/9/2006 2:00	14.93	0.02		2/9/2006 2:00	14.98	-0.01
2/9/2006 2:30	14.93	0.02		2/9/2006 2:30	14.98	-0.01
2/9/2006 3:00	14.9	0.01		2/9/2006 3:00	14.98	-0.01
2/9/2006 3:30	14.9	0.01		2/9/2006 3:30	15.01	-0.01
2/9/2006 4:00	14.9	0.01		2/9/2006 4:00	15.01	-0.01
2/9/2006 4:30	14.9	0		2/9/2006 4:30	15.01	-0.01
2/9/2006 5:00	14.87	0		2/9/2006 5:00	15.01	-0.01
2/9/2006 5:30	14.85	0		2/9/2006 5:30	15.01	-0.01
2/9/2006 6:00	14.85	0		2/9/2006 6:00	15.01	-0.01
2/9/2006 6:30	14.79	0		2/9/2006 6:30	15.01	-0.01
2/9/2006 7:00	14.79	0		2/9/2006 7:00	15.01	-0.01
2/9/2006 7:30	14.77	0		2/9/2006 7:30	15.01	-0.01
2/9/2006 8:00	14.77	0		2/9/2006 8:00	15.01	-0.01
2/9/2006 8:30	14.77	-0.01		2/9/2006 8:30	14.98	-0.01
2/9/2006 9:00	14.74	-0.01		2/9/2006 9:00	14.98	-0.01
2/9/2006 9:30	14.68	-0.02		2/9/2006 9:30	14.98	-0.01
2/9/2006 10:00	14.68	-0.02		2/9/2006 10:00	14.98	-0.01

2/9/2006 10:30	14.66	-0.03		2/9/2006 10:30	14.98	-0.01
2/9/2006 11:00	14.66	-0.03		2/9/2006 11:00	14.98	-0.01
2/9/2006 11:30	14.66	-0.03		2/9/2006 11:30	14.96	-0.01
2/9/2006 12:00	14.66	-0.03		2/9/2006 12:00	14.96	-0.01
2/9/2006 12:30	14.66	-0.04		2/9/2006 12:30	14.93	-0.02
2/9/2006 13:00	14.63	-0.04		2/9/2006 13:00	14.93	-0.01
2/9/2006 13:30	14.6	-0.04		2/9/2006 13:30	14.9	-0.01
2/9/2006 14:00	14.58	-0.04		2/9/2006 14:00	14.9	-0.01
2/9/2006 14:30	14.58	-0.03		2/9/2006 14:30	14.9	-0.01
2/9/2006 15:00	14.58	-0.03		2/9/2006 15:00	14.9	-0.01
2/9/2006 15:30	14.58	-0.02		2/9/2006 15:30	14.9	-0.01
2/9/2006 16:00	14.58	-0.01		2/9/2006 16:00	14.9	0
2/9/2006 16:30	14.6	-0.01		2/9/2006 16:30	14.9	0
2/9/2006 17:00	14.6	0		2/9/2006 17:00	14.9	0
2/9/2006 17:30	14.6	0.01		2/9/2006 17:30	14.9	0
2/9/2006 18:00	14.66	0.01		2/9/2006 18:00	14.9	0
2/9/2006 18:30	14.68	0.02		2/9/2006 18:30	14.9	0
2/9/2006 19:00	14.71	0.02		2/9/2006 19:00	14.9	0
2/9/2006 19:30	14.77	0.03		2/9/2006 19:30	14.93	0
2/9/2006 20:00	14.79	0.03		2/9/2006 20:00	14.96	0
2/9/2006 20:30	14.85	0.03		2/9/2006 20:30	14.96	-0.01
2/9/2006 21:00	14.87	0.03		2/9/2006 21:00	14.98	-0.01
2/9/2006 21:30	14.9	0.03		2/9/2006 21:30	14.98	0
2/9/2006 22:00	14.93	0.03		2/9/2006 22:00	14.98	-0.01
2/9/2006 22:30	14.98	0.03		2/9/2006 22:30	15.01	-0.01
2/9/2006 23:00	15.01	0.03		2/9/2006 23:00	15.01	-0.01
2/9/2006 23:30	15.01	0.02		2/9/2006 23:30	15.04	-0.01
2/10/2006 0:00	15.04	0.02		2/10/2006 0:00	15.06	-0.01
2/10/2006 0:30	15.04	0.02		2/10/2006 0:30	15.06	-0.01
2/10/2006 1:00	15.04	0.01		2/10/2006 1:00	15.06	-0.01
2/10/2006 1:30	15.04	0.01		2/10/2006 1:30	15.09	-0.01
2/10/2006 2:00	15.04	0.01		2/10/2006 2:00	15.09	-0.01
2/10/2006 2:30	15.04	0		2/10/2006 2:30	15.09	-0.01
2/10/2006 3:00	15.04	0		2/10/2006 3:00	15.09	-0.01
2/10/2006 3:30	15.04	-0.01		2/10/2006 3:30	15.09	-0.01
2/10/2006 4:00	15.01	-0.01		2/10/2006 4:00	15.12	-0.01
2/10/2006 4:30	14.98	-0.02		2/10/2006 4:30	15.12	-0.01
2/10/2006 5:00	14.98	-0.02		2/10/2006 5:00	15.12	-0.01
2/10/2006 5:30	14.96	-0.02		2/10/2006 5:30	15.12	-0.01
2/10/2006 6:00	14.93	-0.02		2/10/2006 6:00	15.12	-0.01
2/10/2006 6:30	14.9	-0.03		2/10/2006 6:30	15.12	-0.01
2/10/2006 7:00	14.9	-0.03		2/10/2006 7:00	15.09	-0.01
2/10/2006 7:30	14.87	-0.03		2/10/2006 7:30	15.09	-0.01
2/10/2006 8:00	14.87	-0.03		2/10/2006 8:00	15.09	-0.01
2/10/2006 8:30	14.85	-0.04		2/10/2006 8:30	15.09	-0.01
2/10/2006 9:00	14.82	-0.04		2/10/2006 9:00	15.09	-0.01
2/10/2006 9:30	14.79	-0.04		2/10/2006 9:30	15.09	-0.02
2/10/2006 10:00	14.79	-0.05		2/10/2006 10:00	15.06	-0.02
2/10/2006 10:30	14.77	-0.05		2/10/2006 10:30	15.06	-0.02
2/10/2006 11:00	14.77	-0.06		2/10/2006 11:00	15.06	-0.02
2/10/2006 11:30	14.77	-0.06		2/10/2006 11:30	15.06	-0.02
2/10/2006 16:59	14.68	-0.04		2/10/2006 16:59	14.98	-0.01
2/10/2006 17:29	14.71	-0.03		2/10/2006 17:29	14.98	-0.01
2/10/2006 17:59	14.74	-0.02		2/10/2006 17:59	15.01	0
2/10/2006 18:29	14.77	-0.02		2/10/2006 18:29	15.01	-0.01

2/10/2006 18:59	14.79	-0.01		2/10/2006 18:59	15.01	-0.01
2/10/2006 19:29	14.85	-0.01		2/10/2006 19:29	15.01	-0.01
2/10/2006 19:59	14.87	0		2/10/2006 19:59	15.04	0
2/10/2006 20:29	14.9	0.01		2/10/2006 20:29	15.06	0
2/10/2006 20:59	14.96	0.01		2/10/2006 20:59	15.06	0
2/10/2006 21:29	15.01	0.01		2/10/2006 21:29	15.09	-0.01
2/10/2006 21:59	15.04	0.01		2/10/2006 21:59	15.09	-0.01
2/10/2006 22:29	15.06	0.01		2/10/2006 22:29	15.12	-0.01
2/10/2006 22:59	15.09	0.01		2/10/2006 22:59	15.12	-0.01
2/10/2006 23:29	15.12	0.01		2/10/2006 23:29	15.12	-0.01
2/10/2006 23:59	15.12	0.01		2/10/2006 23:59	15.15	-0.01
2/11/2006 0:29	15.15	0.01		2/11/2006 0:29	15.17	-0.01
2/11/2006 0:59	15.15	0		2/11/2006 0:59	15.17	-0.01
2/11/2006 1:29	15.12	0		2/11/2006 1:29	15.17	-0.01
2/11/2006 1:59	15.12	0		2/11/2006 1:59	15.2	-0.01
2/11/2006 2:29	15.12	-0.01		2/11/2006 2:29	15.2	-0.01
2/11/2006 2:59	15.12	-0.01		2/11/2006 2:59	15.2	-0.01
2/11/2006 3:29	15.12	-0.01		2/11/2006 3:29	15.2	-0.01
2/11/2006 3:59	15.12	-0.02		2/11/2006 3:59	15.2	-0.01
2/11/2006 4:29	15.09	-0.02		2/11/2006 4:29	15.2	-0.01
2/11/2006 4:59	15.09	-0.02		2/11/2006 4:59	15.2	-0.01
2/11/2006 5:29	15.06	-0.03		2/11/2006 5:29	15.2	-0.01
2/11/2006 5:59	15.04	-0.03		2/11/2006 5:59	15.2	-0.01
2/11/2006 6:29	15.01	-0.03		2/11/2006 6:29	15.2	-0.01
2/11/2006 6:59	15.01	-0.03		2/11/2006 6:59	15.2	-0.01
2/11/2006 7:29	15.01	-0.04		2/11/2006 7:29	15.2	-0.01
2/11/2006 7:59	14.98	-0.05		2/11/2006 7:59	15.2	-0.01
2/11/2006 8:29	14.98	-0.05		2/11/2006 8:29	15.2	-0.02
2/11/2006 8:59	14.96	-0.06		2/11/2006 8:59	15.2	-0.01
2/11/2006 9:29	14.93	-0.06		2/11/2006 9:29	15.2	-0.02
2/11/2006 9:59	14.9	-0.07		2/11/2006 9:59	15.2	-0.02
2/11/2006 10:29	14.9	-0.08		2/11/2006 10:29	15.2	-0.02
2/11/2006 10:59	14.87	-0.08		2/11/2006 10:59	15.17	-0.02
2/11/2006 11:29	14.87	-0.09		2/11/2006 11:29	15.17	-0.02
2/11/2006 11:59	14.85	-0.1		2/11/2006 11:59	15.15	-0.02
2/11/2006 12:29	14.82	-0.1		2/11/2006 12:29	15.12	-0.01
2/11/2006 12:59	14.82	-0.1		2/11/2006 12:59	15.12	-0.01
2/11/2006 13:29	14.79	-0.1		2/11/2006 13:29	15.12	-0.01
2/11/2006 13:59	14.82	-0.1		2/11/2006 13:59	15.12	-0.01
2/11/2006 14:29	14.82	-0.1		2/11/2006 14:29	15.12	-0.01
2/11/2006 14:59	14.82	-0.1		2/11/2006 14:59	15.09	-0.01
2/11/2006 15:29	14.79	-0.1		2/11/2006 15:29	15.09	-0.01
2/11/2006 15:59	14.79	-0.09		2/11/2006 15:59	15.09	-0.01
2/11/2006 16:29	14.79	-0.08		2/11/2006 16:29	15.09	-0.01
2/11/2006 16:59	14.82	-0.08		2/11/2006 16:59	15.09	0
2/11/2006 17:29	14.85	-0.07		2/11/2006 17:29	15.09	0
2/11/2006 17:59	14.87	-0.06		2/11/2006 17:59	15.12	0
2/11/2006 18:29	14.9	-0.05		2/11/2006 18:29	15.12	0
2/11/2006 18:59	14.96	-0.05		2/11/2006 18:59	15.12	0
2/11/2006 19:29	14.98	-0.04		2/11/2006 19:29	15.15	0
2/11/2006 19:59	15.01	-0.03		2/11/2006 19:59	15.15	0
2/11/2006 20:29	15.04	-0.02		2/11/2006 20:29	15.17	0
2/11/2006 20:59	15.09	-0.02		2/11/2006 20:59	15.2	0
2/11/2006 21:29	15.12	-0.01		2/11/2006 21:29	15.2	0
2/11/2006 21:59	15.15	-0.01		2/11/2006 21:59	15.2	0

2/11/2006 22:29	15.2	-0.01		2/11/2006 22:29	15.2	0
2/11/2006 22:59	15.2	-0.01		2/11/2006 22:59	15.23	0
2/11/2006 23:29	15.23	-0.01		2/11/2006 23:29	15.23	-0.01
2/11/2006 23:59	15.23	-0.01		2/11/2006 23:59	15.25	-0.01
2/12/2006 0:29	15.23	-0.01		2/12/2006 0:29	15.28	-0.01
2/12/2006 0:59	15.23	-0.01		2/12/2006 0:59	15.28	-0.01
2/12/2006 1:29	15.23	-0.01		2/12/2006 1:29	15.28	-0.01
2/12/2006 1:59	15.23	-0.02		2/12/2006 1:59	15.31	-0.01
2/12/2006 2:29	15.23	-0.02		2/12/2006 2:29	15.31	-0.01
2/12/2006 2:59	15.23	-0.02		2/12/2006 2:59	15.31	-0.01
2/12/2006 3:29	15.23	-0.02		2/12/2006 3:29	15.31	-0.01
2/12/2006 3:59	15.23	-0.02		2/12/2006 3:59	15.31	-0.01
2/12/2006 4:29	15.2	-0.02		2/12/2006 4:29	15.34	-0.01
2/12/2006 4:59	15.2	-0.02		2/12/2006 4:59	15.31	-0.01
2/12/2006 5:29	15.2	-0.02		2/12/2006 5:29	15.34	-0.01
2/12/2006 5:59	15.17	-0.03		2/12/2006 5:59	15.31	-0.01
2/12/2006 6:29	15.15	-0.03		2/12/2006 6:29	15.31	-0.01
2/12/2006 6:59	15.12	-0.03		2/12/2006 6:59	15.31	-0.01
2/12/2006 7:29	15.09	-0.03		2/12/2006 7:29	15.31	-0.01
2/12/2006 7:59	15.09	-0.03		2/12/2006 7:59	15.31	-0.01
2/12/2006 8:29	15.06	-0.03		2/12/2006 8:29	15.31	-0.01
2/12/2006 8:59	15.04	-0.04		2/12/2006 8:59	15.31	-0.01
2/12/2006 9:29	15.04	-0.04		2/12/2006 9:29	15.31	-0.01
2/12/2006 9:59	15.04	-0.05		2/12/2006 9:59	15.28	-0.01
2/12/2006 10:29	15.04	-0.05		2/12/2006 10:29	15.28	-0.01
2/12/2006 10:59	15.01	-0.06		2/12/2006 10:59	15.28	-0.01
2/12/2006 11:29	14.98	-0.06		2/12/2006 11:29	15.28	-0.01
2/12/2006 11:59	14.98	-0.06		2/12/2006 11:59	15.25	-0.01
2/12/2006 12:29	14.98	-0.07		2/12/2006 12:29	15.25	-0.01
2/12/2006 12:59	14.96	-0.07		2/12/2006 12:59	15.23	-0.01
2/12/2006 13:29	14.96	-0.07		2/12/2006 13:29	15.23	-0.01
2/12/2006 13:59	14.96	-0.07		2/12/2006 13:59	15.23	-0.01
2/12/2006 14:29	14.93	-0.07		2/12/2006 14:29	15.23	-0.01
2/12/2006 14:59	14.93	-0.07		2/12/2006 14:59	15.2	-0.01
2/12/2006 15:29	14.9	-0.06		2/12/2006 15:29	15.2	-0.01
2/12/2006 15:59	14.9	-0.05		2/12/2006 15:59	15.2	0
2/12/2006 16:29	14.9	-0.05		2/12/2006 16:29	15.2	0
2/12/2006 16:59	14.93	-0.04		2/12/2006 16:59	15.2	0
2/12/2006 17:29	14.96	-0.03		2/12/2006 17:29	15.2	0
2/12/2006 17:59	14.98	-0.02		2/12/2006 17:59	15.2	0
2/12/2006 18:29	14.98	-0.01		2/12/2006 18:29	15.23	0
2/12/2006 18:59	14.98	0		2/12/2006 18:59	15.2	0
2/12/2006 19:29	15.01	0.01		2/12/2006 19:29	15.23	0
2/12/2006 19:59	15.04	0.01		2/12/2006 19:59	15.23	0
2/12/2006 20:29	15.09	0.02		2/12/2006 20:29	15.23	0
2/12/2006 20:59	15.09	0.02		2/12/2006 20:59	15.25	0
2/12/2006 21:29	15.12	0.02		2/12/2006 21:29	15.25	-0.01
2/12/2006 21:59	15.15	0.02		2/12/2006 21:59	15.25	-0.01
2/12/2006 22:29	15.17	0.02		2/12/2006 22:29	15.25	-0.01
2/12/2006 22:59	15.2	0.02		2/12/2006 22:59	15.28	-0.01
2/12/2006 23:29	15.2	0.02		2/12/2006 23:29	15.28	-0.01
2/12/2006 23:59	15.2	0.02		2/12/2006 23:59	15.31	-0.01
2/13/2006 0:29	15.2	0.02		2/13/2006 0:29	15.31	-0.01
2/13/2006 0:59	15.2	0.02		2/13/2006 0:59	15.31	-0.01
2/13/2006 1:29	15.2	0.02		2/13/2006 1:29	15.31	-0.01

2/13/2006 1:59	15.2	0.01		2/13/2006 1:59	15.31	-0.01
2/13/2006 2:29	15.2	0.01		2/13/2006 2:29	15.31	-0.01
2/13/2006 2:59	15.2	0.01		2/13/2006 2:59	15.31	-0.01
2/13/2006 3:29	15.17	0.01		2/13/2006 3:29	15.31	-0.01
2/13/2006 3:59	15.15	0.01		2/13/2006 3:59	15.31	-0.01
2/13/2006 4:29	15.12	0.01		2/13/2006 4:29	15.31	-0.01
2/13/2006 4:59	15.12	0.01		2/13/2006 4:59	15.31	-0.01
2/13/2006 5:29	15.12	0.01		2/13/2006 5:29	15.31	-0.01
2/13/2006 5:59	15.09	0.01		2/13/2006 5:59	15.31	-0.01
2/13/2006 6:29	15.09	0.01		2/13/2006 6:29	15.31	-0.01
2/13/2006 6:59	15.09	0.01		2/13/2006 6:59	15.31	-0.01
2/13/2006 7:29	15.06	0.01		2/13/2006 7:29	15.31	-0.01
2/13/2006 7:59	15.06	0.01		2/13/2006 7:59	15.31	-0.01
2/13/2006 8:29	15.04	0		2/13/2006 8:29	15.31	-0.01
2/13/2006 8:59	15.01	0		2/13/2006 8:59	15.31	-0.01
2/13/2006 9:29	15.01	0		2/13/2006 9:29	15.28	-0.01
2/13/2006 9:59	14.98	-0.01		2/13/2006 9:59	15.28	-0.01
2/13/2006 10:29	14.98	-0.01		2/13/2006 10:29	15.28	-0.01
2/13/2006 10:59	14.98	-0.02		2/13/2006 10:59	15.25	-0.01
2/13/2006 11:29	14.96	-0.02		2/13/2006 11:29	15.23	-0.01
2/13/2006 11:59	14.93	-0.03		2/13/2006 11:59	15.25	-0.01
2/13/2006 12:29	14.93	-0.03		2/13/2006 12:29	15.23	-0.01
2/13/2006 12:59	14.9	-0.03		2/13/2006 12:59	15.23	-0.01
2/13/2006 13:29	14.9	-0.03		2/13/2006 13:29	15.23	-0.01
2/13/2006 13:59	14.9	-0.03		2/13/2006 13:59	15.2	-0.01
2/13/2006 14:29	14.9	-0.03		2/13/2006 14:29	15.23	-0.01
2/13/2006 14:59	14.9	-0.02		2/13/2006 14:59	15.2	-0.01
2/13/2006 15:29	14.9	-0.01		2/13/2006 15:29	15.2	0
2/13/2006 15:59	14.9	-0.01		2/13/2006 15:59	15.2	0
2/13/2006 16:29	14.9	0		2/13/2006 16:29	15.2	0
2/13/2006 16:59	14.9	0.01		2/13/2006 16:59	15.2	0
2/13/2006 17:29	14.96	0.02		2/13/2006 17:29	15.23	0
2/13/2006 17:59	14.98	0.03		2/13/2006 17:59	15.23	0
2/13/2006 18:29	14.98	0.04		2/13/2006 18:29	15.23	0
2/13/2006 18:59	15.06	0.05		2/13/2006 18:59	15.23	0
2/13/2006 19:29	15.09	0.06		2/13/2006 19:29	15.23	0
2/13/2006 19:59	15.12	0.07		2/13/2006 19:59	15.25	0
2/13/2006 20:29	15.17	0.08		2/13/2006 20:29	15.28	0
2/13/2006 20:59	15.23	0.08		2/13/2006 20:59	15.28	0
2/13/2006 21:29	15.25	0.09		2/13/2006 21:29	15.31	0
2/13/2006 21:59	15.31	0.09		2/13/2006 21:59	15.31	0
2/13/2006 22:29	15.31	0.1		2/13/2006 22:29	15.34	0
2/13/2006 22:59	15.34	0.1		2/13/2006 22:59	15.34	0
2/13/2006 23:29	15.36	0.1		2/13/2006 23:29	15.36	0
2/13/2006 23:59	15.36	0.1		2/13/2006 23:59	15.36	0
2/14/2006 0:29	15.36	0.1		2/14/2006 0:29	15.39	0
2/14/2006 0:59	15.36	0.1		2/14/2006 0:59	15.39	0
2/14/2006 1:29	15.36	0.1		2/14/2006 1:29	15.39	0
2/14/2006 1:59	15.36	0.1		2/14/2006 1:59	15.39	0
2/14/2006 2:29	15.36	0.1		2/14/2006 2:29	15.42	0
2/14/2006 2:59	15.36	0.1		2/14/2006 2:59	15.42	0
2/14/2006 3:29	15.36	0.1		2/14/2006 3:29	15.42	0
2/14/2006 3:59	15.34	0.11		2/14/2006 3:59	15.42	0
2/14/2006 4:29	15.31	0.1		2/14/2006 4:29	15.45	-0.01
2/14/2006 4:59	15.31	0.1		2/14/2006 4:59	15.45	-0.01

2/14/2006 5:29	15.28	0.09		2/14/2006 5:29	15.45	-0.01
2/14/2006 5:59	15.25	0.09		2/14/2006 5:59	15.42	-0.01
2/14/2006 6:29	15.25	0.09		2/14/2006 6:29	15.42	-0.01
2/14/2006 6:59	15.23	0.09		2/14/2006 6:59	15.42	-0.01
2/14/2006 7:29	15.23	0.09		2/14/2006 7:29	15.42	-0.01
2/14/2006 7:59	15.2	0.09		2/14/2006 7:59	15.42	-0.01
2/14/2006 8:29	15.2	0.09		2/14/2006 8:29	15.42	-0.01
2/14/2006 8:59	15.17	0.08		2/14/2006 8:59	15.42	-0.01
2/14/2006 9:29	15.15	0.08		2/14/2006 9:29	15.39	-0.01
2/14/2006 9:59	15.12	0.08		2/14/2006 9:59	15.39	-0.01
2/14/2006 10:29	15.09	0.08		2/14/2006 10:29	15.39	-0.01
2/14/2006 10:59	15.09	0.07		2/14/2006 10:59	15.36	-0.01
2/14/2006 11:29	15.09	0.06		2/14/2006 11:29	15.36	-0.02
2/14/2006 11:59	15.06	0.05		2/14/2006 11:59	15.36	-0.02
2/14/2006 12:29	15.04	0.05		2/14/2006 12:29	15.36	-0.01
2/14/2006 12:59	15.04	0.05		2/14/2006 12:59	15.34	-0.01
2/14/2006 13:29	15.01	0.05		2/14/2006 13:29	15.34	-0.01
2/14/2006 13:59	15.01	0.05		2/14/2006 13:59	15.34	-0.01
2/14/2006 14:29	15.01	0.05		2/14/2006 14:29	15.31	-0.01
2/14/2006 14:59	15.01	0.05		2/14/2006 14:59	15.31	-0.01
2/14/2006 15:29	15.04	0.05		2/14/2006 15:29	15.31	0
2/14/2006 15:59	15.04	0.06		2/14/2006 15:59	15.31	0
2/14/2006 16:29	15.01	0.07		2/14/2006 16:29	15.31	0
2/14/2006 16:59	15.04	0.08		2/14/2006 16:59	15.31	0
2/14/2006 17:29	15.04	0.09		2/14/2006 17:29	15.31	0
2/14/2006 17:59	15.09	0.09		2/14/2006 17:59	15.31	0
2/14/2006 18:29	15.09	0.1		2/14/2006 18:29	15.34	0
2/14/2006 18:59	15.12	0.11		2/14/2006 18:59	15.34	0
2/14/2006 19:29	15.15	0.12		2/14/2006 19:29	15.34	0
2/14/2006 19:59	15.2	0.13		2/14/2006 19:59	15.34	0
2/14/2006 20:29	15.23	0.14		2/14/2006 20:29	15.36	0
2/14/2006 20:59	15.25	0.14		2/14/2006 20:59	15.39	0
2/14/2006 21:29	15.28	0.14		2/14/2006 21:29	15.39	0
2/14/2006 21:59	15.31	0.14		2/14/2006 21:59	15.39	-0.01
2/14/2006 22:29	15.34	0.14		2/14/2006 22:29	15.42	-0.01
2/14/2006 22:59	15.36	0.13		2/14/2006 22:59	15.42	-0.01
2/14/2006 23:29	15.34	0.13		2/14/2006 23:29	15.42	-0.01
2/14/2006 23:59	15.36	0.13		2/14/2006 23:59	15.45	-0.01
2/15/2006 0:29	15.36	0.12		2/15/2006 0:29	15.45	-0.01
2/15/2006 0:59	15.39	0.11		2/15/2006 0:59	15.47	-0.02
2/15/2006 1:29	15.39	0.1		2/15/2006 1:29	15.47	-0.02
2/15/2006 1:59	15.36	0.09		2/15/2006 1:59	15.47	-0.01
2/15/2006 2:29	15.36	0.08		2/15/2006 2:29	15.5	-0.01
2/15/2006 2:59	15.36	0.08		2/15/2006 2:59	15.5	-0.01
2/15/2006 3:29	15.34	0.07		2/15/2006 3:29	15.5	-0.01
2/15/2006 3:59	15.31	0.07		2/15/2006 3:59	15.5	-0.01
2/15/2006 4:29	15.31	0.06		2/15/2006 4:29	15.5	-0.01
2/15/2006 4:59	15.31	0.06		2/15/2006 4:59	15.5	-0.01
2/15/2006 5:29	15.31	0.06		2/15/2006 5:29	15.47	-0.01
2/15/2006 5:59	15.28	0.05		2/15/2006 5:59	15.47	-0.01
2/15/2006 6:29	15.23	0.05		2/15/2006 6:29	15.5	-0.01
2/15/2006 6:59	15.2	0.05		2/15/2006 6:59	15.47	-0.01
2/15/2006 7:29	15.2	0.04		2/15/2006 7:29	15.47	-0.01
2/15/2006 7:59	15.2	0.04		2/15/2006 7:59	15.45	-0.01
2/15/2006 8:29	15.2	0.03		2/15/2006 8:29	15.45	-0.01

2/15/2006 8:59	15.17	0.03		2/15/2006 8:59	15.45	-0.01
2/15/2006 9:29	15.17	0.02		2/15/2006 9:29	15.42	-0.02
2/15/2006 9:59	15.12	0.02		2/15/2006 9:59	15.42	-0.02
2/15/2006 10:29	15.09	0.01		2/15/2006 10:29	15.42	-0.02
2/15/2006 10:59	15.12	0		2/15/2006 10:59	15.39	-0.02
2/15/2006 11:29	15.09	-0.01		2/15/2006 11:29	15.39	-0.02
2/15/2006 11:59	15.09	-0.02		2/15/2006 11:59	15.36	-0.02
2/15/2006 12:29	15.06	-0.03		2/15/2006 12:29	15.36	-0.02
2/15/2006 12:59	15.06	-0.03		2/15/2006 12:59	15.36	-0.02
2/15/2006 13:29	15.04	-0.04		2/15/2006 13:29	15.34	-0.02
2/15/2006 13:59	15.01	-0.04		2/15/2006 13:59	15.34	-0.02
2/15/2006 14:29	15.01	-0.04		2/15/2006 14:29	15.34	-0.02
2/15/2006 14:59	15.01	-0.05		2/15/2006 14:59	15.34	-0.01
2/15/2006 15:29	15.01	-0.04		2/15/2006 15:29	15.34	-0.01
2/15/2006 15:59	14.98	-0.04		2/15/2006 15:59	15.31	-0.01
2/15/2006 16:29	15.01	-0.04		2/15/2006 16:29	15.31	-0.01
2/15/2006 16:59	14.98	-0.03		2/15/2006 16:59	15.31	-0.01
2/15/2006 17:29	15.01	-0.03		2/15/2006 17:29	15.31	-0.01
2/15/2006 17:59	15.04	-0.03		2/15/2006 17:59	15.31	-0.01
2/15/2006 18:29	15.04	-0.03		2/15/2006 18:29	15.34	-0.01
2/15/2006 18:59	15.06	-0.03		2/15/2006 18:59	15.34	-0.01
2/15/2006 19:29	15.09	-0.02		2/15/2006 19:29	15.34	-0.01
2/15/2006 19:59	15.12	-0.02		2/15/2006 19:59	15.34	-0.01
2/15/2006 20:29	15.15	-0.02		2/15/2006 20:29	15.34	-0.01
2/15/2006 20:59	15.17	-0.02		2/15/2006 20:59	15.34	-0.01
2/15/2006 21:29	15.2	-0.02		2/15/2006 21:29	15.36	-0.01
2/15/2006 21:59	15.2	-0.02		2/15/2006 21:59	15.36	-0.01
2/15/2006 22:29	15.2	-0.02		2/15/2006 22:29	15.36	-0.01
2/15/2006 22:59	15.23	-0.02		2/15/2006 22:59	15.39	-0.01
2/15/2006 23:29	15.23	-0.02		2/15/2006 23:29	15.39	-0.01
2/15/2006 23:59	15.23	-0.03		2/15/2006 23:59	15.39	-0.01
2/16/2006 0:29	15.23	-0.03		2/16/2006 0:29	15.39	-0.01
2/16/2006 0:59	15.25	-0.03		2/16/2006 0:59	15.39	-0.01
2/16/2006 1:29	15.23	-0.04		2/16/2006 1:29	15.39	-0.01
2/16/2006 1:59	15.2	-0.04		2/16/2006 1:59	15.42	-0.01
2/16/2006 2:29	15.2	-0.04		2/16/2006 2:29	15.42	-0.01
2/16/2006 2:59	15.2	-0.04		2/16/2006 2:59	15.42	-0.01
2/16/2006 3:29	15.2	-0.04		2/16/2006 3:29	15.42	-0.01
2/16/2006 3:59	15.2	-0.04		2/16/2006 3:59	15.42	-0.01
2/16/2006 4:29	15.17	-0.04		2/16/2006 4:29	15.39	-0.01
2/16/2006 4:59	15.12	-0.05		2/16/2006 4:59	15.39	-0.01
2/16/2006 5:29	15.12	-0.05		2/16/2006 5:29	15.39	-0.01
2/16/2006 5:59	15.12	-0.05		2/16/2006 5:59	15.39	-0.01
2/16/2006 6:29	15.09	-0.05		2/16/2006 6:29	15.39	-0.01
2/16/2006 6:59	15.09	-0.06		2/16/2006 6:59	15.39	-0.01
2/16/2006 7:29	15.06	-0.06		2/16/2006 7:29	15.36	-0.01
2/16/2006 7:59	15.04	-0.06		2/16/2006 7:59	15.36	-0.01
2/16/2006 8:29	15.04	-0.07		2/16/2006 8:29	15.36	-0.01
2/16/2006 8:59	15.04	-0.07		2/16/2006 8:59	15.34	-0.01
2/16/2006 9:29	15.01	-0.08		2/16/2006 9:29	15.34	-0.01
2/16/2006 9:59	14.98	-0.08		2/16/2006 9:59	15.34	-0.02
2/16/2006 10:29	14.98	-0.09		2/16/2006 10:29	15.31	-0.02
2/16/2006 10:59	14.98	-0.09		2/16/2006 10:59	15.31	-0.02
2/16/2006 11:29	14.98	-0.1		2/16/2006 11:29	15.31	-0.02
2/16/2006 11:59	14.98	-0.1		2/16/2006 11:59	15.28	-0.02

2/16/2006 12:29	14.98	-0.11		2/16/2006 12:29	15.28	-0.02
2/16/2006 12:59	14.93	-0.11		2/16/2006 12:59	15.28	-0.02
2/16/2006 13:29	14.9	-0.11		2/16/2006 13:29	15.25	-0.01
2/16/2006 13:59	14.9	-0.11		2/16/2006 13:59	15.25	-0.01
2/16/2006 14:29	14.9	-0.11		2/16/2006 14:29	15.25	-0.01
2/16/2006 14:59	14.9	-0.11		2/16/2006 14:59	15.25	-0.01
2/16/2006 15:29	14.9	-0.1		2/16/2006 15:29	15.23	-0.01
2/16/2006 15:59	14.9	-0.09		2/16/2006 15:59	15.23	-0.01
2/16/2006 16:29	14.9	-0.08		2/16/2006 16:29	15.23	0
2/16/2006 16:59	14.9	-0.07		2/16/2006 16:59	15.23	0
2/16/2006 17:29	14.93	-0.06		2/16/2006 17:29	15.23	0
2/16/2006 17:59	14.93	-0.05		2/16/2006 17:59	15.23	0
2/16/2006 18:29	14.98	-0.04		2/16/2006 18:29	15.25	0
2/16/2006 18:59	14.98	-0.03		2/16/2006 18:59	15.23	0
2/16/2006 19:29	15.01	-0.02		2/16/2006 19:29	15.25	0
2/16/2006 19:59	15.04	-0.01		2/16/2006 19:59	15.25	0
2/16/2006 20:29	15.09	-0.01		2/16/2006 20:29	15.25	0
2/16/2006 20:59	15.12	0		2/16/2006 20:59	15.28	0
2/16/2006 21:29	15.15	0		2/16/2006 21:29	15.31	0
2/16/2006 21:59	15.17	0		2/16/2006 21:59	15.31	-0.01
2/16/2006 22:29	15.2	0.01		2/16/2006 22:29	15.31	-0.01
2/16/2006 22:59	15.2	0.01		2/16/2006 22:59	15.31	-0.01
2/16/2006 23:29	15.23	0		2/16/2006 23:29	15.31	-0.01
2/16/2006 23:59	15.23	0		2/16/2006 23:59	15.31	-0.01
2/17/2006 0:29	15.23	0		2/17/2006 0:29	15.34	-0.01
2/17/2006 0:59	15.2	-0.01		2/17/2006 0:59	15.34	-0.01
2/17/2006 1:29	15.23	-0.01		2/17/2006 1:29	15.34	-0.01
2/17/2006 1:59	15.23	-0.01		2/17/2006 1:59	15.34	-0.01
2/17/2006 2:29	15.2	-0.01		2/17/2006 2:29	15.34	-0.01
2/17/2006 2:59	15.2	-0.01		2/17/2006 2:59	15.34	-0.01
2/17/2006 3:29	15.2	-0.01		2/17/2006 3:29	15.34	-0.01
2/17/2006 3:59	15.17	-0.01		2/17/2006 3:59	15.34	-0.01
2/17/2006 4:29	15.17	-0.01		2/17/2006 4:29	15.34	-0.01
2/17/2006 4:59	15.17	-0.01		2/17/2006 4:59	15.34	-0.01
2/17/2006 5:29	15.15	-0.01		2/17/2006 5:29	15.34	-0.01
2/17/2006 5:59	15.12	-0.01		2/17/2006 5:59	15.34	-0.01
2/17/2006 6:29	15.09	-0.01		2/17/2006 6:29	15.34	-0.01
2/17/2006 6:59	15.09	-0.01		2/17/2006 6:59	15.31	-0.01
2/17/2006 7:29	15.06	-0.01		2/17/2006 7:29	15.31	-0.01
2/17/2006 7:59	15.06	-0.01		2/17/2006 7:59	15.31	-0.01
2/17/2006 8:29	15.06	-0.01		2/17/2006 8:29	15.31	-0.01
2/17/2006 8:59	15.04	-0.01		2/17/2006 8:59	15.28	-0.01
2/17/2006 9:29	15.04	-0.01		2/17/2006 9:29	15.28	-0.01
2/17/2006 9:59	15.04	-0.01		2/17/2006 9:59	15.28	-0.01
2/17/2006 10:29	15.01	-0.01		2/17/2006 10:29	15.28	-0.01
2/17/2006 10:59	15.01	-0.02		2/17/2006 10:59	15.28	-0.01
2/17/2006 11:29	14.98	-0.02		2/17/2006 11:29	15.25	-0.01
2/17/2006 11:59	14.98	-0.02		2/17/2006 11:59	15.25	-0.01
2/17/2006 12:29	14.98	-0.02		2/17/2006 12:29	15.25	-0.01
2/17/2006 12:59	14.98	-0.02		2/17/2006 12:59	15.25	-0.01
2/17/2006 17:29	14.9	0		2/17/2006 17:29	15.2	-0.01
2/17/2006 17:59	14.87	0		2/17/2006 17:59	15.2	-0.01
2/17/2006 18:29	14.87	0		2/17/2006 18:29	15.2	-0.01
2/17/2006 18:59	14.87	0		2/17/2006 18:59	15.17	-0.01
2/17/2006 19:29	14.87	0		2/17/2006 19:29	15.17	-0.01

2/17/2006 19:59	14.87	0		2/17/2006 19:59	15.17	-0.01
2/17/2006 20:29	14.87	-0.01		2/17/2006 20:29	15.17	-0.01
2/17/2006 20:59	14.85	-0.01		2/17/2006 20:59	15.15	-0.01
2/17/2006 21:29	14.85	-0.01		2/17/2006 21:29	15.15	-0.01
2/17/2006 21:59	14.82	-0.02		2/17/2006 21:59	15.15	-0.02
2/17/2006 22:29	14.85	-0.02		2/17/2006 22:29	15.15	-0.02
2/17/2006 22:59	14.82	-0.03		2/17/2006 22:59	15.15	-0.02
2/17/2006 23:29	14.82	-0.04		2/17/2006 23:29	15.12	-0.02
2/17/2006 23:59	14.79	-0.04		2/17/2006 23:59	15.12	-0.02
2/18/2006 0:29	14.79	-0.05		2/18/2006 0:29	15.12	-0.02
2/18/2006 0:59	14.79	-0.05		2/18/2006 0:59	15.12	-0.02
2/18/2006 1:29	14.79	-0.06		2/18/2006 1:29	15.09	-0.02
2/18/2006 1:59	14.79	-0.06		2/18/2006 1:59	15.09	-0.02
2/18/2006 2:29	14.79	-0.06		2/18/2006 2:29	15.09	-0.02
2/18/2006 2:59	14.77	-0.07		2/18/2006 2:59	15.09	-0.02
2/18/2006 3:29	14.77	-0.07		2/18/2006 3:29	15.09	-0.02
2/18/2006 3:59	14.77	-0.07		2/18/2006 3:59	15.06	-0.02
2/18/2006 4:29	14.77	-0.08		2/18/2006 4:29	15.06	-0.02
2/18/2006 4:59	14.77	-0.08		2/18/2006 4:59	15.06	-0.02
2/18/2006 5:29	14.77	-0.08		2/18/2006 5:29	15.06	-0.02
2/18/2006 5:59	14.74	-0.09		2/18/2006 5:59	15.06	-0.02
2/18/2006 6:29	14.74	-0.08		2/18/2006 6:29	15.04	-0.01
2/18/2006 6:59	14.74	-0.09		2/18/2006 6:59	15.04	-0.01
2/18/2006 7:29	14.71	-0.09		2/18/2006 7:29	15.04	-0.02
2/18/2006 7:59	14.68	-0.09		2/18/2006 7:59	15.04	-0.02
2/18/2006 8:29	14.68	-0.1		2/18/2006 8:29	15.01	-0.02
2/18/2006 8:59	14.71	-0.1		2/18/2006 8:59	15.01	-0.02
2/18/2006 9:29	14.68	-0.11		2/18/2006 9:29	15.01	-0.02
2/18/2006 9:59	14.66	-0.11		2/18/2006 9:59	15.01	-0.02
2/18/2006 10:29	14.66	-0.12		2/18/2006 10:29	14.98	-0.02
2/18/2006 10:59	14.66	-0.12		2/18/2006 10:59	14.98	-0.02
2/18/2006 11:29	14.66	-0.13		2/18/2006 11:29	14.98	-0.02
2/18/2006 11:59	14.63	-0.13		2/18/2006 11:59	14.98	-0.02
2/18/2006 12:29	14.66	-0.14		2/18/2006 12:29	14.98	-0.02
2/18/2006 12:59	14.6	-0.14		2/18/2006 12:59	14.96	-0.02
2/18/2006 13:29	14.63	-0.14		2/18/2006 13:29	14.96	-0.02
2/18/2006 13:59	14.63	-0.14		2/18/2006 13:59	14.96	-0.02
2/18/2006 14:29	14.58	-0.14		2/18/2006 14:29	14.96	-0.02
2/18/2006 14:59	14.6	-0.14		2/18/2006 14:59	14.96	-0.01
2/18/2006 15:29	14.6	-0.14		2/18/2006 15:29	14.93	-0.01
2/18/2006 15:59	14.58	-0.13		2/18/2006 15:59	14.93	-0.01
2/18/2006 16:29	14.58	-0.12		2/18/2006 16:29	14.93	-0.01
2/18/2006 16:59	14.58	-0.11		2/18/2006 16:59	14.93	-0.01
2/18/2006 17:29	14.58	-0.11		2/18/2006 17:29	14.9	-0.01
2/18/2006 17:59	14.58	-0.11		2/18/2006 17:59	14.9	-0.01
2/18/2006 18:29	14.6	-0.1		2/18/2006 18:29	14.9	-0.01
2/18/2006 18:59	14.63	-0.1		2/18/2006 18:59	14.9	-0.01
2/18/2006 19:29	14.63	-0.1		2/18/2006 19:29	14.9	-0.01
2/18/2006 19:59	14.63	-0.1		2/18/2006 19:59	14.9	-0.01
2/18/2006 20:29	14.63	-0.09		2/18/2006 20:29	14.9	-0.01
2/18/2006 20:59	14.66	-0.09		2/18/2006 20:59	14.9	-0.01
2/18/2006 21:29	14.66	-0.09		2/18/2006 21:29	14.9	-0.01
2/18/2006 21:59	14.68	-0.1		2/18/2006 21:59	14.9	-0.01
2/18/2006 22:29	14.68	-0.11		2/18/2006 22:29	14.9	-0.02
2/18/2006 22:59	14.68	-0.11		2/18/2006 22:59	14.9	-0.02

2/18/2006 23:29	14.68	-0.11		2/18/2006 23:29	14.9	-0.01
2/18/2006 23:59	14.66	-0.11		2/18/2006 23:59	14.9	-0.01
2/19/2006 0:29	14.66	-0.11		2/19/2006 0:29	14.9	-0.01
2/19/2006 0:59	14.66	-0.12		2/19/2006 0:59	14.9	-0.01
2/19/2006 1:29	14.66	-0.12		2/19/2006 1:29	14.9	-0.01
2/19/2006 1:59	14.63	-0.12		2/19/2006 1:59	14.9	-0.01
2/19/2006 2:29	14.6	-0.12		2/19/2006 2:29	14.9	-0.01
2/19/2006 2:59	14.6	-0.12		2/19/2006 2:59	14.87	-0.01
2/19/2006 3:29	14.6	-0.13		2/19/2006 3:29	14.87	-0.01
2/19/2006 3:59	14.6	-0.13		2/19/2006 3:59	14.87	-0.01
2/19/2006 4:29	14.6	-0.13		2/19/2006 4:29	14.87	-0.01
2/19/2006 4:59	14.58	-0.13		2/19/2006 4:59	14.87	-0.01
2/19/2006 5:29	14.58	-0.13		2/19/2006 5:29	14.87	-0.01
2/19/2006 5:59	14.58	-0.13		2/19/2006 5:59	14.87	-0.01
2/19/2006 6:29	14.55	-0.14		2/19/2006 6:29	14.87	-0.01
2/19/2006 6:59	14.55	-0.14		2/19/2006 6:59	14.85	-0.01
2/19/2006 7:29	14.55	-0.14		2/19/2006 7:29	14.87	-0.01
2/19/2006 7:59	14.52	-0.15		2/19/2006 7:59	14.85	-0.02
2/19/2006 8:29	14.52	-0.15		2/19/2006 8:29	14.85	-0.02
2/19/2006 8:59	14.52	-0.15		2/19/2006 8:59	14.85	-0.02
2/19/2006 9:29	14.52	-0.16		2/19/2006 9:29	14.82	-0.02
2/19/2006 9:59	14.52	-0.16		2/19/2006 9:59	14.85	-0.02
2/19/2006 10:29	14.52	-0.17		2/19/2006 10:29	14.82	-0.02
2/19/2006 10:59	14.52	-0.17		2/19/2006 10:59	14.82	-0.02
2/19/2006 11:29	14.5	-0.18		2/19/2006 11:29	14.82	-0.02
2/19/2006 11:59	14.5	-0.18		2/19/2006 11:59	14.82	-0.02
2/19/2006 12:29	14.5	-0.19		2/19/2006 12:29	14.82	-0.02
2/19/2006 12:59	14.5	-0.19		2/19/2006 12:59	14.79	-0.02
2/19/2006 13:29	14.47	-0.19		2/19/2006 13:29	14.79	-0.02
2/19/2006 13:59	14.47	-0.2		2/19/2006 13:59	14.79	-0.02
2/19/2006 14:29	14.47	-0.2		2/19/2006 14:29	14.79	-0.02
2/19/2006 14:59	14.47	-0.2		2/19/2006 14:59	14.79	-0.02
2/19/2006 15:29	14.47	-0.2		2/19/2006 15:29	14.79	-0.01
2/19/2006 15:59	14.47	-0.19		2/19/2006 15:59	14.79	-0.01
2/19/2006 16:29	14.44	-0.19		2/19/2006 16:29	14.77	-0.01
2/19/2006 16:59	14.47	-0.19		2/19/2006 16:59	14.77	-0.01
2/19/2006 17:29	14.47	-0.19		2/19/2006 17:29	14.77	-0.01
2/19/2006 17:59	14.47	-0.19		2/19/2006 17:59	14.77	-0.01
2/19/2006 18:29	14.47	-0.19		2/19/2006 18:29	14.77	-0.01
2/19/2006 18:59	14.47	-0.19		2/19/2006 18:59	14.77	-0.02
2/19/2006 19:29	14.44	-0.19		2/19/2006 19:29	14.77	-0.01
2/19/2006 19:59	14.44	-0.19		2/19/2006 19:59	14.77	-0.01
2/19/2006 20:29	14.44	-0.19		2/19/2006 20:29	14.77	-0.01
2/19/2006 20:59	14.44	-0.19		2/19/2006 20:59	14.77	-0.01
2/19/2006 21:29	14.47	-0.19		2/19/2006 21:29	14.77	-0.01
2/19/2006 21:59	14.47	-0.19		2/19/2006 21:59	14.74	-0.02
2/19/2006 22:29	14.47	-0.2		2/19/2006 22:29	14.77	-0.02
2/19/2006 22:59	14.47	-0.2		2/19/2006 22:59	14.74	-0.02
2/19/2006 23:29	14.5	-0.2		2/19/2006 23:29	14.74	-0.01
2/19/2006 23:59	14.5	-0.21		2/19/2006 23:59	14.74	-0.01
2/20/2006 0:29	14.47	-0.21		2/20/2006 0:29	14.74	-0.01
2/20/2006 0:59	14.47	-0.21		2/20/2006 0:59	14.74	-0.02
2/20/2006 1:29	14.44	-0.21		2/20/2006 1:29	14.74	-0.01
2/20/2006 1:59	14.44	-0.21		2/20/2006 1:59	14.74	-0.01
2/20/2006 2:29	14.44	-0.22		2/20/2006 2:29	14.74	-0.01

2/20/2006 2:59	14.42	-0.22		2/20/2006 2:59	14.74	-0.01
2/20/2006 3:29	14.42	-0.22		2/20/2006 3:29	14.71	-0.01
2/20/2006 3:59	14.44	-0.22		2/20/2006 3:59	14.71	-0.01
2/20/2006 4:29	14.42	-0.22		2/20/2006 4:29	14.71	-0.02
2/20/2006 4:59	14.39	-0.22		2/20/2006 4:59	14.71	-0.01
2/20/2006 5:29	14.42	-0.23		2/20/2006 5:29	14.68	-0.01
2/20/2006 5:59	14.39	-0.23		2/20/2006 5:59	14.71	-0.01
2/20/2006 6:29	14.39	-0.23		2/20/2006 6:29	14.68	-0.01
2/20/2006 6:59	14.39	-0.23		2/20/2006 6:59	14.68	-0.02
2/20/2006 7:29	14.36	-0.23		2/20/2006 7:29	14.68	-0.02
2/20/2006 7:59	14.36	-0.23		2/20/2006 7:59	14.68	-0.02
2/20/2006 8:29	14.36	-0.23		2/20/2006 8:29	14.68	-0.02
2/20/2006 8:59	14.36	-0.24		2/20/2006 8:59	14.68	-0.02
2/20/2006 9:29	14.36	-0.24		2/20/2006 9:29	14.66	-0.02
2/20/2006 9:59	14.34	-0.24		2/20/2006 9:59	14.66	-0.02
2/20/2006 10:29	14.34	-0.25		2/20/2006 10:29	14.66	-0.02
2/20/2006 10:59	14.34	-0.25		2/20/2006 10:59	14.66	-0.02
2/20/2006 11:29	14.34	-0.26		2/20/2006 11:29	14.66	-0.02
2/20/2006 11:59	14.34	-0.26		2/20/2006 11:59	14.63	-0.02
2/20/2006 12:29	14.34	-0.26		2/20/2006 12:29	14.63	-0.02
2/20/2006 12:59	14.28	-0.26		2/20/2006 12:59	14.63	-0.02
2/20/2006 13:29	14.28	-0.26		2/20/2006 13:29	14.63	-0.02
2/20/2006 13:59	14.31	-0.26		2/20/2006 13:59	14.63	-0.01
2/20/2006 14:29	14.28	-0.26		2/20/2006 14:29	14.6	-0.01
2/20/2006 14:59	14.28	-0.26		2/20/2006 14:59	14.6	-0.01
2/20/2006 15:29	14.26	-0.25		2/20/2006 15:29	14.6	-0.01
2/20/2006 15:59	14.28	-0.25		2/20/2006 15:59	14.6	-0.01
2/20/2006 16:29	14.26	-0.24		2/20/2006 16:29	14.58	-0.01
2/20/2006 16:59	14.28	-0.23		2/20/2006 16:59	14.58	-0.01
2/20/2006 17:29	14.28	-0.22		2/20/2006 17:29	14.6	-0.01
2/20/2006 17:59	14.28	-0.21		2/20/2006 17:59	14.58	-0.01
2/20/2006 18:29	14.34	-0.21		2/20/2006 18:29	14.6	-0.01
2/20/2006 18:59	14.34	-0.2		2/20/2006 18:59	14.6	0
2/20/2006 19:29	14.34	-0.19		2/20/2006 19:29	14.6	0
2/20/2006 19:59	14.36	-0.19		2/20/2006 19:59	14.6	0
2/20/2006 20:29	14.39	-0.18		2/20/2006 20:29	14.6	0
2/20/2006 20:59	14.42	-0.18		2/20/2006 20:59	14.63	-0.01
2/20/2006 21:29	14.44	-0.17		2/20/2006 21:29	14.63	-0.01
2/20/2006 21:59	14.44	-0.17		2/20/2006 21:59	14.63	-0.01
2/20/2006 22:29	14.47	-0.17		2/20/2006 22:29	14.66	-0.01
2/20/2006 22:59	14.5	-0.17		2/20/2006 22:59	14.66	-0.01
2/20/2006 23:29	14.5	-0.17		2/20/2006 23:29	14.66	-0.01
2/20/2006 23:59	14.52	-0.17		2/20/2006 23:59	14.66	-0.01
2/21/2006 0:29	14.5	-0.17		2/21/2006 0:29	14.66	-0.01
2/21/2006 0:59	14.47	-0.17		2/21/2006 0:59	14.66	-0.01
2/21/2006 1:29	14.47	-0.17		2/21/2006 1:29	14.66	-0.01
2/21/2006 1:59	14.47	-0.17		2/21/2006 1:59	14.66	-0.01
2/21/2006 2:29	14.47	-0.17		2/21/2006 2:29	14.66	-0.01
2/21/2006 2:59	14.44	-0.17		2/21/2006 2:59	14.66	-0.01
2/21/2006 3:29	14.44	-0.17		2/21/2006 3:29	14.66	-0.01
2/21/2006 3:59	14.39	-0.18		2/21/2006 3:59	14.66	-0.01
2/21/2006 4:29	14.39	-0.18		2/21/2006 4:29	14.66	-0.01
2/21/2006 4:59	14.39	-0.18		2/21/2006 4:59	14.66	-0.01
2/21/2006 5:29	14.36	-0.18		2/21/2006 5:29	14.66	-0.01
2/21/2006 5:59	14.34	-0.18		2/21/2006 5:59	14.66	-0.01

2/21/2006 6:29	14.34	-0.18		2/21/2006 6:29	14.63	-0.01
2/21/2006 6:59	14.34	-0.18		2/21/2006 6:59	14.63	-0.01
2/21/2006 7:29	14.34	-0.18		2/21/2006 7:29	14.63	-0.01
2/21/2006 7:59	14.31	-0.19		2/21/2006 7:59	14.63	-0.01
2/21/2006 8:29	14.31	-0.19		2/21/2006 8:29	14.63	-0.01
2/21/2006 8:59	14.28	-0.19		2/21/2006 8:59	14.6	-0.02
2/21/2006 9:29	14.28	-0.2		2/21/2006 9:29	14.6	-0.01
2/21/2006 9:59	14.28	-0.2		2/21/2006 9:59	14.58	-0.01
2/21/2006 10:29	14.26	-0.2		2/21/2006 10:29	14.58	-0.02
2/21/2006 10:59	14.26	-0.21		2/21/2006 10:59	14.58	-0.02
2/21/2006 11:29	14.23	-0.22		2/21/2006 11:29	14.58	-0.02
2/21/2006 11:59	14.23	-0.22		2/21/2006 11:59	14.58	-0.02
2/21/2006 12:29	14.23	-0.22		2/21/2006 12:29	14.58	-0.02
2/21/2006 16:00	14.34	0.01		2/21/2006 16:00	14.55	-0.01
2/21/2006 16:30	14.36	0.02		2/21/2006 16:30	14.58	-0.01
2/21/2006 17:00	14.39	0.03		2/21/2006 17:00	14.58	-0.01
2/21/2006 17:30	14.44	0.03		2/21/2006 17:30	14.6	-0.01
2/21/2006 18:00	14.44	0.03		2/21/2006 18:00	14.6	-0.01
2/21/2006 18:30	14.47	0.04		2/21/2006 18:30	14.6	-0.01
2/21/2006 19:00	14.5	0.04		2/21/2006 19:00	14.63	-0.01
2/21/2006 19:30	14.52	0.04		2/21/2006 19:30	14.66	-0.01
2/21/2006 20:00	14.52	0.03		2/21/2006 20:00	14.66	-0.01
2/21/2006 20:30	14.55	0.03		2/21/2006 20:30	14.66	-0.01
2/21/2006 21:00	14.55	0.03		2/21/2006 21:00	14.68	-0.01
2/21/2006 21:30	14.58	0.02		2/21/2006 21:30	14.68	-0.01
2/21/2006 22:00	14.58	0.02		2/21/2006 22:00	14.68	-0.01
2/21/2006 22:30	14.55	0.02		2/21/2006 22:30	14.68	-0.01
2/21/2006 23:00	14.52	0.02		2/21/2006 23:00	14.71	-0.01
2/21/2006 23:30	14.52	0.01		2/21/2006 23:30	14.71	-0.01
2/22/2006 0:00	14.5	0.01		2/22/2006 0:00	14.71	-0.01
2/22/2006 0:30	14.5	0.01		2/22/2006 0:30	14.71	-0.01
2/22/2006 1:00	14.5	0.01		2/22/2006 1:00	14.71	-0.01
2/22/2006 1:30	14.47	0		2/22/2006 1:30	14.71	-0.01
2/22/2006 2:00	14.44	0		2/22/2006 2:00	14.68	-0.01
2/22/2006 2:30	14.42	0		2/22/2006 2:30	14.68	-0.01
2/22/2006 3:00	14.39	0		2/22/2006 3:00	14.68	-0.01
2/22/2006 3:30	14.39	0		2/22/2006 3:30	14.68	-0.01
2/22/2006 4:00	14.36	-0.01		2/22/2006 4:00	14.68	-0.01
2/22/2006 4:30	14.36	-0.01		2/22/2006 4:30	14.68	-0.01
2/22/2006 5:00	14.34	-0.01		2/22/2006 5:00	14.66	-0.01
2/22/2006 5:30	14.34	-0.02		2/22/2006 5:30	14.66	-0.01
2/22/2006 6:00	14.34	-0.02		2/22/2006 6:00	14.63	-0.01
2/22/2006 6:30	14.34	-0.03		2/22/2006 6:30	14.63	-0.01
2/22/2006 7:00	14.31	-0.04		2/22/2006 7:00	14.63	-0.01
2/22/2006 7:30	14.28	-0.04		2/22/2006 7:30	14.63	-0.01
2/22/2006 8:00	14.26	-0.05		2/22/2006 8:00	14.6	-0.01
2/22/2006 8:30	14.26	-0.06		2/22/2006 8:30	14.6	-0.01
2/22/2006 9:00	14.26	-0.06		2/22/2006 9:00	14.6	-0.01
2/22/2006 9:30	14.23	-0.07		2/22/2006 9:30	14.58	-0.01
2/22/2006 10:00	14.23	-0.07		2/22/2006 10:00	14.58	-0.01
2/22/2006 10:30	14.23	-0.07		2/22/2006 10:30	14.55	-0.01
2/22/2006 11:00	14.23	-0.07		2/22/2006 11:00	14.55	-0.01
2/22/2006 11:30	14.23	-0.07		2/22/2006 11:30	14.55	-0.01
2/22/2006 12:00	14.2	-0.06		2/22/2006 12:00	14.55	-0.01
2/22/2006 12:30	14.2	-0.06		2/22/2006 12:30	14.55	-0.01

2/22/2006 13:00	14.23	-0.05		2/22/2006 13:00	14.55	-0.01
2/22/2006 13:30	14.2	-0.04		2/22/2006 13:30	14.55	-0.01
2/22/2006 14:00	14.23	-0.03		2/22/2006 14:00	14.55	-0.01
2/22/2006 14:30	14.26	-0.03		2/22/2006 14:30	14.55	-0.01
2/22/2006 15:00	14.26	-0.02		2/22/2006 15:00	14.55	-0.01
2/22/2006 15:30	14.31	-0.01		2/22/2006 15:30	14.55	-0.01
2/22/2006 16:00	14.34	-0.01		2/22/2006 16:00	14.58	-0.01
2/22/2006 16:30	14.36	0		2/22/2006 16:30	14.58	-0.01
2/22/2006 17:00	14.39	0.01		2/22/2006 17:00	14.6	-0.01
2/22/2006 17:30	14.44	0.02		2/22/2006 17:30	14.6	-0.01
2/22/2006 18:00	14.47	0.03		2/22/2006 18:00	14.63	-0.01
2/22/2006 18:30	14.5	0.03		2/22/2006 18:30	14.66	-0.01
2/22/2006 19:00	14.55	0.03		2/22/2006 19:00	14.66	-0.01
2/22/2006 19:30	14.55	0.03		2/22/2006 19:30	14.66	-0.01
2/22/2006 20:00	14.58	0.03		2/22/2006 20:00	14.66	-0.01
2/22/2006 20:30	14.58	0.04		2/22/2006 20:30	14.68	-0.01
2/22/2006 21:00	14.6	0.04		2/22/2006 21:00	14.68	-0.01
2/22/2006 21:30	14.6	0.03		2/22/2006 21:30	14.71	-0.01
2/22/2006 22:00	14.6	0.03		2/22/2006 22:00	14.71	-0.01
2/22/2006 22:30	14.6	0.03		2/22/2006 22:30	14.74	-0.01
2/22/2006 23:00	14.6	0.02		2/22/2006 23:00	14.74	-0.01
2/22/2006 23:30	14.6	0.02		2/22/2006 23:30	14.74	-0.01
2/23/2006 0:00	14.58	0.02		2/23/2006 0:00	14.74	-0.01
2/23/2006 0:30	14.58	0.02		2/23/2006 0:30	14.77	-0.01
2/23/2006 1:00	14.55	0.02		2/23/2006 1:00	14.74	-0.01
2/23/2006 1:30	14.52	0.01		2/23/2006 1:30	14.74	-0.01
2/23/2006 2:00	14.52	0.01		2/23/2006 2:00	14.74	-0.01
2/23/2006 2:30	14.5	0		2/23/2006 2:30	14.74	-0.01
2/23/2006 3:00	14.5	0		2/23/2006 3:00	14.74	-0.01
2/23/2006 3:30	14.47	0		2/23/2006 3:30	14.74	-0.01
2/23/2006 4:00	14.44	0		2/23/2006 4:00	14.71	-0.01
2/23/2006 4:30	14.42	-0.01		2/23/2006 4:30	14.74	-0.01
2/23/2006 5:00	14.39	-0.01		2/23/2006 5:00	14.71	-0.01
2/23/2006 5:30	14.39	-0.01		2/23/2006 5:30	14.68	-0.01
2/23/2006 6:00	14.39	-0.02		2/23/2006 6:00	14.68	-0.01
2/23/2006 6:30	14.39	-0.02		2/23/2006 6:30	14.68	-0.01
2/23/2006 7:00	14.36	-0.03		2/23/2006 7:00	14.66	-0.01
2/23/2006 7:30	14.34	-0.03		2/23/2006 7:30	14.66	-0.01
2/23/2006 8:00	14.34	-0.04		2/23/2006 8:00	14.66	-0.01
2/23/2006 8:30	14.34	-0.04		2/23/2006 8:30	14.66	-0.01
2/23/2006 9:00	14.31	-0.05		2/23/2006 9:00	14.63	-0.01
2/23/2006 9:30	14.31	-0.05		2/23/2006 9:30	14.63	-0.01
2/23/2006 10:00	14.31	-0.05		2/23/2006 10:00	14.63	-0.01
2/23/2006 10:30	14.28	-0.05		2/23/2006 10:30	14.63	-0.01
2/23/2006 11:00	14.28	-0.05		2/23/2006 11:00	14.6	-0.01
2/23/2006 11:30	14.26	-0.04		2/23/2006 11:30	14.6	-0.01
2/23/2006 12:00	14.26	-0.04		2/23/2006 12:00	14.6	-0.01
2/23/2006 12:30	14.28	-0.03		2/23/2006 12:30	14.6	-0.01
2/23/2006 13:00	14.28	-0.02		2/23/2006 13:00	14.6	-0.01
2/23/2006 13:30	14.31	-0.01		2/23/2006 13:30	14.6	-0.01
2/23/2006 14:00	14.34	0		2/23/2006 14:00	14.6	-0.01
2/23/2006 14:30	14.34	0.01		2/23/2006 14:30	14.63	-0.01
2/23/2006 15:00	14.39	0.02		2/23/2006 15:00	14.63	-0.01
2/23/2006 15:30	14.44	0.03		2/23/2006 15:30	14.63	-0.01
2/23/2006 16:00	14.47	0.04		2/23/2006 16:00	14.63	-0.01

2/23/2006 16:30	14.5	0.05		2/23/2006 16:30	14.66	-0.01
2/23/2006 17:00	14.52	0.05		2/23/2006 17:00	14.66	-0.01
2/23/2006 17:30	14.58	0.06		2/23/2006 17:30	14.68	-0.01
2/23/2006 18:00	14.63	0.06		2/23/2006 18:00	14.68	-0.01
2/23/2006 18:30	14.66	0.07		2/23/2006 18:30	14.71	-0.01
2/23/2006 19:00	14.71	0.07		2/23/2006 19:00	14.74	-0.01
2/23/2006 19:30	14.77	0.07		2/23/2006 19:30	14.77	-0.01
2/23/2006 20:00	14.77	0.07		2/23/2006 20:00	14.77	-0.01
2/23/2006 20:30	14.77	0.07		2/23/2006 20:30	14.77	-0.01
2/23/2006 21:00	14.77	0.07		2/23/2006 21:00	14.79	-0.01
2/23/2006 21:30	14.77	0.07		2/23/2006 21:30	14.79	-0.01
2/23/2006 22:00	14.77	0.07		2/23/2006 22:00	14.79	-0.01
2/23/2006 22:30	14.77	0.07		2/23/2006 22:30	14.82	-0.01
2/23/2006 23:00	14.77	0.07		2/23/2006 23:00	14.85	-0.01
2/23/2006 23:30	14.79	0.07		2/23/2006 23:30	14.85	-0.01
2/24/2006 0:00	14.77	0.07		2/24/2006 0:00	14.85	-0.01
2/24/2006 0:30	14.77	0.06		2/24/2006 0:30	14.85	-0.01
2/24/2006 1:00	14.74	0.06		2/24/2006 1:00	14.85	-0.01
2/24/2006 1:30	14.71	0.06		2/24/2006 1:30	14.85	-0.01
2/24/2006 2:00	14.68	0.06		2/24/2006 2:00	14.85	-0.01
2/24/2006 2:30	14.66	0.05		2/24/2006 2:30	14.85	-0.01
2/24/2006 3:00	14.66	0.05		2/24/2006 3:00	14.85	-0.01
2/24/2006 3:30	14.66	0.06		2/24/2006 3:30	14.85	-0.01
2/24/2006 4:00	14.63	0.05		2/24/2006 4:00	14.85	-0.01
2/24/2006 4:30	14.58	0.05		2/24/2006 4:30	14.85	-0.01
2/24/2006 5:00	14.55	0.04		2/24/2006 5:00	14.82	-0.01
2/24/2006 5:30	14.52	0.04		2/24/2006 5:30	14.82	-0.01
2/24/2006 6:00	14.52	0.03		2/24/2006 6:00	14.82	-0.01
2/24/2006 6:30	14.52	0.02		2/24/2006 6:30	14.79	-0.01
2/24/2006 7:00	14.52	0.02		2/24/2006 7:00	14.79	-0.01
2/24/2006 7:30	14.5	0.01		2/24/2006 7:30	14.79	-0.01
2/24/2006 8:00	14.47	0		2/24/2006 8:00	14.77	-0.01
2/24/2006 8:30	14.47	0		2/24/2006 8:30	14.77	-0.01
2/24/2006 9:00	14.44	-0.01		2/24/2006 9:00	14.77	-0.01
2/24/2006 9:30	14.44	-0.01		2/24/2006 9:30	14.77	-0.01
2/24/2006 10:00	14.42	-0.01		2/24/2006 10:00	14.74	-0.01
2/24/2006 10:30	14.39	-0.01		2/24/2006 10:30	14.74	-0.01
2/24/2006 11:00	14.42	-0.01		2/24/2006 11:00	14.74	-0.01
2/24/2006 11:30	14.42	-0.01		2/24/2006 11:30	14.71	-0.01
2/24/2006 12:00	14.39	-0.01		2/24/2006 12:00	14.71	-0.01
2/24/2006 12:30	14.42	-0.01		2/24/2006 12:30	14.71	-0.01
2/24/2006 13:00	14.44	0		2/24/2006 13:00	14.71	-0.01
2/24/2006 13:30	14.42	0.01		2/24/2006 13:30	14.71	-0.01
2/24/2006 14:00	14.44	0.02		2/24/2006 14:00	14.71	-0.01
2/24/2006 14:30	14.47	0.03		2/24/2006 14:30	14.71	-0.01
2/24/2006 15:00	14.52	0.03		2/24/2006 15:00	14.74	-0.01
2/24/2006 15:30	14.52	0.04		2/24/2006 15:30	14.74	-0.01
2/24/2006 16:00	14.55	0.05		2/24/2006 16:00	14.77	-0.01
2/24/2006 16:30	14.63	0.06		2/24/2006 16:30	14.77	-0.01
2/24/2006 17:00	14.66	0.07		2/24/2006 17:00	14.77	-0.01
2/24/2006 17:30	14.71	0.08		2/24/2006 17:30	14.77	-0.01
2/24/2006 18:00	14.74	0.09		2/24/2006 18:00	14.79	-0.01
2/24/2006 18:30	14.77	0.09		2/24/2006 18:30	14.82	-0.01
2/24/2006 19:00	14.82	0.09		2/24/2006 19:00	14.82	-0.01
2/24/2006 19:30	14.85	0.09		2/24/2006 19:30	14.85	-0.01

2/24/2006 20:00	14.87	0.09		2/24/2006 20:00	14.85	-0.01
2/24/2006 20:30	14.87	0.09		2/24/2006 20:30	14.87	-0.01
2/24/2006 21:00	14.9	0.09		2/24/2006 21:00	14.9	-0.01
2/24/2006 21:30	14.93	0.09		2/24/2006 21:30	14.9	-0.01
2/24/2006 22:00	14.93	0.08		2/24/2006 22:00	14.9	-0.01
2/24/2006 22:30	14.93	0.08		2/24/2006 22:30	14.93	-0.01
2/24/2006 23:00	14.93	0.08		2/24/2006 23:00	14.93	-0.01
2/24/2006 23:30	14.93	0.08		2/24/2006 23:30	14.93	-0.01
2/25/2006 0:00	14.9	0.07		2/25/2006 0:00	14.96	-0.01
2/25/2006 0:30	14.87	0.07		2/25/2006 0:30	14.96	-0.01
2/25/2006 1:00	14.87	0.07		2/25/2006 1:00	14.96	-0.01
2/25/2006 1:30	14.87	0.07		2/25/2006 1:30	14.96	-0.01
2/25/2006 2:00	14.87	0.06		2/25/2006 2:00	14.96	-0.01
2/25/2006 2:30	14.85	0.06		2/25/2006 2:30	14.96	-0.01
2/25/2006 3:00	14.79	0.06		2/25/2006 3:00	14.96	-0.01
2/25/2006 3:30	14.77	0.06		2/25/2006 3:30	14.96	-0.01
2/25/2006 4:00	14.77	0.05		2/25/2006 4:00	14.96	-0.01
2/25/2006 4:30	14.74	0.04		2/25/2006 4:30	14.96	-0.01
2/25/2006 5:00	14.71	0.04		2/25/2006 5:00	14.96	-0.01
2/25/2006 5:30	14.68	0.04		2/25/2006 5:30	14.93	-0.01
2/25/2006 6:00	14.66	0.03		2/25/2006 6:00	14.93	-0.01
2/25/2006 6:30	14.66	0.02		2/25/2006 6:30	14.93	-0.01
2/25/2006 7:00	14.66	0.02		2/25/2006 7:00	14.9	-0.01
2/25/2006 7:30	14.66	0.01		2/25/2006 7:30	14.9	-0.01
2/25/2006 8:00	14.66	0.01		2/25/2006 8:00	14.9	-0.01
2/25/2006 8:30	14.6	0		2/25/2006 8:30	14.87	-0.01
2/25/2006 9:00	14.6	0		2/25/2006 9:00	14.87	-0.01
2/25/2006 9:30	14.58	0		2/25/2006 9:30	14.87	-0.01
2/25/2006 10:00	14.58	0		2/25/2006 10:00	14.85	-0.01
2/25/2006 10:30	14.55	0		2/25/2006 10:30	14.85	-0.01
2/25/2006 11:00	14.55	0		2/25/2006 11:00	14.85	-0.01
2/25/2006 11:30	14.55	0		2/25/2006 11:30	14.85	-0.01
2/25/2006 12:00	14.52	0		2/25/2006 12:00	14.85	-0.01
2/25/2006 12:30	14.52	0.01		2/25/2006 12:30	14.85	-0.01
2/25/2006 13:00	14.52	0.02		2/25/2006 13:00	14.85	-0.01
2/25/2006 13:30	14.55	0.02		2/25/2006 13:30	14.85	-0.01
2/25/2006 14:00	14.58	0.04		2/25/2006 14:00	14.85	-0.01
2/25/2006 14:30	14.6	0.05		2/25/2006 14:30	14.85	-0.01
2/25/2006 15:00	14.63	0.06		2/25/2006 15:00	14.85	-0.01
2/25/2006 15:30	14.68	0.07		2/25/2006 15:30	14.85	-0.01
2/25/2006 16:00	14.71	0.08		2/25/2006 16:00	14.87	-0.01
2/25/2006 16:30	14.74	0.09		2/25/2006 16:30	14.87	-0.01
2/25/2006 17:00	14.79	0.1		2/25/2006 17:00	14.87	-0.01
2/25/2006 17:30	14.82	0.11		2/25/2006 17:30	14.9	-0.01
2/25/2006 18:00	14.87	0.12		2/25/2006 18:00	14.9	-0.01
2/25/2006 18:30	14.93	0.12		2/25/2006 18:30	14.93	-0.01
2/25/2006 19:00	14.98	0.12		2/25/2006 19:00	14.96	-0.01
2/25/2006 19:30	14.98	0.12		2/25/2006 19:30	14.96	-0.01
2/25/2006 20:00	15.01	0.13		2/25/2006 20:00	14.98	-0.01
2/25/2006 20:30	15.04	0.13		2/25/2006 20:30	14.98	-0.01
2/25/2006 21:00	15.06	0.13		2/25/2006 21:00	15.01	-0.01
2/25/2006 21:30	15.06	0.12		2/25/2006 21:30	15.01	-0.01
2/25/2006 22:00	15.06	0.12		2/25/2006 22:00	15.01	-0.01
2/25/2006 22:30	15.06	0.12		2/25/2006 22:30	15.04	-0.01
2/25/2006 23:00	15.06	0.12		2/25/2006 23:00	15.04	-0.01

2/25/2006 23:30	15.04	0.12		2/25/2006 23:30	15.06	-0.01
2/26/2006 0:00	15.04	0.13		2/26/2006 0:00	15.06	-0.01
2/26/2006 0:30	15.01	0.13		2/26/2006 0:30	15.06	-0.01
2/26/2006 1:00	14.98	0.13		2/26/2006 1:00	15.06	-0.01
2/26/2006 1:30	14.98	0.12		2/26/2006 1:30	15.06	-0.01
2/26/2006 2:00	14.98	0.13		2/26/2006 2:00	15.06	-0.01
2/26/2006 2:30	14.98	0.13		2/26/2006 2:30	15.06	-0.01
2/26/2006 3:00	14.96	0.13		2/26/2006 3:00	15.06	-0.01
2/26/2006 3:30	14.93	0.13		2/26/2006 3:30	15.06	-0.01
2/26/2006 4:00	14.9	0.13		2/26/2006 4:00	15.06	-0.01
2/26/2006 4:30	14.9	0.13		2/26/2006 4:30	15.06	-0.01
2/26/2006 5:00	14.87	0.14		2/26/2006 5:00	15.06	-0.01
2/26/2006 5:30	14.87	0.13		2/26/2006 5:30	15.06	-0.01
2/26/2006 6:00	14.85	0.13		2/26/2006 6:00	15.06	-0.01
2/26/2006 6:30	14.82	0.13		2/26/2006 6:30	15.04	-0.01
2/26/2006 7:00	14.79	0.13		2/26/2006 7:00	15.04	-0.01
2/26/2006 7:30	14.79	0.13		2/26/2006 7:30	15.04	-0.01
2/26/2006 8:00	14.79	0.13		2/26/2006 8:00	15.04	-0.01
2/26/2006 8:30	14.79	0.12		2/26/2006 8:30	15.01	-0.01
2/26/2006 9:00	14.79	0.12		2/26/2006 9:00	15.01	-0.01
2/26/2006 9:30	14.77	0.12		2/26/2006 9:30	15.01	-0.01
2/26/2006 10:00	14.77	0.12		2/26/2006 10:00	14.98	-0.01
2/26/2006 10:30	14.77	0.12		2/26/2006 10:30	14.98	-0.01
2/26/2006 11:00	14.77	0.11		2/26/2006 11:00	14.98	-0.01
2/26/2006 11:30	14.77	0.11		2/26/2006 11:30	14.98	-0.01
2/26/2006 12:00	14.74	0.11		2/26/2006 12:00	14.98	-0.01
2/26/2006 12:30	14.71	0.11		2/26/2006 12:30	14.98	-0.01
2/26/2006 13:00	14.68	0.11		2/26/2006 13:00	14.96	-0.01
2/26/2006 13:30	14.68	0.12		2/26/2006 13:30	14.96	-0.01
2/26/2006 14:00	14.68	0.12		2/26/2006 14:00	14.93	-0.01
2/26/2006 14:30	14.68	0.12		2/26/2006 14:30	14.93	-0.01
2/26/2006 15:00	14.68	0.12		2/26/2006 15:00	14.93	-0.01
2/26/2006 15:30	14.66	0.12		2/26/2006 15:30	14.9	-0.01
2/26/2006 16:00	14.66	0.12		2/26/2006 16:00	14.93	-0.01
2/26/2006 16:30	14.66	0.11		2/26/2006 16:30	14.93	-0.01
2/26/2006 17:00	14.66	0.12		2/26/2006 17:00	14.9	-0.01
2/26/2006 17:30	14.66	0.11		2/26/2006 17:30	14.9	-0.01
2/26/2006 18:00	14.68	0.11		2/26/2006 18:00	14.9	-0.01
2/26/2006 18:30	14.66	0.11		2/26/2006 18:30	14.9	-0.01
2/26/2006 19:00	14.66	0.11		2/26/2006 19:00	14.9	-0.01
2/26/2006 19:30	14.66	0.11		2/26/2006 19:30	14.87	-0.01
2/26/2006 20:00	14.66	0.11		2/26/2006 20:00	14.87	-0.01
2/26/2006 20:30	14.66	0.11		2/26/2006 20:30	14.87	-0.01
2/26/2006 21:00	14.66	0.11		2/26/2006 21:00	14.87	-0.01
2/26/2006 21:30	14.63	0.1		2/26/2006 21:30	14.87	-0.01
2/26/2006 22:00	14.63	0.1		2/26/2006 22:00	14.87	-0.01
2/26/2006 22:30	14.63	0.1		2/26/2006 22:30	14.85	-0.01
2/26/2006 23:00	14.6	0.09		2/26/2006 23:00	14.85	-0.01
2/26/2006 23:30	14.6	0.09		2/26/2006 23:30	14.85	-0.01
2/27/2006 0:00	14.58	0.1		2/27/2006 0:00	14.82	-0.01
2/27/2006 0:30	14.58	0.1		2/27/2006 0:30	14.85	-0.01
2/27/2006 1:00	14.58	0.09		2/27/2006 1:00	14.85	-0.01
2/27/2006 1:30	14.55	0.1		2/27/2006 1:30	14.82	-0.01
2/27/2006 2:00	14.55	0.09		2/27/2006 2:00	14.82	-0.01
2/27/2006 2:30	14.55	0.1		2/27/2006 2:30	14.79	-0.01

2/27/2006 3:00	14.55	0.1		2/27/2006 3:00	14.79	-0.01
2/27/2006 3:30	14.52	0.09		2/27/2006 3:30	14.79	-0.01
2/27/2006 4:00	14.52	0.1		2/27/2006 4:00	14.79	-0.01
2/27/2006 4:30	14.52	0.1		2/27/2006 4:30	14.79	-0.01
2/27/2006 5:00	14.52	0.1		2/27/2006 5:00	14.79	-0.01
2/27/2006 5:30	14.52	0.11		2/27/2006 5:30	14.77	-0.01
2/27/2006 6:00	14.5	0.1		2/27/2006 6:00	14.77	-0.01
2/27/2006 6:30	14.5	0.11		2/27/2006 6:30	14.77	-0.01
2/27/2006 7:00	14.5	0.11		2/27/2006 7:00	14.77	-0.01
2/27/2006 7:30	14.5	0.11		2/27/2006 7:30	14.77	-0.01
2/27/2006 8:00	14.5	0.11		2/27/2006 8:00	14.77	-0.01
2/27/2006 8:30	14.5	0.11		2/27/2006 8:30	14.77	-0.01
2/27/2006 9:00	14.47	0.1		2/27/2006 9:00	14.77	-0.01
2/27/2006 9:30	14.47	0.1		2/27/2006 9:30	14.77	-0.01
2/27/2006 10:00	14.47	0.09		2/27/2006 10:00	14.74	-0.01
2/27/2006 10:30	14.47	0.09		2/27/2006 10:30	14.74	-0.01
2/27/2006 11:00	14.47	0.09		2/27/2006 11:00	14.74	-0.01
2/27/2006 11:30	14.44	0.09		2/27/2006 11:30	14.74	-0.01
2/27/2006 12:00	14.44	0.08		2/27/2006 12:00	14.74	-0.01
2/27/2006 12:30	14.44	0.09		2/27/2006 12:30	14.71	-0.01
2/27/2006 13:00	14.44	0.1		2/27/2006 13:00	14.71	-0.01
2/27/2006 13:30	14.44	0.11		2/27/2006 13:30	14.71	-0.01
2/27/2006 14:00	14.44	0.12		2/27/2006 14:00	14.71	-0.01
2/27/2006 14:30	14.44	0.13		2/27/2006 14:30	14.71	-0.01
2/27/2006 15:00	14.44	0.13		2/27/2006 15:00	14.71	-0.01
2/27/2006 15:30	14.47	0.13		2/27/2006 15:30	14.68	-0.01
2/27/2006 16:00	14.44	0.15		2/27/2006 16:00	14.68	-0.01
2/27/2006 16:30	14.44	0.15		2/27/2006 16:30	14.68	-0.01
2/27/2006 17:00	14.44	0.16		2/27/2006 17:00	14.68	-0.01
2/27/2006 17:30	14.44	0.16		2/27/2006 17:30	14.68	-0.01
2/27/2006 18:00	14.44	0.17		2/27/2006 18:00	14.68	-0.01
2/27/2006 18:30	14.44	0.17		2/27/2006 18:30	14.68	-0.01
2/27/2006 19:00	14.44	0.17		2/27/2006 19:00	14.68	-0.01
2/27/2006 19:30	14.44	0.17		2/27/2006 19:30	14.66	-0.01
2/27/2006 20:00	14.44	0.17		2/27/2006 20:00	14.68	-0.01
2/27/2006 20:30	14.44	0.17		2/27/2006 20:30	14.68	-0.01
2/27/2006 21:00	14.44	0.17		2/27/2006 21:00	14.68	-0.01
2/27/2006 21:30	14.44	0.16		2/27/2006 21:30	14.68	-0.01
2/27/2006 22:00	14.44	0.15		2/27/2006 22:00	14.66	-0.01
2/27/2006 22:30	14.44	0.14		2/27/2006 22:30	14.68	-0.01
2/27/2006 23:00	14.44	0.13		2/27/2006 23:00	14.66	-0.01
2/27/2006 23:30	14.44	0.13		2/27/2006 23:30	14.66	-0.01
2/28/2006 0:00	14.44	0.13		2/28/2006 0:00	14.68	-0.01
2/28/2006 0:30	14.44	0.12		2/28/2006 0:30	14.68	-0.01
2/28/2006 1:00	14.44	0.11		2/28/2006 1:00	14.66	-0.01
2/28/2006 1:30	14.44	0.1		2/28/2006 1:30	14.66	-0.01
2/28/2006 2:00	14.44	0.09		2/28/2006 2:00	14.66	-0.01
2/28/2006 2:30	14.44	0.08		2/28/2006 2:30	14.66	-0.01
2/28/2006 3:00	14.44	0.07		2/28/2006 3:00	14.66	-0.01
2/28/2006 3:30	14.44	0.05		2/28/2006 3:30	14.66	-0.01
2/28/2006 4:00	14.42	0.04		2/28/2006 4:00	14.66	-0.01
2/28/2006 4:30	14.42	0.03		2/28/2006 4:30	14.66	-0.01
2/28/2006 5:00	14.42	0.03		2/28/2006 5:00	14.66	-0.01
2/28/2006 5:30	14.42	0.02		2/28/2006 5:30	14.66	-0.01
2/28/2006 6:00	14.42	0.01		2/28/2006 6:00	14.66	-0.01

2/28/2006 6:30	14.42	0		2/28/2006 6:30	14.63	-0.01
2/28/2006 7:00	14.42	-0.01		2/28/2006 7:00	14.63	-0.01
2/28/2006 7:30	14.42	-0.01		2/28/2006 7:30	14.63	-0.01
2/28/2006 8:00	14.42	-0.02		2/28/2006 8:00	14.63	-0.01
2/28/2006 8:30	14.42	-0.03		2/28/2006 8:30	14.63	-0.01

Appendix L: Smart Reader Data – Ambient

81315 - Control Ambient			81314 - Test Ambient	
Timestamp	Ext Temp (°C)		Timestamp	Ext Temp (°C)
1/31/2006 12:29	13.98		1/31/2006 12:29	14.06
1/31/2006 12:59	13.96		1/31/2006 12:59	14.06
1/31/2006 13:29	13.96		1/31/2006 13:29	14.06
1/31/2006 13:59	13.96		1/31/2006 13:59	14.06
1/31/2006 14:29	13.93		1/31/2006 14:29	14.06
1/31/2006 14:59	13.91		1/31/2006 14:59	14.04
1/31/2006 15:29	13.88		1/31/2006 15:29	14.04
1/31/2006 15:59	13.83		1/31/2006 15:59	14.04
1/31/2006 16:29	13.8		1/31/2006 16:29	14.04
1/31/2006 16:59	13.8		1/31/2006 16:59	14.01
1/31/2006 17:29	13.77		1/31/2006 17:29	14.01
1/31/2006 17:59	13.75		1/31/2006 17:59	14.01
1/31/2006 18:29	13.77		1/31/2006 18:29	14.01
1/31/2006 18:59	13.75		1/31/2006 18:59	13.98
1/31/2006 19:29	13.72		1/31/2006 19:29	13.98
1/31/2006 19:59	13.77		1/31/2006 19:59	13.98
1/31/2006 20:29	13.8		1/31/2006 20:29	13.98
1/31/2006 20:59	13.83		1/31/2006 20:59	13.98
1/31/2006 21:29	13.83		1/31/2006 21:29	13.98
1/31/2006 21:59	13.83		1/31/2006 21:59	13.98
1/31/2006 22:29	13.85		1/31/2006 22:29	14.01
1/31/2006 22:59	13.85		1/31/2006 22:59	14.01
1/31/2006 23:29	13.88		1/31/2006 23:29	14.01
1/31/2006 23:59	13.88		1/31/2006 23:59	14.01
2/1/2006 0:29	13.91		2/1/2006 0:29	14.04
2/1/2006 0:59	13.93		2/1/2006 0:59	14.06
2/1/2006 1:29	13.96		2/1/2006 1:29	14.06
2/1/2006 1:59	13.96		2/1/2006 1:59	14.06
2/1/2006 2:29	14.04		2/1/2006 2:29	14.12
2/1/2006 2:59	14.01		2/1/2006 2:59	14.14
2/1/2006 3:29	14.01		2/1/2006 3:29	14.14
2/1/2006 3:59	14.04		2/1/2006 3:59	14.12
2/1/2006 4:29	14.04		2/1/2006 4:29	14.12
2/1/2006 4:59	14.04		2/1/2006 4:59	14.12
2/1/2006 5:29	14.04		2/1/2006 5:29	14.12
2/1/2006 5:59	14.06		2/1/2006 5:59	14.12
2/1/2006 6:29	14.04		2/1/2006 6:29	14.12
2/1/2006 6:59	14.04		2/1/2006 6:59	14.12
2/1/2006 7:29	14.04		2/1/2006 7:29	14.12
2/1/2006 7:59	14.04		2/1/2006 7:59	14.12
2/1/2006 8:29	14.04		2/1/2006 8:29	14.12
2/1/2006 8:59	14.01		2/1/2006 8:59	14.12
2/1/2006 9:29	14.01		2/1/2006 9:29	14.12
2/1/2006 9:59	14.01		2/1/2006 9:59	14.12
2/1/2006 10:29	14.01		2/1/2006 10:29	14.09
2/1/2006 10:59	14.01		2/1/2006 10:59	14.09
2/1/2006 11:29	13.98		2/1/2006 11:29	14.09
2/1/2006 11:59	13.98		2/1/2006 11:59	14.09
2/1/2006 12:29	13.98		2/1/2006 12:29	14.06
2/1/2006 12:59	13.98		2/1/2006 12:59	14.06

2/1/2006 13:29	13.96		2/1/2006 13:29	14.06
2/1/2006 13:59	13.96		2/1/2006 13:59	14.06
2/1/2006 14:29	13.96		2/1/2006 14:29	14.06
2/1/2006 14:59	13.96		2/1/2006 14:59	14.06
2/1/2006 15:29	13.93		2/1/2006 15:29	14.06
2/1/2006 15:59	13.93		2/1/2006 15:59	14.06
2/1/2006 16:29	13.93		2/1/2006 16:29	14.04
2/1/2006 16:59	13.93		2/1/2006 16:59	14.04
2/1/2006 17:29	13.93		2/1/2006 17:29	14.04
2/1/2006 17:59	13.93		2/1/2006 17:59	14.04
2/1/2006 18:29	13.91		2/1/2006 18:29	14.04
2/1/2006 18:59	13.91		2/1/2006 18:59	14.04
2/1/2006 19:29	13.91		2/1/2006 19:29	14.04
2/1/2006 19:59	13.91		2/1/2006 19:59	14.01
2/1/2006 20:29	13.91		2/1/2006 20:29	14.04
2/1/2006 20:59	13.93		2/1/2006 20:59	14.06
2/1/2006 21:29	13.93		2/1/2006 21:29	14.06
2/1/2006 21:59	13.91		2/1/2006 21:59	14.06
2/1/2006 22:29	13.93		2/1/2006 22:29	14.01
2/1/2006 22:59	13.96		2/1/2006 22:59	14.06
2/1/2006 23:29	13.98		2/1/2006 23:29	14.06
2/1/2006 23:59	14.01		2/1/2006 23:59	14.09
2/2/2006 0:29	14.01		2/2/2006 0:29	14.12
2/2/2006 0:59	14.04		2/2/2006 0:59	14.12
2/2/2006 1:29	14.04		2/2/2006 1:29	14.12
2/2/2006 1:59	14.06		2/2/2006 1:59	14.12
2/2/2006 2:29	14.06		2/2/2006 2:29	14.14
2/2/2006 2:59	14.09		2/2/2006 2:59	14.14
2/2/2006 3:29	14.09		2/2/2006 3:29	14.14
2/2/2006 3:59	14.12		2/2/2006 3:59	14.14
2/2/2006 4:29	14.12		2/2/2006 4:29	14.17
2/2/2006 4:59	14.12		2/2/2006 4:59	14.17
2/2/2006 5:29	14.12		2/2/2006 5:29	14.17
2/2/2006 5:59	14.12		2/2/2006 5:59	14.17
2/2/2006 6:29	14.12		2/2/2006 6:29	14.17
2/2/2006 6:59	14.12		2/2/2006 6:59	14.17
2/2/2006 7:29	14.12		2/2/2006 7:29	14.17
2/2/2006 7:59	14.09		2/2/2006 7:59	14.17
2/2/2006 8:29	14.09		2/2/2006 8:29	14.17
2/2/2006 8:59	14.09		2/2/2006 8:59	14.17
2/2/2006 9:29	14.09		2/2/2006 9:29	14.17
2/2/2006 9:59	14.09		2/2/2006 9:59	14.17
2/2/2006 10:29	14.09		2/2/2006 10:29	14.17
2/2/2006 10:59	14.09		2/2/2006 10:59	14.17
2/2/2006 11:29	14.06		2/2/2006 11:29	14.17
2/2/2006 11:59	14.06		2/2/2006 11:59	14.17
2/2/2006 12:29	14.06		2/2/2006 12:29	14.17
2/2/2006 12:59	14.06		2/2/2006 12:59	14.17
2/2/2006 13:29	14.06		2/2/2006 13:29	14.17
2/2/2006 13:59	14.06		2/2/2006 13:59	14.17
2/2/2006 14:29	14.06		2/2/2006 14:29	14.14
2/2/2006 14:59	14.06		2/2/2006 14:59	14.14
2/2/2006 15:29	14.06		2/2/2006 15:29	14.14
2/2/2006 15:59	14.04		2/2/2006 15:59	14.14
2/2/2006 16:29	14.04		2/2/2006 16:29	14.14

2/2/2006 16:59	14.04		2/2/2006 16:59	14.14
2/2/2006 17:29	14.04		2/2/2006 17:29	14.14
2/2/2006 17:59	14.04		2/2/2006 17:59	14.14
2/2/2006 18:29	14.04		2/2/2006 18:29	14.14
2/2/2006 18:59	14.01		2/2/2006 18:59	14.14
2/2/2006 19:29	14.01		2/2/2006 19:29	14.14
2/2/2006 19:59	14.01		2/2/2006 19:59	14.14
2/2/2006 20:29	14.01		2/2/2006 20:29	14.14
2/2/2006 20:59	14.01		2/2/2006 20:59	14.14
2/2/2006 21:29	14.01		2/2/2006 21:29	14.14
2/2/2006 21:59	14.01		2/2/2006 21:59	14.14
2/2/2006 22:29	14.04		2/2/2006 22:29	14.14
2/2/2006 22:59	14.04		2/2/2006 22:59	14.14
2/2/2006 23:29	14.04		2/2/2006 23:29	14.14
2/2/2006 23:59	14.04		2/2/2006 23:59	14.14
2/3/2006 0:29	14.06		2/3/2006 0:29	14.14
2/3/2006 0:59	14.06		2/3/2006 0:59	14.17
2/3/2006 1:29	14.09		2/3/2006 1:29	14.17
2/3/2006 1:59	14.09		2/3/2006 1:59	14.2
2/3/2006 2:29	14.12		2/3/2006 2:29	14.2
2/3/2006 2:59	14.12		2/3/2006 2:59	14.22
2/3/2006 3:29	14.14		2/3/2006 3:29	14.22
2/3/2006 3:59	14.14		2/3/2006 3:59	14.22
2/3/2006 4:29	14.17		2/3/2006 4:29	14.22
2/3/2006 4:59	14.17		2/3/2006 4:59	14.22
2/3/2006 5:29	14.17		2/3/2006 5:29	14.25
2/3/2006 5:59	14.17		2/3/2006 5:59	14.25
2/3/2006 6:29	14.2		2/3/2006 6:29	14.25
2/3/2006 6:59	14.2		2/3/2006 6:59	14.25
2/3/2006 7:29	14.17		2/3/2006 7:29	14.25
2/3/2006 7:59	14.17		2/3/2006 7:59	14.25
2/3/2006 8:29	14.17		2/3/2006 8:29	14.25
2/3/2006 8:59	14.17		2/3/2006 8:59	14.25
2/3/2006 9:29	14.17		2/3/2006 9:29	14.25
2/3/2006 9:59	14.17		2/3/2006 9:59	14.25
2/3/2006 10:29	14.17		2/3/2006 10:29	14.25
2/3/2006 10:59	14.14		2/3/2006 10:59	14.25
2/3/2006 11:29	14.14		2/3/2006 11:29	14.25
2/3/2006 11:59	14.14		2/3/2006 11:59	14.25
2/3/2006 12:29	14.14		2/3/2006 12:29	14.25
2/3/2006 12:59	14.14		2/3/2006 12:59	14.25
2/3/2006 13:29	14.14		2/3/2006 13:29	14.25
2/3/2006 13:59	14.14		2/3/2006 13:59	14.22
2/3/2006 14:29	14.12		2/3/2006 14:29	14.22
2/3/2006 14:59	14.12		2/3/2006 14:59	14.22
2/3/2006 15:29	14.12		2/3/2006 15:29	14.22
2/3/2006 15:59	14.12		2/3/2006 15:59	14.22
2/3/2006 16:29	14.12		2/3/2006 16:29	14.22
2/3/2006 16:59	14.12		2/3/2006 16:59	14.22
2/3/2006 17:29	14.09		2/3/2006 17:29	14.22
2/3/2006 17:59	14.09		2/3/2006 17:59	14.22
2/3/2006 18:29	14.09		2/3/2006 18:29	14.22
2/3/2006 18:59	14.09		2/3/2006 18:59	14.22
2/3/2006 19:29	14.09		2/3/2006 19:29	14.22
2/3/2006 19:59	14.09		2/3/2006 19:59	14.22

2/3/2006 20:29	14.09		2/3/2006 20:29	14.22
2/3/2006 20:59	14.09		2/3/2006 20:59	14.22
2/3/2006 21:29	14.09		2/3/2006 21:29	14.22
2/3/2006 21:59	14.09		2/3/2006 21:59	14.22
2/3/2006 22:29	14.04		2/3/2006 22:29	14.2
2/3/2006 22:59	14.06		2/3/2006 22:59	14.17
2/3/2006 23:29	14.06		2/3/2006 23:29	14.17
2/3/2006 23:59	14.17		2/3/2006 23:59	14.17
2/4/2006 0:29	14.09		2/4/2006 0:29	14.17
2/4/2006 0:59	14.12		2/4/2006 0:59	14.25
2/4/2006 1:29	14.14		2/4/2006 1:29	14.38
2/4/2006 1:59	14.2		2/4/2006 1:59	14.44
2/4/2006 2:29	14.2		2/4/2006 2:29	14.41
2/4/2006 2:59	14.17		2/4/2006 2:59	14.36
2/4/2006 3:29	14.17		2/4/2006 3:29	14.33
2/4/2006 3:59	14.2		2/4/2006 3:59	14.33
2/4/2006 4:29	14.2		2/4/2006 4:29	14.33
2/4/2006 4:59	14.2		2/4/2006 4:59	14.33
2/4/2006 5:29	14.22		2/4/2006 5:29	14.33
2/4/2006 5:59	14.22		2/4/2006 5:59	14.33
2/4/2006 6:29	14.22		2/4/2006 6:29	14.33
2/4/2006 6:59	14.22		2/4/2006 6:59	14.33
2/4/2006 7:29	14.22		2/4/2006 7:29	14.33
2/4/2006 7:59	14.2		2/4/2006 7:59	14.33
2/4/2006 8:29	14.2		2/4/2006 8:29	14.33
2/4/2006 8:59	14.2		2/4/2006 8:59	14.3
2/4/2006 9:29	14.2		2/4/2006 9:29	14.3
2/4/2006 9:59	14.17		2/4/2006 9:59	14.3
2/4/2006 10:29	14.17		2/4/2006 10:29	14.3
2/4/2006 10:59	14.17		2/4/2006 10:59	14.28
2/4/2006 11:29	14.17		2/4/2006 11:29	14.28
2/4/2006 11:59	14.17		2/4/2006 11:59	14.28
2/4/2006 12:29	14.14		2/4/2006 12:29	14.28
2/4/2006 12:59	14.14		2/4/2006 12:59	14.28
2/4/2006 13:29	14.14		2/4/2006 13:29	14.28
2/4/2006 13:59	14.14		2/4/2006 13:59	14.28
2/4/2006 14:29	14.14		2/4/2006 14:29	14.28
2/4/2006 14:59	14.14		2/4/2006 14:59	14.25
2/4/2006 15:29	14.12		2/4/2006 15:29	14.25
2/4/2006 15:59	14.12		2/4/2006 15:59	14.25
2/4/2006 16:29	14.12		2/4/2006 16:29	14.25
2/4/2006 16:59	14.14		2/4/2006 16:59	14.25
2/4/2006 17:29	14.12		2/4/2006 17:29	14.25
2/4/2006 17:59	14.12		2/4/2006 17:59	14.25
2/4/2006 18:29	14.12		2/4/2006 18:29	14.25
2/4/2006 18:59	14.12		2/4/2006 18:59	14.25
2/4/2006 19:29	14.12		2/4/2006 19:29	14.25
2/4/2006 19:59	14.12		2/4/2006 19:59	14.25
2/4/2006 20:29	14.12		2/4/2006 20:29	14.25
2/4/2006 20:59	14.12		2/4/2006 20:59	14.25
2/4/2006 21:29	14.12		2/4/2006 21:29	14.25
2/4/2006 21:59	14.12		2/4/2006 21:59	14.25
2/4/2006 22:29	14.25		2/4/2006 22:29	14.25
2/4/2006 22:59	14.12		2/4/2006 22:59	14.25
2/4/2006 23:29	14.12		2/4/2006 23:29	14.25

2/4/2006 23:59	14.12		2/4/2006 23:59	14.25
2/5/2006 0:29	14.14		2/5/2006 0:29	14.25
2/5/2006 0:59	14.14		2/5/2006 0:59	14.25
2/5/2006 1:29	14.14		2/5/2006 1:29	14.28
2/5/2006 1:59	14.14		2/5/2006 1:59	14.28
2/5/2006 2:29	14.17		2/5/2006 2:29	14.28
2/5/2006 2:59	14.17		2/5/2006 2:59	14.28
2/5/2006 3:29	14.17		2/5/2006 3:29	14.28
2/5/2006 3:59	14.17		2/5/2006 3:59	14.3
2/5/2006 4:29	14.2		2/5/2006 4:29	14.3
2/5/2006 4:59	14.2		2/5/2006 4:59	14.3
2/5/2006 5:29	14.2		2/5/2006 5:29	14.3
2/5/2006 5:59	14.22		2/5/2006 5:59	14.33
2/5/2006 6:29	14.22		2/5/2006 6:29	14.33
2/5/2006 6:59	14.2		2/5/2006 6:59	14.33
2/5/2006 7:29	14.2		2/5/2006 7:29	14.33
2/5/2006 7:59	14.2		2/5/2006 7:59	14.33
2/5/2006 8:29	14.2		2/5/2006 8:29	14.33
2/5/2006 8:59	14.2		2/5/2006 8:59	14.33
2/5/2006 9:29	14.17		2/5/2006 9:29	14.3
2/5/2006 9:59	14.17		2/5/2006 9:59	14.3
2/5/2006 10:29	14.17		2/5/2006 10:29	14.3
2/5/2006 10:59	14.17		2/5/2006 10:59	14.3
2/5/2006 11:29	14.17		2/5/2006 11:29	14.28
2/5/2006 11:59	14.14		2/5/2006 11:59	14.28
2/5/2006 12:29	14.14		2/5/2006 12:29	14.28
2/5/2006 12:59	14.14		2/5/2006 12:59	14.28
2/5/2006 13:29	14.14		2/5/2006 13:29	14.28
2/5/2006 13:59	14.12		2/5/2006 13:59	14.25
2/5/2006 14:29	14.12		2/5/2006 14:29	14.25
2/5/2006 14:59	14.09		2/5/2006 14:59	14.25
2/5/2006 15:29	14.06		2/5/2006 15:29	14.25
2/5/2006 15:59	14.06		2/5/2006 15:59	14.22
2/5/2006 16:29	14.06		2/5/2006 16:29	14.22
2/5/2006 16:59	14.04		2/5/2006 16:59	14.22
2/5/2006 17:29	14.04		2/5/2006 17:29	14.22
2/5/2006 17:59	14.04		2/5/2006 17:59	14.22
2/5/2006 18:29	14.01		2/5/2006 18:29	14.2
2/5/2006 18:59	14.01		2/5/2006 18:59	14.2
2/5/2006 19:29	14.01		2/5/2006 19:29	14.2
2/5/2006 19:59	13.98		2/5/2006 19:59	14.17
2/5/2006 20:29	13.98		2/5/2006 20:29	14.17
2/5/2006 20:59	13.96		2/5/2006 20:59	14.2
2/5/2006 21:29	13.96		2/5/2006 21:29	14.17
2/5/2006 21:59	13.96		2/5/2006 21:59	14.17
2/5/2006 22:29	13.96		2/5/2006 22:29	14.2
2/5/2006 22:59	13.98		2/5/2006 22:59	14.22
2/5/2006 23:29	14.04		2/5/2006 23:29	14.22
2/5/2006 23:59	14.04		2/5/2006 23:59	14.25
2/6/2006 0:29	14.06		2/6/2006 0:29	14.28
2/6/2006 0:59	14.09		2/6/2006 0:59	14.3
2/6/2006 1:29	14.12		2/6/2006 1:29	14.33
2/6/2006 1:59	14.12		2/6/2006 1:59	14.33
2/6/2006 2:29	14.14		2/6/2006 2:29	14.33
2/6/2006 2:59	14.14		2/6/2006 2:59	14.36

2/6/2006 3:29	14.17		2/6/2006 3:29	14.36
2/6/2006 3:59	14.17		2/6/2006 3:59	14.36
2/6/2006 4:29	14.2		2/6/2006 4:29	14.38
2/6/2006 4:59	14.2		2/6/2006 4:59	14.38
2/6/2006 5:29	14.22		2/6/2006 5:29	14.38
2/6/2006 5:59	14.22		2/6/2006 5:59	14.38
2/6/2006 6:29	14.22		2/6/2006 6:29	14.38
2/6/2006 6:59	14.22		2/6/2006 6:59	14.38
2/6/2006 7:29	14.22		2/6/2006 7:29	14.38
2/6/2006 7:59	14.22		2/6/2006 7:59	14.38
2/6/2006 8:29	14.2		2/6/2006 8:29	14.38
2/6/2006 8:59	14.2		2/6/2006 8:59	14.36
2/6/2006 9:29	14.2		2/6/2006 9:29	14.36
2/6/2006 9:59	14.17		2/6/2006 9:59	14.33
2/6/2006 10:29	14.17		2/6/2006 10:29	14.33
2/6/2006 10:59	14.17		2/6/2006 10:59	14.3
2/6/2006 11:29	14.14		2/6/2006 11:29	14.3
2/6/2006 11:59	14.14		2/6/2006 11:59	14.28
2/6/2006 12:29	14.12		2/6/2006 12:29	14.28
2/6/2006 12:59	14.12		2/6/2006 12:59	14.25
2/6/2006 13:29	14.09		2/6/2006 13:29	14.25
2/6/2006 13:59	14.06		2/6/2006 13:59	14.25
2/6/2006 14:29	14.06		2/6/2006 14:29	14.22
2/6/2006 14:59	14.04		2/6/2006 14:59	14.22
2/6/2006 15:29	14.04		2/6/2006 15:29	14.22
2/6/2006 15:59	14.01		2/6/2006 15:59	14.2
2/6/2006 16:29	14.01		2/6/2006 16:29	14.2
2/6/2006 16:59	13.98		2/6/2006 16:59	14.2
2/6/2006 17:29	13.98		2/6/2006 17:29	14.17
2/6/2006 17:59	13.98		2/6/2006 17:59	14.17
2/6/2006 18:29	13.96		2/6/2006 18:29	14.17
2/6/2006 18:59	13.96		2/6/2006 18:59	14.14
2/6/2006 19:29	13.93		2/6/2006 19:29	14.14
2/6/2006 19:59	13.93		2/6/2006 19:59	14.14
2/6/2006 20:29	13.91		2/6/2006 20:29	14.14
2/6/2006 20:59	13.91		2/6/2006 20:59	14.14
2/6/2006 21:29	13.91		2/6/2006 21:29	14.14
2/6/2006 21:59	13.91		2/6/2006 21:59	14.17
2/6/2006 22:29	13.91		2/6/2006 22:29	14.17
2/6/2006 22:59	13.96		2/6/2006 22:59	14.2
2/6/2006 23:29	13.98		2/6/2006 23:29	14.22
2/6/2006 23:59	14.01		2/6/2006 23:59	14.25
2/7/2006 0:29	14.06		2/7/2006 0:29	14.28
2/7/2006 0:59	14.06		2/7/2006 0:59	14.28
2/7/2006 1:29	14.09		2/7/2006 1:29	14.3
2/7/2006 1:59	14.12		2/7/2006 1:59	14.3
2/7/2006 2:29	14.14		2/7/2006 2:29	14.33
2/7/2006 2:59	14.14		2/7/2006 2:59	14.33
2/7/2006 3:29	14.17		2/7/2006 3:29	14.33
2/7/2006 3:59	14.17		2/7/2006 3:59	14.36
2/7/2006 4:29	14.17		2/7/2006 4:29	14.36
2/7/2006 4:59	14.2		2/7/2006 4:59	14.38
2/7/2006 5:29	14.2		2/7/2006 5:29	14.38
2/7/2006 5:59	14.2		2/7/2006 5:59	14.38
2/7/2006 6:29	14.2		2/7/2006 6:29	14.38

2/7/2006 6:59	14.2		2/7/2006 6:59	14.38
2/7/2006 7:29	14.2		2/7/2006 7:29	14.38
2/7/2006 7:59	14.2		2/7/2006 7:59	14.38
2/7/2006 8:29	14.2		2/7/2006 8:29	14.38
2/7/2006 8:59	14.2		2/7/2006 8:59	14.38
2/7/2006 9:29	14.17		2/7/2006 9:29	14.38
2/7/2006 9:59	14.17		2/7/2006 9:59	14.38
2/7/2006 10:29	14.17		2/7/2006 10:29	14.38
2/7/2006 10:59	14.17		2/7/2006 10:59	14.38
2/7/2006 11:29	14.17		2/7/2006 11:29	14.36
2/7/2006 11:59	14.17		2/7/2006 11:59	14.36
2/7/2006 12:29	14.17		2/7/2006 12:29	14.36
2/7/2006 12:59	14.14		2/7/2006 12:59	14.36
2/7/2006 13:29	14.14		2/7/2006 13:29	14.33
2/7/2006 13:59	14.14		2/7/2006 13:59	14.33
2/7/2006 14:29	14.12		2/7/2006 14:29	14.3
2/7/2006 14:59	14.14		2/7/2006 14:59	14.3
2/7/2006 15:29	14.12		2/7/2006 15:29	14.28
2/7/2006 15:59	14.09		2/7/2006 15:59	14.28
2/7/2006 16:29	14.06		2/7/2006 16:29	14.28
2/7/2006 16:59	14.06		2/7/2006 16:59	14.25
2/7/2006 17:29	14.06		2/7/2006 17:29	14.25
2/7/2006 17:59	14.04		2/7/2006 17:59	14.22
2/7/2006 18:29	14.01		2/7/2006 18:29	14.22
2/7/2006 18:59	14.01		2/7/2006 18:59	14.2
2/7/2006 19:29	13.98		2/7/2006 19:29	14.2
2/7/2006 19:59	13.98		2/7/2006 19:59	14.2
2/7/2006 20:29	13.96		2/7/2006 20:29	14.2
2/7/2006 20:59	13.93		2/7/2006 20:59	14.22
2/7/2006 21:29	13.96		2/7/2006 21:29	14.22
2/7/2006 18:30	14.22		2/7/2006 18:29	14.44
2/7/2006 19:00	14.22		2/7/2006 18:59	14.44
2/7/2006 19:30	14.25		2/7/2006 19:29	14.44
2/7/2006 20:00	14.25		2/7/2006 19:59	14.46
2/7/2006 20:30	14.28		2/7/2006 20:29	14.46
2/7/2006 21:00	14.28		2/7/2006 20:59	14.46
2/7/2006 21:30	14.28		2/7/2006 21:29	14.46
2/7/2006 22:00	14.28		2/7/2006 21:59	14.46
2/7/2006 22:30	14.28		2/7/2006 22:29	14.46
2/7/2006 23:00	14.28		2/7/2006 22:59	14.46
2/7/2006 23:30	14.25		2/7/2006 23:29	14.46
2/8/2006 0:00	14.25		2/7/2006 23:59	14.46
2/8/2006 0:30	14.22		2/8/2006 0:29	14.46
2/8/2006 1:00	14.22		2/8/2006 0:59	14.46
2/8/2006 1:30	14.22		2/8/2006 1:29	14.46
2/8/2006 2:00	14.2		2/8/2006 1:59	14.44
2/8/2006 2:30	14.2		2/8/2006 2:29	14.44
2/8/2006 3:00	14.17		2/8/2006 2:59	14.41
2/8/2006 3:30	14.17		2/8/2006 3:29	14.41
2/8/2006 4:00	14.17		2/8/2006 3:59	14.38
2/8/2006 4:30	14.17		2/8/2006 4:29	14.38
2/8/2006 5:00	14.17		2/8/2006 4:59	14.36
2/8/2006 5:30	14.17		2/8/2006 5:29	14.36
2/8/2006 6:00	14.17		2/8/2006 5:59	14.36
2/8/2006 6:30	14.14		2/8/2006 6:29	14.33

2/8/2006 7:00	14.12		2/8/2006 6:59	14.33
2/8/2006 7:30	14.12		2/8/2006 7:29	14.3
2/8/2006 8:00	14.09		2/8/2006 7:59	14.3
2/8/2006 8:30	14.06		2/8/2006 8:29	14.28
2/8/2006 9:00	14.06		2/8/2006 8:59	14.28
2/8/2006 9:30	14.06		2/8/2006 9:29	14.28
2/8/2006 10:00	14.04		2/8/2006 9:59	14.28
2/8/2006 10:30	14.04		2/8/2006 10:29	14.28
2/8/2006 11:00	14.01		2/8/2006 10:59	14.25
2/8/2006 11:30	13.85		2/8/2006 11:29	14.22
2/8/2006 12:00	13.83		2/8/2006 11:59	14.14
2/8/2006 12:30	13.98		2/8/2006 12:29	14.2
2/8/2006 13:00	14.01		2/8/2006 12:59	14.25
2/8/2006 13:30	14.04		2/8/2006 13:29	14.3
2/8/2006 14:00	14.06		2/8/2006 13:59	14.33
2/8/2006 14:30	14.09		2/8/2006 14:29	14.33
2/8/2006 15:00	14.12		2/8/2006 14:59	14.36
2/8/2006 15:30	14.12		2/8/2006 15:29	14.38
2/8/2006 16:00	14.14		2/8/2006 15:59	14.41
2/8/2006 16:30	14.14		2/8/2006 16:29	14.41
2/8/2006 17:00	14.17		2/8/2006 16:59	14.44
2/8/2006 17:30	14.2		2/8/2006 17:29	14.44
2/8/2006 18:00	14.22		2/8/2006 17:59	14.46
2/8/2006 18:30	14.25		2/8/2006 18:29	14.46
2/8/2006 19:00	14.25		2/8/2006 18:59	14.46
2/8/2006 19:30	14.28		2/8/2006 19:29	14.49
2/8/2006 20:00	14.28		2/8/2006 19:59	14.49
2/8/2006 20:30	14.3		2/8/2006 20:29	14.49
2/8/2006 21:00	14.3		2/8/2006 20:59	14.49
2/8/2006 21:30	14.3		2/8/2006 21:29	14.49
2/8/2006 22:00	14.3		2/8/2006 21:59	14.49
2/8/2006 22:30	14.3		2/8/2006 22:29	14.49
2/8/2006 23:00	14.3		2/8/2006 22:59	14.49
2/8/2006 23:30	14.28		2/8/2006 23:29	14.49
2/9/2006 0:00	14.28		2/8/2006 23:59	14.49
2/9/2006 0:30	14.28		2/9/2006 0:29	14.49
2/9/2006 1:00	14.25		2/9/2006 0:59	14.49
2/9/2006 1:30	14.25		2/9/2006 1:29	14.49
2/9/2006 2:00	14.25		2/9/2006 1:59	14.49
2/9/2006 2:30	14.22		2/9/2006 2:29	14.49
2/9/2006 3:00	14.22		2/9/2006 2:59	14.46
2/9/2006 3:30	14.2		2/9/2006 3:29	14.46
2/9/2006 4:00	14.2		2/9/2006 3:59	14.46
2/9/2006 4:30	14.2		2/9/2006 4:29	14.46
2/9/2006 5:00	14.2		2/9/2006 4:59	14.44
2/9/2006 5:30	14.17		2/9/2006 5:29	14.44
2/9/2006 6:00	14.2		2/9/2006 5:59	14.41
2/9/2006 6:30	14.22		2/9/2006 6:29	14.41
2/9/2006 7:00	14.22		2/9/2006 6:59	14.38
2/9/2006 7:30	14.2		2/9/2006 7:29	14.38
2/9/2006 8:00	14.17		2/9/2006 7:59	14.38
2/9/2006 8:30	14.14		2/9/2006 8:29	14.36
2/9/2006 9:00	14.12		2/9/2006 8:59	14.36
2/9/2006 9:30	14.12		2/9/2006 9:29	14.36
2/9/2006 10:00	14.09		2/9/2006 9:59	14.33

2/9/2006 10:30	14.06		2/9/2006 10:29	14.33
2/9/2006 11:00	14.06		2/9/2006 10:59	14.33
2/9/2006 11:30	14.06		2/9/2006 11:29	14.33
2/9/2006 12:00	14.06		2/9/2006 11:59	14.33
2/9/2006 12:30	14.06		2/9/2006 12:29	14.36
2/9/2006 13:00	14.06		2/9/2006 12:59	14.36
2/9/2006 13:30	14.06		2/9/2006 13:29	14.38
2/9/2006 14:00	14.12		2/9/2006 13:59	14.41
2/9/2006 14:30	14.14		2/9/2006 14:29	14.41
2/9/2006 15:00	14.14		2/9/2006 14:59	14.44
2/9/2006 15:30	14.14		2/9/2006 15:29	14.44
2/9/2006 16:00	14.17		2/9/2006 15:59	14.46
2/9/2006 16:30	14.2		2/9/2006 16:29	14.49
2/9/2006 17:00	14.22		2/9/2006 16:59	14.49
2/9/2006 17:30	14.25		2/9/2006 17:29	14.49
2/9/2006 18:00	14.28		2/9/2006 17:59	14.49
2/9/2006 18:30	14.28		2/9/2006 18:29	14.52
2/9/2006 19:00	14.3		2/9/2006 18:59	14.54
2/9/2006 19:30	14.33		2/9/2006 19:29	14.54
2/9/2006 20:00	14.33		2/9/2006 19:59	14.54
2/9/2006 20:30	14.33		2/9/2006 20:29	14.57
2/9/2006 21:00	14.36		2/9/2006 20:59	14.57
2/9/2006 21:30	14.36		2/9/2006 21:29	14.57
2/9/2006 22:00	14.36		2/9/2006 21:59	14.57
2/9/2006 22:30	14.36		2/9/2006 22:29	14.57
2/9/2006 23:00	14.33		2/9/2006 22:59	14.57
2/9/2006 23:30	14.33		2/9/2006 23:29	14.57
2/10/2006 0:00	14.33		2/9/2006 23:59	14.57
2/10/2006 0:30	14.3		2/10/2006 0:29	14.57
2/10/2006 1:00	14.3		2/10/2006 0:59	14.54
2/10/2006 1:30	14.28		2/10/2006 1:29	14.54
2/10/2006 2:00	14.28		2/10/2006 1:59	14.54
2/10/2006 2:30	14.28		2/10/2006 2:29	14.54
2/10/2006 3:00	14.25		2/10/2006 2:59	14.52
2/10/2006 3:30	14.25		2/10/2006 3:29	14.52
2/10/2006 4:00	14.22		2/10/2006 3:59	14.49
2/10/2006 4:30	14.22		2/10/2006 4:29	14.49
2/10/2006 5:00	14.22		2/10/2006 4:59	14.49
2/10/2006 5:30	14.2		2/10/2006 5:29	14.46
2/10/2006 6:00	14.2		2/10/2006 5:59	14.46
2/10/2006 6:30	14.25		2/10/2006 6:29	14.44
2/10/2006 7:00	14.28		2/10/2006 6:59	14.44
2/10/2006 7:30	14.25		2/10/2006 7:29	14.44
2/10/2006 8:00	14.22		2/10/2006 7:59	14.44
2/10/2006 8:30	14.22		2/10/2006 8:29	14.41
2/10/2006 9:00	14.2		2/10/2006 8:59	14.41
2/10/2006 9:30	14.17		2/10/2006 9:29	14.41
2/10/2006 10:00	14.17		2/10/2006 9:59	14.38
2/10/2006 10:30	14.14		2/10/2006 10:29	14.38
2/10/2006 11:00	14.12		2/10/2006 10:59	14.38
2/10/2006 11:30	14.12		2/10/2006 11:29	14.38
2/10/2006 16:59	14.25		2/10/2006 16:58	14.54
2/10/2006 17:29	14.25		2/10/2006 17:28	14.57
2/10/2006 17:59	14.28		2/10/2006 17:58	14.57
2/10/2006 18:29	14.3		2/10/2006 18:28	14.57

2/10/2006 18:59	14.33		2/10/2006 18:58	14.6
2/10/2006 19:29	14.33		2/10/2006 19:28	14.6
2/10/2006 19:59	14.36		2/10/2006 19:58	14.6
2/10/2006 20:29	14.36		2/10/2006 20:28	14.6
2/10/2006 20:59	14.36		2/10/2006 20:58	14.62
2/10/2006 21:29	14.36		2/10/2006 21:28	14.62
2/10/2006 21:59	14.36		2/10/2006 21:58	14.62
2/10/2006 22:29	14.36		2/10/2006 22:28	14.62
2/10/2006 22:59	14.36		2/10/2006 22:58	14.62
2/10/2006 23:29	14.36		2/10/2006 23:28	14.62
2/10/2006 23:59	14.36		2/10/2006 23:58	14.62
2/11/2006 0:29	14.33		2/11/2006 0:28	14.62
2/11/2006 0:59	14.33		2/11/2006 0:58	14.6
2/11/2006 1:29	14.33		2/11/2006 1:28	14.6
2/11/2006 1:59	14.3		2/11/2006 1:58	14.6
2/11/2006 2:29	14.3		2/11/2006 2:28	14.6
2/11/2006 2:59	14.3		2/11/2006 2:58	14.6
2/11/2006 3:29	14.28		2/11/2006 3:28	14.57
2/11/2006 3:59	14.28		2/11/2006 3:58	14.57
2/11/2006 4:29	14.28		2/11/2006 4:28	14.57
2/11/2006 4:59	14.25		2/11/2006 4:58	14.54
2/11/2006 5:29	14.25		2/11/2006 5:28	14.54
2/11/2006 5:59	14.25		2/11/2006 5:58	14.54
2/11/2006 6:29	14.22		2/11/2006 6:28	14.52
2/11/2006 6:59	14.22		2/11/2006 6:58	14.52
2/11/2006 7:29	14.25		2/11/2006 7:28	14.49
2/11/2006 7:59	14.3		2/11/2006 7:58	14.49
2/11/2006 8:29	14.28		2/11/2006 8:28	14.49
2/11/2006 8:59	14.28		2/11/2006 8:58	14.49
2/11/2006 9:29	14.25		2/11/2006 9:28	14.49
2/11/2006 9:59	14.25		2/11/2006 9:58	14.46
2/11/2006 10:29	14.22		2/11/2006 10:28	14.46
2/11/2006 10:59	14.22		2/11/2006 10:58	14.46
2/11/2006 11:29	14.22		2/11/2006 11:28	14.46
2/11/2006 11:59	14.22		2/11/2006 11:58	14.46
2/11/2006 12:29	14.22		2/11/2006 12:28	14.49
2/11/2006 12:59	14.25		2/11/2006 12:58	14.49
2/11/2006 13:29	14.25		2/11/2006 13:28	14.52
2/11/2006 13:59	14.28		2/11/2006 13:58	14.54
2/11/2006 14:29	14.22		2/11/2006 14:28	14.54
2/11/2006 14:59	14.22		2/11/2006 14:58	14.57
2/11/2006 15:29	14.22		2/11/2006 15:28	14.57
2/11/2006 15:59	14.25		2/11/2006 15:58	14.6
2/11/2006 16:29	14.28		2/11/2006 16:28	14.6
2/11/2006 16:59	14.28		2/11/2006 16:58	14.62
2/11/2006 17:29	14.3		2/11/2006 17:28	14.62
2/11/2006 17:59	14.33		2/11/2006 17:58	14.62
2/11/2006 18:29	14.36		2/11/2006 18:28	14.62
2/11/2006 18:59	14.36		2/11/2006 18:58	14.65
2/11/2006 19:29	14.38		2/11/2006 19:28	14.65
2/11/2006 19:59	14.38		2/11/2006 19:58	14.65
2/11/2006 20:29	14.38		2/11/2006 20:28	14.65
2/11/2006 20:59	14.41		2/11/2006 20:58	14.68
2/11/2006 21:29	14.41		2/11/2006 21:28	14.68
2/11/2006 21:59	14.41		2/11/2006 21:58	14.68

2/11/2006 22:29	14.41		2/11/2006 22:28	14.68
2/11/2006 22:59	14.41		2/11/2006 22:58	14.68
2/11/2006 23:29	14.38		2/11/2006 23:28	14.68
2/11/2006 23:59	14.38		2/11/2006 23:58	14.68
2/12/2006 0:29	14.38		2/12/2006 0:28	14.65
2/12/2006 0:59	14.38		2/12/2006 0:58	14.65
2/12/2006 1:29	14.36		2/12/2006 1:28	14.65
2/12/2006 1:59	14.36		2/12/2006 1:58	14.65
2/12/2006 2:29	14.36		2/12/2006 2:28	14.65
2/12/2006 2:59	14.33		2/12/2006 2:58	14.62
2/12/2006 3:29	14.33		2/12/2006 3:28	14.62
2/12/2006 3:59	14.33		2/12/2006 3:58	14.62
2/12/2006 4:29	14.33		2/12/2006 4:28	14.62
2/12/2006 4:59	14.3		2/12/2006 4:58	14.62
2/12/2006 5:29	14.3		2/12/2006 5:28	14.6
2/12/2006 5:59	14.3		2/12/2006 5:58	14.6
2/12/2006 6:29	14.3		2/12/2006 6:28	14.6
2/12/2006 6:59	14.28		2/12/2006 6:58	14.57
2/12/2006 7:29	14.28		2/12/2006 7:28	14.57
2/12/2006 7:59	14.28		2/12/2006 7:58	14.57
2/12/2006 8:29	14.28		2/12/2006 8:28	14.57
2/12/2006 8:59	14.28		2/12/2006 8:58	14.57
2/12/2006 9:29	14.33		2/12/2006 9:28	14.54
2/12/2006 9:59	14.36		2/12/2006 9:58	14.54
2/12/2006 10:29	14.36		2/12/2006 10:28	14.54
2/12/2006 10:59	14.33		2/12/2006 10:58	14.54
2/12/2006 11:29	14.33		2/12/2006 11:28	14.54
2/12/2006 11:59	14.33		2/12/2006 11:58	14.54
2/12/2006 12:29	14.33		2/12/2006 12:28	14.54
2/12/2006 12:59	14.33		2/12/2006 12:58	14.57
2/12/2006 13:29	14.33		2/12/2006 13:28	14.57
2/12/2006 13:59	14.33		2/12/2006 13:58	14.6
2/12/2006 14:29	14.28		2/12/2006 14:28	14.6
2/12/2006 14:59	14.28		2/12/2006 14:58	14.62
2/12/2006 15:29	14.28		2/12/2006 15:28	14.62
2/12/2006 15:59	14.28		2/12/2006 15:58	14.62
2/12/2006 16:29	14.3		2/12/2006 16:28	14.62
2/12/2006 16:59	14.33		2/12/2006 16:58	14.65
2/12/2006 17:29	14.33		2/12/2006 17:28	14.65
2/12/2006 17:59	14.36		2/12/2006 17:58	14.65
2/12/2006 18:29	14.36		2/12/2006 18:28	14.65
2/12/2006 18:59	14.36		2/12/2006 18:58	14.65
2/12/2006 19:29	14.38		2/12/2006 19:28	14.65
2/12/2006 19:59	14.38		2/12/2006 19:58	14.68
2/12/2006 20:29	14.38		2/12/2006 20:28	14.68
2/12/2006 20:59	14.41		2/12/2006 20:58	14.68
2/12/2006 21:29	14.41		2/12/2006 21:28	14.68
2/12/2006 21:59	14.41		2/12/2006 21:58	14.68
2/12/2006 22:29	14.41		2/12/2006 22:28	14.68
2/12/2006 22:59	14.38		2/12/2006 22:58	14.68
2/12/2006 23:29	14.38		2/12/2006 23:28	14.68
2/12/2006 23:59	14.38		2/12/2006 23:58	14.68
2/13/2006 0:29	14.38		2/13/2006 0:28	14.68
2/13/2006 0:59	14.38		2/13/2006 0:58	14.68
2/13/2006 1:29	14.38		2/13/2006 1:28	14.68

2/13/2006 1:59	14.36		2/13/2006 1:58	14.68
2/13/2006 2:29	14.36		2/13/2006 2:28	14.65
2/13/2006 2:59	14.36		2/13/2006 2:58	14.65
2/13/2006 3:29	14.36		2/13/2006 3:28	14.65
2/13/2006 3:59	14.33		2/13/2006 3:58	14.65
2/13/2006 4:29	14.33		2/13/2006 4:28	14.65
2/13/2006 4:59	14.33		2/13/2006 4:58	14.62
2/13/2006 5:29	14.33		2/13/2006 5:28	14.62
2/13/2006 5:59	14.3		2/13/2006 5:58	14.62
2/13/2006 6:29	14.3		2/13/2006 6:28	14.62
2/13/2006 6:59	14.3		2/13/2006 6:58	14.6
2/13/2006 7:29	14.3		2/13/2006 7:28	14.6
2/13/2006 7:59	14.33		2/13/2006 7:58	14.6
2/13/2006 8:29	14.36		2/13/2006 8:28	14.57
2/13/2006 8:59	14.36		2/13/2006 8:58	14.57
2/13/2006 9:29	14.33		2/13/2006 9:28	14.57
2/13/2006 9:59	14.33		2/13/2006 9:58	14.54
2/13/2006 10:29	14.3		2/13/2006 10:28	14.54
2/13/2006 10:59	14.3		2/13/2006 10:58	14.54
2/13/2006 11:29	14.28		2/13/2006 11:28	14.57
2/13/2006 11:59	14.28		2/13/2006 11:58	14.57
2/13/2006 12:29	14.28		2/13/2006 12:28	14.57
2/13/2006 12:59	14.3		2/13/2006 12:58	14.6
2/13/2006 13:29	14.33		2/13/2006 13:28	14.6
2/13/2006 13:59	14.33		2/13/2006 13:58	14.62
2/13/2006 14:29	14.33		2/13/2006 14:28	14.62
2/13/2006 14:59	14.28		2/13/2006 14:58	14.65
2/13/2006 15:29	14.3		2/13/2006 15:28	14.65
2/13/2006 15:59	14.33		2/13/2006 15:58	14.68
2/13/2006 16:29	14.33		2/13/2006 16:28	14.71
2/13/2006 16:59	14.36		2/13/2006 16:58	14.81
2/13/2006 17:29	14.38		2/13/2006 17:28	14.81
2/13/2006 17:59	14.41		2/13/2006 17:58	14.76
2/13/2006 18:29	14.44		2/13/2006 18:28	14.76
2/13/2006 18:59	14.44		2/13/2006 18:58	14.76
2/13/2006 19:29	14.46		2/13/2006 19:28	14.76
2/13/2006 19:59	14.46		2/13/2006 19:58	14.76
2/13/2006 20:29	14.46		2/13/2006 20:28	14.76
2/13/2006 20:59	14.49		2/13/2006 20:58	14.76
2/13/2006 21:29	14.49		2/13/2006 21:28	14.76
2/13/2006 21:59	14.49		2/13/2006 21:58	14.76
2/13/2006 22:29	14.49		2/13/2006 22:28	14.76
2/13/2006 22:59	14.49		2/13/2006 22:58	14.76
2/13/2006 23:29	14.46		2/13/2006 23:28	14.76
2/13/2006 23:59	14.46		2/13/2006 23:58	14.76
2/14/2006 0:29	14.46		2/14/2006 0:28	14.76
2/14/2006 0:59	14.44		2/14/2006 0:58	14.76
2/14/2006 1:29	14.44		2/14/2006 1:28	14.73
2/14/2006 1:59	14.44		2/14/2006 1:58	14.73
2/14/2006 2:29	14.41		2/14/2006 2:28	14.73
2/14/2006 2:59	14.41		2/14/2006 2:58	14.73
2/14/2006 3:29	14.41		2/14/2006 3:28	14.73
2/14/2006 3:59	14.38		2/14/2006 3:58	14.71
2/14/2006 4:29	14.38		2/14/2006 4:28	14.71
2/14/2006 4:59	14.38		2/14/2006 4:58	14.71

2/14/2006 5:29	14.38		2/14/2006 5:28	14.71
2/14/2006 5:59	14.36		2/14/2006 5:58	14.71
2/14/2006 6:29	14.36		2/14/2006 6:28	14.68
2/14/2006 6:59	14.36		2/14/2006 6:58	14.68
2/14/2006 7:29	14.36		2/14/2006 7:28	14.65
2/14/2006 7:59	14.44		2/14/2006 7:58	14.65
2/14/2006 8:29	14.44		2/14/2006 8:28	14.65
2/14/2006 8:59	14.44		2/14/2006 8:58	14.65
2/14/2006 9:29	14.41		2/14/2006 9:28	14.62
2/14/2006 9:59	14.41		2/14/2006 9:58	14.62
2/14/2006 10:29	14.38		2/14/2006 10:28	14.62
2/14/2006 10:59	14.38		2/14/2006 10:58	14.62
2/14/2006 11:29	14.38		2/14/2006 11:28	14.62
2/14/2006 11:59	14.38		2/14/2006 11:58	14.62
2/14/2006 12:29	14.38		2/14/2006 12:28	14.65
2/14/2006 12:59	14.38		2/14/2006 12:58	14.65
2/14/2006 13:29	14.38		2/14/2006 13:28	14.68
2/14/2006 13:59	14.36		2/14/2006 13:58	14.68
2/14/2006 14:29	14.33		2/14/2006 14:28	14.71
2/14/2006 14:59	14.33		2/14/2006 14:58	14.71
2/14/2006 15:29	14.33		2/14/2006 15:28	14.71
2/14/2006 15:59	14.36		2/14/2006 15:58	14.73
2/14/2006 16:29	14.36		2/14/2006 16:28	14.76
2/14/2006 16:59	14.44		2/14/2006 16:58	14.76
2/14/2006 17:29	14.41		2/14/2006 17:28	14.79
2/14/2006 17:59	14.44		2/14/2006 17:58	14.76
2/14/2006 18:29	14.44		2/14/2006 18:28	14.76
2/14/2006 18:59	14.44		2/14/2006 18:58	14.79
2/14/2006 19:29	14.46		2/14/2006 19:28	14.79
2/14/2006 19:59	14.46		2/14/2006 19:58	14.79
2/14/2006 20:29	14.49		2/14/2006 20:28	14.79
2/14/2006 20:59	14.49		2/14/2006 20:58	14.79
2/14/2006 21:29	14.49		2/14/2006 21:28	14.79
2/14/2006 21:59	14.49		2/14/2006 21:58	14.79
2/14/2006 22:29	14.49		2/14/2006 22:28	14.79
2/14/2006 22:59	14.49		2/14/2006 22:58	14.79
2/14/2006 23:29	14.49		2/14/2006 23:28	14.79
2/14/2006 23:59	14.46		2/14/2006 23:58	14.79
2/15/2006 0:29	14.46		2/15/2006 0:28	14.79
2/15/2006 0:59	14.46		2/15/2006 0:58	14.79
2/15/2006 1:29	14.44		2/15/2006 1:28	14.79
2/15/2006 1:59	14.44		2/15/2006 1:58	14.76
2/15/2006 2:29	14.41		2/15/2006 2:28	14.76
2/15/2006 2:59	14.41		2/15/2006 2:58	14.76
2/15/2006 3:29	14.41		2/15/2006 3:28	14.76
2/15/2006 3:59	14.38		2/15/2006 3:58	14.73
2/15/2006 4:29	14.38		2/15/2006 4:28	14.73
2/15/2006 4:59	14.38		2/15/2006 4:58	14.71
2/15/2006 5:29	14.36		2/15/2006 5:28	14.68
2/15/2006 5:59	14.36		2/15/2006 5:58	14.68
2/15/2006 6:29	14.36		2/15/2006 6:28	14.68
2/15/2006 6:59	14.36		2/15/2006 6:58	14.68
2/15/2006 7:29	14.36		2/15/2006 7:28	14.65
2/15/2006 7:59	14.36		2/15/2006 7:58	14.65
2/15/2006 8:29	14.36		2/15/2006 8:28	14.65

2/15/2006 8:59	14.36		2/15/2006 8:58	14.62
2/15/2006 9:29	14.38		2/15/2006 9:28	14.6
2/15/2006 9:59	14.38		2/15/2006 9:58	14.57
2/15/2006 10:29	14.36		2/15/2006 10:28	14.57
2/15/2006 10:59	14.36		2/15/2006 10:58	14.57
2/15/2006 11:29	14.33		2/15/2006 11:28	14.6
2/15/2006 11:59	14.3		2/15/2006 11:58	14.62
2/15/2006 12:29	14.3		2/15/2006 12:28	14.62
2/15/2006 12:59	14.33		2/15/2006 12:58	14.65
2/15/2006 13:29	14.36		2/15/2006 13:28	14.65
2/15/2006 13:59	14.38		2/15/2006 13:58	14.68
2/15/2006 14:29	14.33		2/15/2006 14:28	14.71
2/15/2006 14:59	14.3		2/15/2006 14:58	14.71
2/15/2006 15:29	14.3		2/15/2006 15:28	14.73
2/15/2006 15:59	14.33		2/15/2006 15:58	14.73
2/15/2006 16:29	14.33		2/15/2006 16:28	14.73
2/15/2006 16:59	14.36		2/15/2006 16:58	14.76
2/15/2006 17:29	14.36		2/15/2006 17:28	14.76
2/15/2006 17:59	14.38		2/15/2006 17:58	14.76
2/15/2006 18:29	14.41		2/15/2006 18:28	14.76
2/15/2006 18:59	14.41		2/15/2006 18:58	14.76
2/15/2006 19:29	14.41		2/15/2006 19:28	14.76
2/15/2006 19:59	14.44		2/15/2006 19:58	14.76
2/15/2006 20:29	14.44		2/15/2006 20:28	14.76
2/15/2006 20:59	14.44		2/15/2006 20:58	14.79
2/15/2006 21:29	14.44		2/15/2006 21:28	14.79
2/15/2006 21:59	14.44		2/15/2006 21:58	14.79
2/15/2006 22:29	14.44		2/15/2006 22:28	14.76
2/15/2006 22:59	14.44		2/15/2006 22:58	14.76
2/15/2006 23:29	14.41		2/15/2006 23:28	14.76
2/15/2006 23:59	14.41		2/15/2006 23:58	14.76
2/16/2006 0:29	14.41		2/16/2006 0:28	14.76
2/16/2006 0:59	14.38		2/16/2006 0:58	14.73
2/16/2006 1:29	14.38		2/16/2006 1:28	14.73
2/16/2006 1:59	14.38		2/16/2006 1:58	14.71
2/16/2006 2:29	14.38		2/16/2006 2:28	14.68
2/16/2006 2:59	14.38		2/16/2006 2:58	14.65
2/16/2006 3:29	14.38		2/16/2006 3:28	14.65
2/16/2006 3:59	14.38		2/16/2006 3:58	14.65
2/16/2006 4:29	14.38		2/16/2006 4:28	14.62
2/16/2006 4:59	14.38		2/16/2006 4:58	14.62
2/16/2006 5:29	14.36		2/16/2006 5:28	14.62
2/16/2006 5:59	14.36		2/16/2006 5:58	14.6
2/16/2006 6:29	14.36		2/16/2006 6:28	14.6
2/16/2006 6:59	14.36		2/16/2006 6:58	14.57
2/16/2006 7:29	14.33		2/16/2006 7:28	14.54
2/16/2006 7:59	14.33		2/16/2006 7:58	14.54
2/16/2006 8:29	14.3		2/16/2006 8:28	14.49
2/16/2006 8:59	14.3		2/16/2006 8:58	14.49
2/16/2006 9:29	14.28		2/16/2006 9:28	14.49
2/16/2006 9:59	14.25		2/16/2006 9:58	14.49
2/16/2006 10:29	14.22		2/16/2006 10:28	14.46
2/16/2006 10:59	14.22		2/16/2006 10:58	14.46
2/16/2006 11:29	14.22		2/16/2006 11:28	14.49
2/16/2006 11:59	14.2		2/16/2006 11:58	14.49

2/16/2006 12:29	14.22		2/16/2006 12:28	14.54
2/16/2006 12:59	14.22		2/16/2006 12:58	14.54
2/16/2006 13:29	14.28		2/16/2006 13:28	14.57
2/16/2006 13:59	14.3		2/16/2006 13:58	14.6
2/16/2006 14:29	14.33		2/16/2006 14:28	14.62
2/16/2006 14:59	14.3		2/16/2006 14:58	14.62
2/16/2006 15:29	14.3		2/16/2006 15:28	14.65
2/16/2006 15:59	14.3		2/16/2006 15:58	14.68
2/16/2006 16:29	14.33		2/16/2006 16:28	14.68
2/16/2006 16:59	14.33		2/16/2006 16:58	14.71
2/16/2006 17:29	14.36		2/16/2006 17:28	14.71
2/16/2006 17:59	14.36		2/16/2006 17:58	14.71
2/16/2006 18:29	14.38		2/16/2006 18:28	14.71
2/16/2006 18:59	14.38		2/16/2006 18:58	14.73
2/16/2006 19:29	14.41		2/16/2006 19:28	14.73
2/16/2006 19:59	14.41		2/16/2006 19:58	14.73
2/16/2006 20:29	14.44		2/16/2006 20:28	14.73
2/16/2006 20:59	14.44		2/16/2006 20:58	14.73
2/16/2006 21:29	14.44		2/16/2006 21:28	14.73
2/16/2006 21:59	14.44		2/16/2006 21:58	14.73
2/16/2006 22:29	14.44		2/16/2006 22:28	14.73
2/16/2006 22:59	14.41		2/16/2006 22:58	14.73
2/16/2006 23:29	14.41		2/16/2006 23:28	14.71
2/16/2006 23:59	14.41		2/16/2006 23:58	14.73
2/17/2006 0:29	14.41		2/17/2006 0:28	14.73
2/17/2006 0:59	14.38		2/17/2006 0:58	14.71
2/17/2006 1:29	14.38		2/17/2006 1:28	14.71
2/17/2006 1:59	14.38		2/17/2006 1:58	14.68
2/17/2006 2:29	14.38		2/17/2006 2:28	14.65
2/17/2006 2:59	14.38		2/17/2006 2:58	14.65
2/17/2006 3:29	14.38		2/17/2006 3:28	14.65
2/17/2006 3:59	14.38		2/17/2006 3:58	14.62
2/17/2006 4:29	14.38		2/17/2006 4:28	14.62
2/17/2006 4:59	14.38		2/17/2006 4:58	14.62
2/17/2006 5:29	14.36		2/17/2006 5:28	14.62
2/17/2006 5:59	14.36		2/17/2006 5:58	14.6
2/17/2006 6:29	14.36		2/17/2006 6:28	14.6
2/17/2006 6:59	14.36		2/17/2006 6:58	14.6
2/17/2006 7:29	14.33		2/17/2006 7:28	14.6
2/17/2006 7:59	14.33		2/17/2006 7:58	14.57
2/17/2006 8:29	14.33		2/17/2006 8:28	14.57
2/17/2006 8:59	14.33		2/17/2006 8:58	14.57
2/17/2006 9:29	14.33		2/17/2006 9:28	14.57
2/17/2006 9:59	14.33		2/17/2006 9:58	14.54
2/17/2006 10:29	14.3		2/17/2006 10:28	14.54
2/17/2006 10:59	14.3		2/17/2006 10:58	14.54
2/17/2006 11:29	14.3		2/17/2006 11:28	14.52
2/17/2006 11:59	14.2		2/17/2006 11:58	14.54
2/17/2006 12:29	14.25		2/17/2006 12:28	14.57
2/17/2006 12:59	14.17		2/17/2006 12:58	14.57
2/17/2006 17:29	11.63		2/17/2006 17:28	13.64
2/17/2006 17:59	11.68		2/17/2006 17:58	13.59
2/17/2006 18:29	12.94		2/17/2006 18:28	13.67
2/17/2006 18:59	13.64		2/17/2006 18:58	13.96
2/17/2006 19:29	13.88		2/17/2006 19:28	14.09

2/17/2006 19:59	13.96		2/17/2006 19:58	14.17
2/17/2006 20:29	14.01		2/17/2006 20:28	14.22
2/17/2006 20:59	14.04		2/17/2006 20:58	14.25
2/17/2006 21:29	14.04		2/17/2006 21:28	14.28
2/17/2006 21:59	14.04		2/17/2006 21:58	14.28
2/17/2006 22:29	14.04		2/17/2006 22:28	14.28
2/17/2006 22:59	14.04		2/17/2006 22:58	14.28
2/17/2006 23:29	14.06		2/17/2006 23:28	14.3
2/17/2006 23:59	14.06		2/17/2006 23:58	14.3
2/18/2006 0:29	14.06		2/18/2006 0:28	14.3
2/18/2006 0:59	14.06		2/18/2006 0:58	14.3
2/18/2006 1:29	14.04		2/18/2006 1:28	14.3
2/18/2006 1:59	14.04		2/18/2006 1:58	14.28
2/18/2006 2:29	14.04		2/18/2006 2:28	14.28
2/18/2006 2:59	14.01		2/18/2006 2:58	14.28
2/18/2006 3:29	14.01		2/18/2006 3:28	14.28
2/18/2006 3:59	14.01		2/18/2006 3:58	14.25
2/18/2006 4:29	13.98		2/18/2006 4:28	14.25
2/18/2006 4:59	13.98		2/18/2006 4:58	14.25
2/18/2006 5:29	13.98		2/18/2006 5:28	14.25
2/18/2006 5:59	13.96		2/18/2006 5:58	14.22
2/18/2006 6:29	13.93		2/18/2006 6:28	14.22
2/18/2006 6:59	13.93		2/18/2006 6:58	14.22
2/18/2006 7:29	13.93		2/18/2006 7:28	14.22
2/18/2006 7:59	13.93		2/18/2006 7:58	14.22
2/18/2006 8:29	13.91		2/18/2006 8:28	14.2
2/18/2006 8:59	13.88		2/18/2006 8:58	14.2
2/18/2006 9:29	13.88		2/18/2006 9:28	14.2
2/18/2006 9:59	13.85		2/18/2006 9:58	14.2
2/18/2006 10:29	13.85		2/18/2006 10:28	14.17
2/18/2006 10:59	13.83		2/18/2006 10:58	14.17
2/18/2006 11:29	13.85		2/18/2006 11:28	14.17
2/18/2006 11:59	13.91		2/18/2006 11:58	14.17
2/18/2006 12:29	13.91		2/18/2006 12:28	14.2
2/18/2006 12:59	13.93		2/18/2006 12:58	14.22
2/18/2006 13:29	13.96		2/18/2006 13:28	14.22
2/18/2006 13:59	13.96		2/18/2006 13:58	14.25
2/18/2006 14:29	13.98		2/18/2006 14:28	14.28
2/18/2006 14:59	14.01		2/18/2006 14:58	14.33
2/18/2006 15:29	14.06		2/18/2006 15:28	14.3
2/18/2006 15:59	14.06		2/18/2006 15:58	14.33
2/18/2006 16:29	14.06		2/18/2006 16:28	14.36
2/18/2006 16:59	14.06		2/18/2006 16:58	14.36
2/18/2006 17:29	14.09		2/18/2006 17:28	14.36
2/18/2006 17:59	14.12		2/18/2006 17:58	14.38
2/18/2006 18:29	14.12		2/18/2006 18:28	14.38
2/18/2006 18:59	14.12		2/18/2006 18:58	14.41
2/18/2006 19:29	14.12		2/18/2006 19:28	14.41
2/18/2006 19:59	14.12		2/18/2006 19:58	14.38
2/18/2006 20:29	14.14		2/18/2006 20:28	14.38
2/18/2006 20:59	14.14		2/18/2006 20:58	14.38
2/18/2006 21:29	14.14		2/18/2006 21:28	14.38
2/18/2006 21:59	14.14		2/18/2006 21:58	14.38
2/18/2006 22:29	14.12		2/18/2006 22:28	14.38
2/18/2006 22:59	14.12		2/18/2006 22:58	14.38

2/18/2006 23:29	14.12		2/18/2006 23:28	14.36
2/18/2006 23:59	14.12		2/18/2006 23:58	14.36
2/19/2006 0:29	14.09		2/19/2006 0:28	14.36
2/19/2006 0:59	14.12		2/19/2006 0:58	14.33
2/19/2006 1:29	14.09		2/19/2006 1:28	14.33
2/19/2006 1:59	14.09		2/19/2006 1:58	14.33
2/19/2006 2:29	14.09		2/19/2006 2:28	14.33
2/19/2006 2:59	14.09		2/19/2006 2:58	14.3
2/19/2006 3:29	14.06		2/19/2006 3:28	14.3
2/19/2006 3:59	14.06		2/19/2006 3:58	14.3
2/19/2006 4:29	14.04		2/19/2006 4:28	14.3
2/19/2006 4:59	14.04		2/19/2006 4:58	14.28
2/19/2006 5:29	14.04		2/19/2006 5:28	14.28
2/19/2006 5:59	14.01		2/19/2006 5:58	14.28
2/19/2006 6:29	14.01		2/19/2006 6:28	14.28
2/19/2006 6:59	14.01		2/19/2006 6:58	14.25
2/19/2006 7:29	13.98		2/19/2006 7:28	14.25
2/19/2006 7:59	13.98		2/19/2006 7:58	14.25
2/19/2006 8:29	13.98		2/19/2006 8:28	14.22
2/19/2006 8:59	13.98		2/19/2006 8:58	14.22
2/19/2006 9:29	13.96		2/19/2006 9:28	14.22
2/19/2006 9:59	13.96		2/19/2006 9:58	14.22
2/19/2006 10:29	13.96		2/19/2006 10:28	14.2
2/19/2006 10:59	13.96		2/19/2006 10:58	14.2
2/19/2006 11:29	13.96		2/19/2006 11:28	14.2
2/19/2006 11:59	13.96		2/19/2006 11:58	14.2
2/19/2006 12:29	13.96		2/19/2006 12:28	14.2
2/19/2006 12:59	13.96		2/19/2006 12:58	14.2
2/19/2006 13:29	13.96		2/19/2006 13:28	14.2
2/19/2006 13:59	13.96		2/19/2006 13:58	14.2
2/19/2006 14:29	13.93		2/19/2006 14:28	14.2
2/19/2006 14:59	13.96		2/19/2006 14:58	14.22
2/19/2006 15:29	13.96		2/19/2006 15:28	14.22
2/19/2006 15:59	13.98		2/19/2006 15:58	14.25
2/19/2006 16:29	13.98		2/19/2006 16:28	14.25
2/19/2006 16:59	14.01		2/19/2006 16:58	14.22
2/19/2006 17:29	14.01		2/19/2006 17:28	14.22
2/19/2006 17:59	14.04		2/19/2006 17:58	14.25
2/19/2006 18:29	14.04		2/19/2006 18:28	14.25
2/19/2006 18:59	14.06		2/19/2006 18:58	14.28
2/19/2006 19:29	14.06		2/19/2006 19:28	14.28
2/19/2006 19:59	14.09		2/19/2006 19:58	14.28
2/19/2006 20:29	14.09		2/19/2006 20:28	14.28
2/19/2006 20:59	14.12		2/19/2006 20:58	14.28
2/19/2006 21:29	14.09		2/19/2006 21:28	14.28
2/19/2006 21:59	14.09		2/19/2006 21:58	14.28
2/19/2006 22:29	14.09		2/19/2006 22:28	14.28
2/19/2006 22:59	14.06		2/19/2006 22:58	14.25
2/19/2006 23:29	14.06		2/19/2006 23:28	14.25
2/19/2006 23:59	14.04		2/19/2006 23:58	14.25
2/20/2006 0:29	14.04		2/20/2006 0:28	14.22
2/20/2006 0:59	14.01		2/20/2006 0:58	14.22
2/20/2006 1:29	13.98		2/20/2006 1:28	14.2
2/20/2006 1:59	13.96		2/20/2006 1:58	14.17
2/20/2006 2:29	13.96		2/20/2006 2:28	14.17

2/20/2006 2:59	13.93		2/20/2006 2:58	14.17
2/20/2006 3:29	13.91		2/20/2006 3:28	14.14
2/20/2006 3:59	13.91		2/20/2006 3:58	14.14
2/20/2006 4:29	13.88		2/20/2006 4:28	14.12
2/20/2006 4:59	13.85		2/20/2006 4:58	14.12
2/20/2006 5:29	13.85		2/20/2006 5:28	14.09
2/20/2006 5:59	13.83		2/20/2006 5:58	14.06
2/20/2006 6:29	13.8		2/20/2006 6:28	14.06
2/20/2006 6:59	13.77		2/20/2006 6:58	14.06
2/20/2006 7:29	13.75		2/20/2006 7:28	14.04
2/20/2006 7:59	13.75		2/20/2006 7:58	14.04
2/20/2006 8:29	13.72		2/20/2006 8:28	14.01
2/20/2006 8:59	13.7		2/20/2006 8:58	14.01
2/20/2006 9:29	13.7		2/20/2006 9:28	14.01
2/20/2006 9:59	13.7		2/20/2006 9:58	13.98
2/20/2006 10:29	13.67		2/20/2006 10:28	13.98
2/20/2006 10:59	13.7		2/20/2006 10:58	13.98
2/20/2006 11:29	13.72		2/20/2006 11:28	13.98
2/20/2006 11:59	13.72		2/20/2006 11:58	14.01
2/20/2006 12:29	13.72		2/20/2006 12:28	14.04
2/20/2006 12:59	13.75		2/20/2006 12:58	14.06
2/20/2006 13:29	13.77		2/20/2006 13:28	14.09
2/20/2006 13:59	13.8		2/20/2006 13:58	14.14
2/20/2006 14:29	13.83		2/20/2006 14:28	14.14
2/20/2006 14:59	13.88		2/20/2006 14:58	14.14
2/20/2006 15:29	13.93		2/20/2006 15:28	14.17
2/20/2006 15:59	13.98		2/20/2006 15:58	14.2
2/20/2006 16:29	13.98		2/20/2006 16:28	14.22
2/20/2006 16:59	13.98		2/20/2006 16:58	14.25
2/20/2006 17:29	14.01		2/20/2006 17:28	14.25
2/20/2006 17:59	14.04		2/20/2006 17:58	14.25
2/20/2006 18:29	14.04		2/20/2006 18:28	14.25
2/20/2006 18:59	14.06		2/20/2006 18:58	14.25
2/20/2006 19:29	14.06		2/20/2006 19:28	14.28
2/20/2006 19:59	14.09		2/20/2006 19:58	14.28
2/20/2006 20:29	14.09		2/20/2006 20:28	14.28
2/20/2006 20:59	14.09		2/20/2006 20:58	14.3
2/20/2006 21:29	14.09		2/20/2006 21:28	14.3
2/20/2006 21:59	14.09		2/20/2006 21:58	14.28
2/20/2006 22:29	14.09		2/20/2006 22:28	14.28
2/20/2006 22:59	14.06		2/20/2006 22:58	14.28
2/20/2006 23:29	14.06		2/20/2006 23:28	14.28
2/20/2006 23:59	14.06		2/20/2006 23:58	14.25
2/21/2006 0:29	14.04		2/21/2006 0:28	14.25
2/21/2006 0:59	14.04		2/21/2006 0:58	14.22
2/21/2006 1:29	14.01		2/21/2006 1:28	14.22
2/21/2006 1:59	14.04		2/21/2006 1:58	14.22
2/21/2006 2:29	14.01		2/21/2006 2:28	14.2
2/21/2006 2:59	13.98		2/21/2006 2:58	14.2
2/21/2006 3:29	13.96		2/21/2006 3:28	14.2
2/21/2006 3:59	13.93		2/21/2006 3:58	14.17
2/21/2006 4:29	13.91		2/21/2006 4:28	14.17
2/21/2006 4:59	13.88		2/21/2006 4:58	14.14
2/21/2006 5:29	13.85		2/21/2006 5:28	14.14
2/21/2006 5:59	13.83		2/21/2006 5:58	14.12

2/21/2006 6:29	13.8		2/21/2006 6:28	14.09
2/21/2006 6:59	13.8		2/21/2006 6:58	14.06
2/21/2006 7:29	13.77		2/21/2006 7:28	14.06
2/21/2006 7:59	13.75		2/21/2006 7:58	14.06
2/21/2006 8:29	13.75		2/21/2006 8:28	14.04
2/21/2006 8:59	13.72		2/21/2006 8:58	14.01
2/21/2006 9:29	13.72		2/21/2006 9:28	14.01
2/21/2006 9:59	13.7		2/21/2006 9:58	13.98
2/21/2006 10:29	13.67		2/21/2006 10:28	13.98
2/21/2006 10:59	13.67		2/21/2006 10:58	13.96
2/21/2006 11:29	13.67		2/21/2006 11:28	13.98
2/21/2006 11:59	13.67		2/21/2006 11:58	14.01
2/21/2006 12:29	13.67		2/21/2006 12:28	14.04
2/21/2006 16:00	14.06		2/21/2006 15:59	14.41
2/21/2006 16:30	14.06		2/21/2006 16:29	14.36
2/21/2006 17:00	14.06		2/21/2006 16:59	14.33
2/21/2006 17:30	14.09		2/21/2006 17:29	14.33
2/21/2006 18:00	14.09		2/21/2006 17:59	14.33
2/21/2006 18:30	14.09		2/21/2006 18:29	14.33
2/21/2006 19:00	14.09		2/21/2006 18:59	14.33
2/21/2006 19:30	14.06		2/21/2006 19:29	14.3
2/21/2006 20:00	14.06		2/21/2006 19:59	14.28
2/21/2006 20:30	14.06		2/21/2006 20:29	14.28
2/21/2006 21:00	14.06		2/21/2006 20:59	14.28
2/21/2006 21:30	14.04		2/21/2006 21:29	14.25
2/21/2006 22:00	14.04		2/21/2006 21:59	14.25
2/21/2006 22:30	14.01		2/21/2006 22:29	14.25
2/21/2006 23:00	14.01		2/21/2006 22:59	14.25
2/21/2006 23:30	13.98		2/21/2006 23:29	14.22
2/22/2006 0:00	13.96		2/21/2006 23:59	14.22
2/22/2006 0:30	13.96		2/22/2006 0:29	14.2
2/22/2006 1:00	13.96		2/22/2006 0:59	14.2
2/22/2006 1:30	13.93		2/22/2006 1:29	14.2
2/22/2006 2:00	13.93		2/22/2006 1:59	14.17
2/22/2006 2:30	13.91		2/22/2006 2:29	14.17
2/22/2006 3:00	13.85		2/22/2006 2:59	14.14
2/22/2006 3:30	13.85		2/22/2006 3:29	14.12
2/22/2006 4:00	13.83		2/22/2006 3:59	14.12
2/22/2006 4:30	13.83		2/22/2006 4:29	14.09
2/22/2006 5:00	13.8		2/22/2006 4:59	14.06
2/22/2006 5:30	13.77		2/22/2006 5:29	14.06
2/22/2006 6:00	13.75		2/22/2006 5:59	14.06
2/22/2006 6:30	13.75		2/22/2006 6:29	14.06
2/22/2006 7:00	13.72		2/22/2006 6:59	14.04
2/22/2006 7:30	13.72		2/22/2006 7:29	14.01
2/22/2006 8:00	13.7		2/22/2006 7:59	14.01
2/22/2006 8:30	13.7		2/22/2006 8:29	14.01
2/22/2006 9:00	13.67		2/22/2006 8:59	14.04
2/22/2006 9:30	13.7		2/22/2006 9:29	14.06
2/22/2006 10:00	13.72		2/22/2006 9:59	14.09
2/22/2006 10:30	13.75		2/22/2006 10:29	14.09
2/22/2006 11:00	13.8		2/22/2006 10:59	14.12
2/22/2006 11:30	13.85		2/22/2006 11:29	14.14
2/22/2006 12:00	13.88		2/22/2006 11:59	14.17
2/22/2006 12:30	13.93		2/22/2006 12:29	14.2

2/22/2006 13:00	13.93		2/22/2006 12:59	14.22
2/22/2006 13:30	13.96		2/22/2006 13:29	14.25
2/22/2006 14:00	13.98		2/22/2006 13:59	14.25
2/22/2006 14:30	13.98		2/22/2006 14:29	14.28
2/22/2006 15:00	14.01		2/22/2006 14:59	14.41
2/22/2006 15:30	14.04		2/22/2006 15:29	14.38
2/22/2006 16:00	14.06		2/22/2006 15:59	14.33
2/22/2006 16:30	14.06		2/22/2006 16:29	14.36
2/22/2006 17:00	14.06		2/22/2006 16:59	14.36
2/22/2006 17:30	14.06		2/22/2006 17:29	14.33
2/22/2006 18:00	14.06		2/22/2006 17:59	14.33
2/22/2006 18:30	14.09		2/22/2006 18:29	14.33
2/22/2006 19:00	14.09		2/22/2006 18:59	14.33
2/22/2006 19:30	14.06		2/22/2006 19:29	14.33
2/22/2006 20:00	14.06		2/22/2006 19:59	14.33
2/22/2006 20:30	14.06		2/22/2006 20:29	14.33
2/22/2006 21:00	14.06		2/22/2006 20:59	14.3
2/22/2006 21:30	14.04		2/22/2006 21:29	14.3
2/22/2006 22:00	14.04		2/22/2006 21:59	14.28
2/22/2006 22:30	14.01		2/22/2006 22:29	14.28
2/22/2006 23:00	14.01		2/22/2006 22:59	14.28
2/22/2006 23:30	14.01		2/22/2006 23:29	14.25
2/23/2006 0:00	13.98		2/22/2006 23:59	14.25
2/23/2006 0:30	13.98		2/23/2006 0:29	14.22
2/23/2006 1:00	13.98		2/23/2006 0:59	14.2
2/23/2006 1:30	13.98		2/23/2006 1:29	14.2
2/23/2006 2:00	13.98		2/23/2006 1:59	14.2
2/23/2006 2:30	13.96		2/23/2006 2:29	14.17
2/23/2006 3:00	13.93		2/23/2006 2:59	14.17
2/23/2006 3:30	13.91		2/23/2006 3:29	14.17
2/23/2006 4:00	13.91		2/23/2006 3:59	14.14
2/23/2006 4:30	13.88		2/23/2006 4:29	14.14
2/23/2006 5:00	13.85		2/23/2006 4:59	14.12
2/23/2006 5:30	13.85		2/23/2006 5:29	14.12
2/23/2006 6:00	13.83		2/23/2006 5:59	14.09
2/23/2006 6:30	13.83		2/23/2006 6:29	14.09
2/23/2006 7:00	13.8		2/23/2006 6:59	14.06
2/23/2006 7:30	13.8		2/23/2006 7:29	14.06
2/23/2006 8:00	13.75		2/23/2006 7:59	14.06
2/23/2006 8:30	13.64		2/23/2006 8:29	14.06
2/23/2006 9:00	13.72		2/23/2006 8:59	14.09
2/23/2006 9:30	13.77		2/23/2006 9:29	14.09
2/23/2006 10:00	13.83		2/23/2006 9:59	14.09
2/23/2006 10:30	13.88		2/23/2006 10:29	14.12
2/23/2006 11:00	13.93		2/23/2006 10:59	14.17
2/23/2006 11:30	13.98		2/23/2006 11:29	14.2
2/23/2006 12:00	13.96		2/23/2006 11:59	14.22
2/23/2006 12:30	14.01		2/23/2006 12:29	14.25
2/23/2006 13:00	14.01		2/23/2006 12:59	14.28
2/23/2006 13:30	14.01		2/23/2006 13:29	14.3
2/23/2006 14:00	14.04		2/23/2006 13:59	14.3
2/23/2006 14:30	14.04		2/23/2006 14:29	14.33
2/23/2006 15:00	14.06		2/23/2006 14:59	14.33
2/23/2006 15:30	14.06		2/23/2006 15:29	14.54
2/23/2006 16:00	14.12		2/23/2006 15:59	14.46

2/23/2006 16:30	14.09		2/23/2006 16:29	14.38
2/23/2006 17:00	14.12		2/23/2006 16:59	14.38
2/23/2006 17:30	14.12		2/23/2006 17:29	14.38
2/23/2006 18:00	14.12		2/23/2006 17:59	14.38
2/23/2006 18:30	14.12		2/23/2006 18:29	14.38
2/23/2006 19:00	14.12		2/23/2006 18:59	14.38
2/23/2006 19:30	14.12		2/23/2006 19:29	14.38
2/23/2006 20:00	14.09		2/23/2006 19:59	14.38
2/23/2006 20:30	14.09		2/23/2006 20:29	14.38
2/23/2006 21:00	14.09		2/23/2006 20:59	14.36
2/23/2006 21:30	14.06		2/23/2006 21:29	14.36
2/23/2006 22:00	14.06		2/23/2006 21:59	14.36
2/23/2006 22:30	14.06		2/23/2006 22:29	14.33
2/23/2006 23:00	14.06		2/23/2006 22:59	14.33
2/23/2006 23:30	14.04		2/23/2006 23:29	14.3
2/24/2006 0:00	14.04		2/23/2006 23:59	14.3
2/24/2006 0:30	14.04		2/24/2006 0:29	14.28
2/24/2006 1:00	14.01		2/24/2006 0:59	14.28
2/24/2006 1:30	14.01		2/24/2006 1:29	14.25
2/24/2006 2:00	14.01		2/24/2006 1:59	14.22
2/24/2006 2:30	14.01		2/24/2006 2:29	14.22
2/24/2006 3:00	14.01		2/24/2006 2:59	14.22
2/24/2006 3:30	13.98		2/24/2006 3:29	14.2
2/24/2006 4:00	13.96		2/24/2006 3:59	14.2
2/24/2006 4:30	13.96		2/24/2006 4:29	14.2
2/24/2006 5:00	13.93		2/24/2006 4:59	14.17
2/24/2006 5:30	13.91		2/24/2006 5:29	14.17
2/24/2006 6:00	13.88		2/24/2006 5:59	14.14
2/24/2006 6:30	13.88		2/24/2006 6:29	14.14
2/24/2006 7:00	13.85		2/24/2006 6:59	14.12
2/24/2006 7:30	13.85		2/24/2006 7:29	14.12
2/24/2006 8:00	13.83		2/24/2006 7:59	14.12
2/24/2006 8:30	13.85		2/24/2006 8:29	14.14
2/24/2006 9:00	13.83		2/24/2006 8:59	14.14
2/24/2006 9:30	13.85		2/24/2006 9:29	14.14
2/24/2006 10:00	13.91		2/24/2006 9:59	14.17
2/24/2006 10:30	13.93		2/24/2006 10:29	14.17
2/24/2006 11:00	13.93		2/24/2006 10:59	14.2
2/24/2006 11:30	13.96		2/24/2006 11:29	14.22
2/24/2006 12:00	13.98		2/24/2006 11:59	14.25
2/24/2006 12:30	13.98		2/24/2006 12:29	14.28
2/24/2006 13:00	14.01		2/24/2006 12:59	14.3
2/24/2006 13:30	14.01		2/24/2006 13:29	14.33
2/24/2006 14:00	14.04		2/24/2006 13:59	14.33
2/24/2006 14:30	14.06		2/24/2006 14:29	14.38
2/24/2006 15:00	14.09		2/24/2006 14:59	14.41
2/24/2006 15:30	14.09		2/24/2006 15:29	14.38
2/24/2006 16:00	14.12		2/24/2006 15:59	14.38
2/24/2006 16:30	14.12		2/24/2006 16:29	14.38
2/24/2006 17:00	14.14		2/24/2006 16:59	14.38
2/24/2006 17:30	14.14		2/24/2006 17:29	14.41
2/24/2006 18:00	14.14		2/24/2006 17:59	14.41
2/24/2006 18:30	14.14		2/24/2006 18:29	14.41
2/24/2006 19:00	14.14		2/24/2006 18:59	14.41
2/24/2006 19:30	14.14		2/24/2006 19:29	14.41

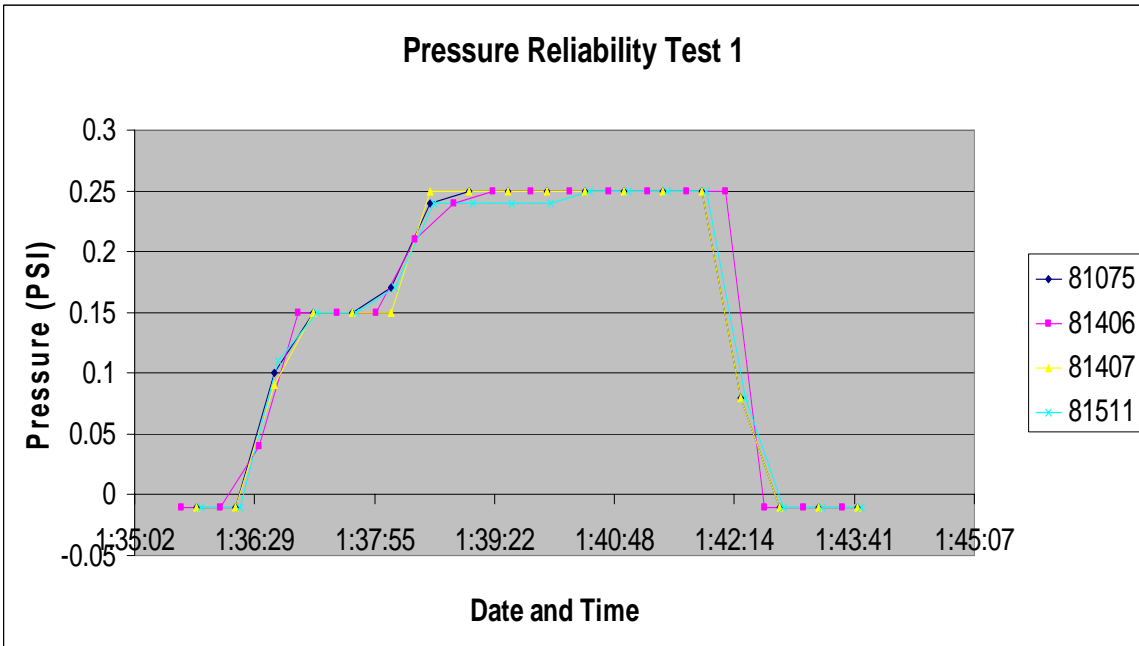
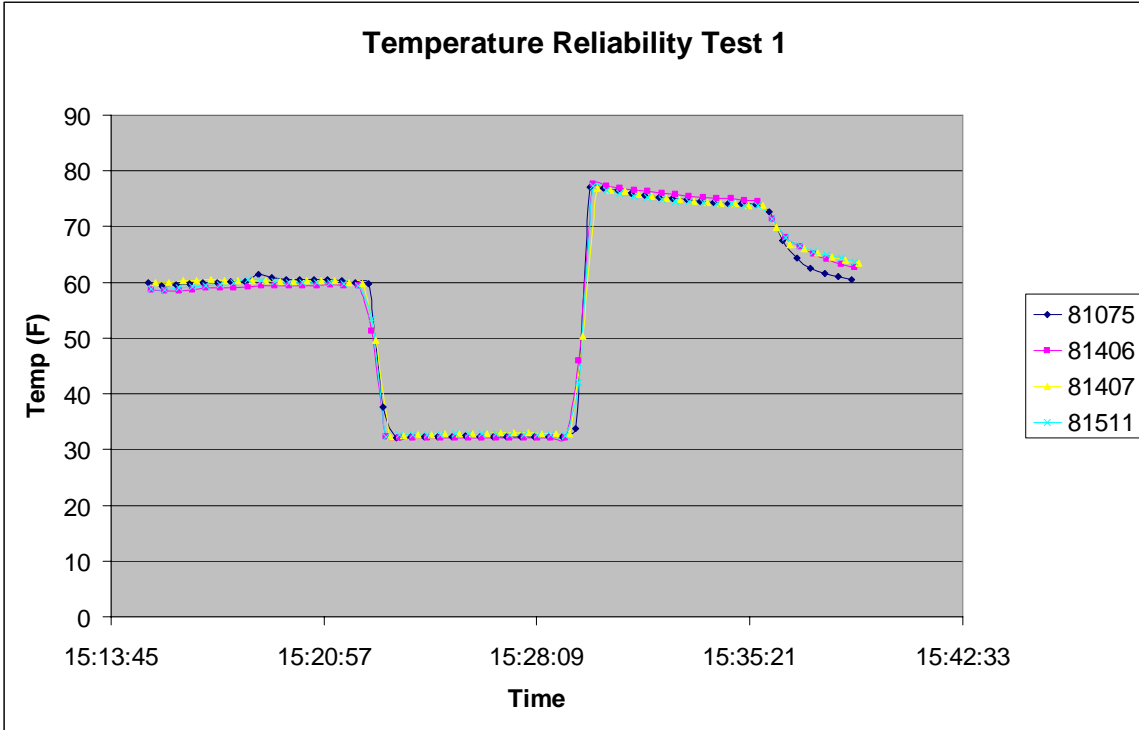
2/24/2006 20:00	14.14		2/24/2006 19:59	14.41
2/24/2006 20:30	14.14		2/24/2006 20:29	14.41
2/24/2006 21:00	14.12		2/24/2006 20:59	14.41
2/24/2006 21:30	14.12		2/24/2006 21:29	14.41
2/24/2006 22:00	14.12		2/24/2006 21:59	14.41
2/24/2006 22:30	14.09		2/24/2006 22:29	14.38
2/24/2006 23:00	14.09		2/24/2006 22:59	14.38
2/24/2006 23:30	14.06		2/24/2006 23:29	14.38
2/25/2006 0:00	14.06		2/24/2006 23:59	14.36
2/25/2006 0:30	14.06		2/25/2006 0:29	14.36
2/25/2006 1:00	14.06		2/25/2006 0:59	14.33
2/25/2006 1:30	14.06		2/25/2006 1:29	14.33
2/25/2006 2:00	14.04		2/25/2006 1:59	14.33
2/25/2006 2:30	14.04		2/25/2006 2:29	14.3
2/25/2006 3:00	14.04		2/25/2006 2:59	14.28
2/25/2006 3:30	14.04		2/25/2006 3:29	14.28
2/25/2006 4:00	14.04		2/25/2006 3:59	14.28
2/25/2006 4:30	14.01		2/25/2006 4:29	14.25
2/25/2006 5:00	14.04		2/25/2006 4:59	14.25
2/25/2006 5:30	14.04		2/25/2006 5:29	14.22
2/25/2006 6:00	14.04		2/25/2006 5:59	14.22
2/25/2006 6:30	14.01		2/25/2006 6:29	14.22
2/25/2006 7:00	14.01		2/25/2006 6:59	14.2
2/25/2006 7:30	13.98		2/25/2006 7:29	14.2
2/25/2006 8:00	13.98		2/25/2006 7:59	14.2
2/25/2006 8:30	13.98		2/25/2006 8:29	14.22
2/25/2006 9:00	13.98		2/25/2006 8:59	14.25
2/25/2006 9:30	13.98		2/25/2006 9:29	14.25
2/25/2006 10:00	14.01		2/25/2006 9:59	14.25
2/25/2006 10:30	14.04		2/25/2006 10:29	14.28
2/25/2006 11:00	14.01		2/25/2006 10:59	14.28
2/25/2006 11:30	14.01		2/25/2006 11:29	14.3
2/25/2006 12:00	14.01		2/25/2006 11:59	14.33
2/25/2006 12:30	14.01		2/25/2006 12:29	14.36
2/25/2006 13:00	14.04		2/25/2006 12:59	14.36
2/25/2006 13:30	14.06		2/25/2006 13:29	14.38
2/25/2006 14:00	14.06		2/25/2006 13:59	14.38
2/25/2006 14:30	14.09		2/25/2006 14:29	14.41
2/25/2006 15:00	14.12		2/25/2006 14:59	14.41
2/25/2006 15:30	14.14		2/25/2006 15:29	14.41
2/25/2006 16:00	14.14		2/25/2006 15:59	14.44
2/25/2006 16:30	14.17		2/25/2006 16:29	14.44
2/25/2006 17:00	14.17		2/25/2006 16:59	14.44
2/25/2006 17:30	14.2		2/25/2006 17:29	14.44
2/25/2006 18:00	14.2		2/25/2006 17:59	14.46
2/25/2006 18:30	14.2		2/25/2006 18:29	14.46
2/25/2006 19:00	14.2		2/25/2006 18:59	14.46
2/25/2006 19:30	14.2		2/25/2006 19:29	14.46
2/25/2006 20:00	14.2		2/25/2006 19:59	14.46
2/25/2006 20:30	14.17		2/25/2006 20:29	14.46
2/25/2006 21:00	14.17		2/25/2006 20:59	14.46
2/25/2006 21:30	14.17		2/25/2006 21:29	14.46
2/25/2006 22:00	14.14		2/25/2006 21:59	14.46
2/25/2006 22:30	14.14		2/25/2006 22:29	14.44
2/25/2006 23:00	14.14		2/25/2006 22:59	14.44

2/25/2006 23:30	14.12		2/25/2006 23:29	14.44
2/26/2006 0:00	14.12		2/25/2006 23:59	14.44
2/26/2006 0:30	14.12		2/26/2006 0:29	14.41
2/26/2006 1:00	14.09		2/26/2006 0:59	14.41
2/26/2006 1:30	14.09		2/26/2006 1:29	14.41
2/26/2006 2:00	14.09		2/26/2006 1:59	14.41
2/26/2006 2:30	14.09		2/26/2006 2:29	14.38
2/26/2006 3:00	14.06		2/26/2006 2:59	14.38
2/26/2006 3:30	14.06		2/26/2006 3:29	14.38
2/26/2006 4:00	14.06		2/26/2006 3:59	14.38
2/26/2006 4:30	14.06		2/26/2006 4:29	14.36
2/26/2006 5:00	14.06		2/26/2006 4:59	14.36
2/26/2006 5:30	14.06		2/26/2006 5:29	14.33
2/26/2006 6:00	14.06		2/26/2006 5:59	14.33
2/26/2006 6:30	14.06		2/26/2006 6:29	14.33
2/26/2006 7:00	14.06		2/26/2006 6:59	14.28
2/26/2006 7:30	14.06		2/26/2006 7:29	14.28
2/26/2006 8:00	14.06		2/26/2006 7:59	14.3
2/26/2006 8:30	14.06		2/26/2006 8:29	14.3
2/26/2006 9:00	14.06		2/26/2006 8:59	14.33
2/26/2006 9:30	14.06		2/26/2006 9:29	14.33
2/26/2006 10:00	14.04		2/26/2006 9:59	14.33
2/26/2006 10:30	14.04		2/26/2006 10:29	14.33
2/26/2006 11:00	14.04		2/26/2006 10:59	14.33
2/26/2006 11:30	14.06		2/26/2006 11:29	14.33
2/26/2006 12:00	14.06		2/26/2006 11:59	14.33
2/26/2006 12:30	14.06		2/26/2006 12:29	14.33
2/26/2006 13:00	14.06		2/26/2006 12:59	14.33
2/26/2006 13:30	14.06		2/26/2006 13:29	14.33
2/26/2006 14:00	14.06		2/26/2006 13:59	14.33
2/26/2006 14:30	14.06		2/26/2006 14:29	14.33
2/26/2006 15:00	14.06		2/26/2006 14:59	14.33
2/26/2006 15:30	14.06		2/26/2006 15:29	14.36
2/26/2006 16:00	14.06		2/26/2006 15:59	14.36
2/26/2006 16:30	14.06		2/26/2006 16:29	14.36
2/26/2006 17:00	14.06		2/26/2006 16:59	14.33
2/26/2006 17:30	14.04		2/26/2006 17:29	14.3
2/26/2006 18:00	14.04		2/26/2006 17:59	14.28
2/26/2006 18:30	14.04		2/26/2006 18:29	14.28
2/26/2006 19:00	14.04		2/26/2006 18:59	14.28
2/26/2006 19:30	14.04		2/26/2006 19:29	14.28
2/26/2006 20:00	14.04		2/26/2006 19:59	14.25
2/26/2006 20:30	14.04		2/26/2006 20:29	14.25
2/26/2006 21:00	14.04		2/26/2006 20:59	14.25
2/26/2006 21:30	14.04		2/26/2006 21:29	14.25
2/26/2006 22:00	14.04		2/26/2006 21:59	14.22
2/26/2006 22:30	14.04		2/26/2006 22:29	14.25
2/26/2006 23:00	14.01		2/26/2006 22:59	14.28
2/26/2006 23:30	14.01		2/26/2006 23:29	14.25
2/27/2006 0:00	14.01		2/26/2006 23:59	14.25
2/27/2006 0:30	14.01		2/27/2006 0:29	14.3
2/27/2006 1:00	14.01		2/27/2006 0:59	14.3
2/27/2006 1:30	14.01		2/27/2006 1:29	14.3
2/27/2006 2:00	13.98		2/27/2006 1:59	14.28
2/27/2006 2:30	13.98		2/27/2006 2:29	14.25

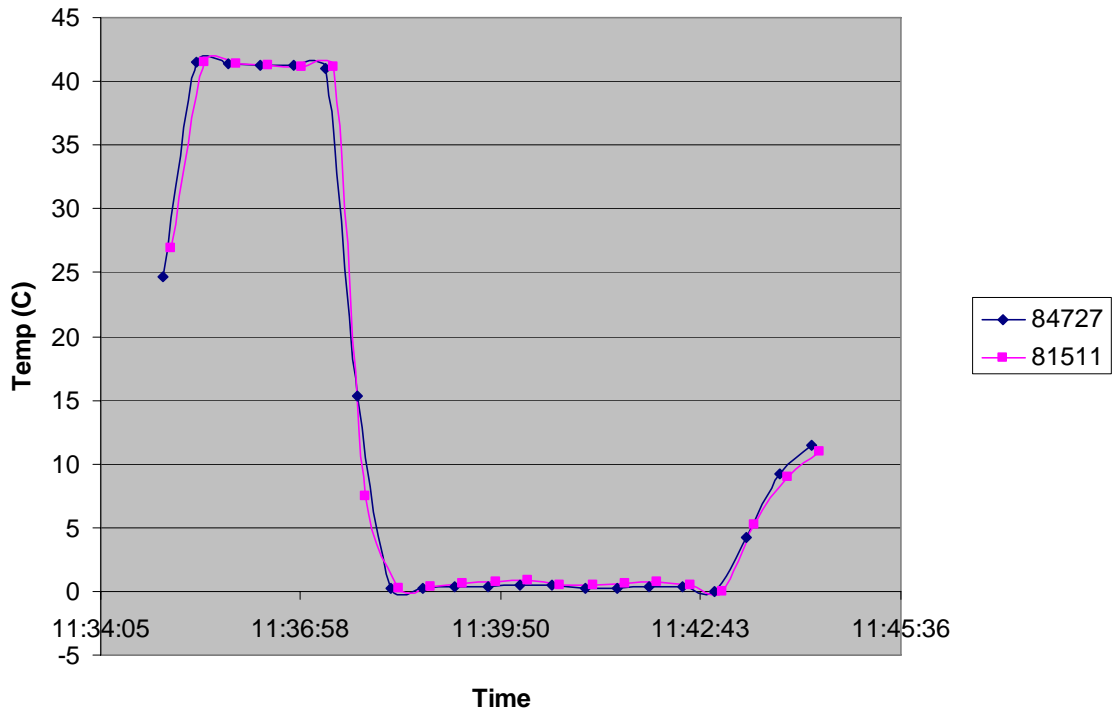
2/27/2006 3:00	13.98		2/27/2006 2:59	14.22
2/27/2006 3:30	13.98		2/27/2006 3:29	14.22
2/27/2006 4:00	13.98		2/27/2006 3:59	14.2
2/27/2006 4:30	13.98		2/27/2006 4:29	14.2
2/27/2006 5:00	13.98		2/27/2006 4:59	14.22
2/27/2006 5:30	13.98		2/27/2006 5:29	14.22
2/27/2006 6:00	13.98		2/27/2006 5:59	14.22
2/27/2006 6:30	13.96		2/27/2006 6:29	14.22
2/27/2006 7:00	13.98		2/27/2006 6:59	14.22
2/27/2006 7:30	13.98		2/27/2006 7:29	14.22
2/27/2006 8:00	13.98		2/27/2006 7:59	14.22
2/27/2006 8:30	13.98		2/27/2006 8:29	14.22
2/27/2006 9:00	13.98		2/27/2006 8:59	14.25
2/27/2006 9:30	13.98		2/27/2006 9:29	14.25
2/27/2006 10:00	13.98		2/27/2006 9:59	14.25
2/27/2006 10:30	13.98		2/27/2006 10:29	14.22
2/27/2006 11:00	13.98		2/27/2006 10:59	14.22
2/27/2006 11:30	13.98		2/27/2006 11:29	14.25
2/27/2006 12:00	13.98		2/27/2006 11:59	14.25
2/27/2006 12:30	13.98		2/27/2006 12:29	14.22
2/27/2006 13:00	14.01		2/27/2006 12:59	14.22
2/27/2006 13:30	14.01		2/27/2006 13:29	14.25
2/27/2006 14:00	14.01		2/27/2006 13:59	14.25
2/27/2006 14:30	14.06		2/27/2006 14:29	14.25
2/27/2006 15:00	14.01		2/27/2006 14:59	14.28
2/27/2006 15:30	14.01		2/27/2006 15:29	14.28
2/27/2006 16:00	14.01		2/27/2006 15:59	14.28
2/27/2006 16:30	14.01		2/27/2006 16:29	14.25
2/27/2006 17:00	14.01		2/27/2006 16:59	14.25
2/27/2006 17:30	14.04		2/27/2006 17:29	14.25
2/27/2006 18:00	14.04		2/27/2006 17:59	14.28
2/27/2006 18:30	14.04		2/27/2006 18:29	14.28
2/27/2006 19:00	14.04		2/27/2006 18:59	14.28
2/27/2006 19:30	14.06		2/27/2006 19:29	14.28
2/27/2006 20:00	14.06		2/27/2006 19:59	14.28
2/27/2006 20:30	14.06		2/27/2006 20:29	14.28
2/27/2006 21:00	14.06		2/27/2006 20:59	14.28
2/27/2006 21:30	14.06		2/27/2006 21:29	14.28
2/27/2006 22:00	14.06		2/27/2006 21:59	14.28
2/27/2006 22:30	14.06		2/27/2006 22:29	14.28
2/27/2006 23:00	14.04		2/27/2006 22:59	14.28
2/27/2006 23:30	14.04		2/27/2006 23:29	14.28
2/28/2006 0:00	14.04		2/27/2006 23:59	14.3
2/28/2006 0:30	14.06		2/28/2006 0:29	14.3
2/28/2006 1:00	14.04		2/28/2006 0:59	14.3
2/28/2006 1:30	14.04		2/28/2006 1:29	14.3
2/28/2006 2:00	14.04		2/28/2006 1:59	14.3
2/28/2006 2:30	14.04		2/28/2006 2:29	14.3
2/28/2006 3:00	14.04		2/28/2006 2:59	14.28
2/28/2006 3:30	14.04		2/28/2006 3:29	14.28
2/28/2006 4:00	14.04		2/28/2006 3:59	14.28
2/28/2006 4:30	14.04		2/28/2006 4:29	14.28
2/28/2006 5:00	14.04		2/28/2006 4:59	14.28
2/28/2006 5:30	14.04		2/28/2006 5:29	14.28
2/28/2006 6:00	14.04		2/28/2006 5:59	14.28

2/28/2006 6:30	14.01		2/28/2006 6:29	14.28
2/28/2006 7:00	14.01		2/28/2006 6:59	14.25
2/28/2006 7:30	14.01		2/28/2006 7:29	14.25
2/28/2006 8:00	14.01		2/28/2006 7:59	14.25
2/28/2006 8:30	14.01		2/28/2006 8:29	14.25

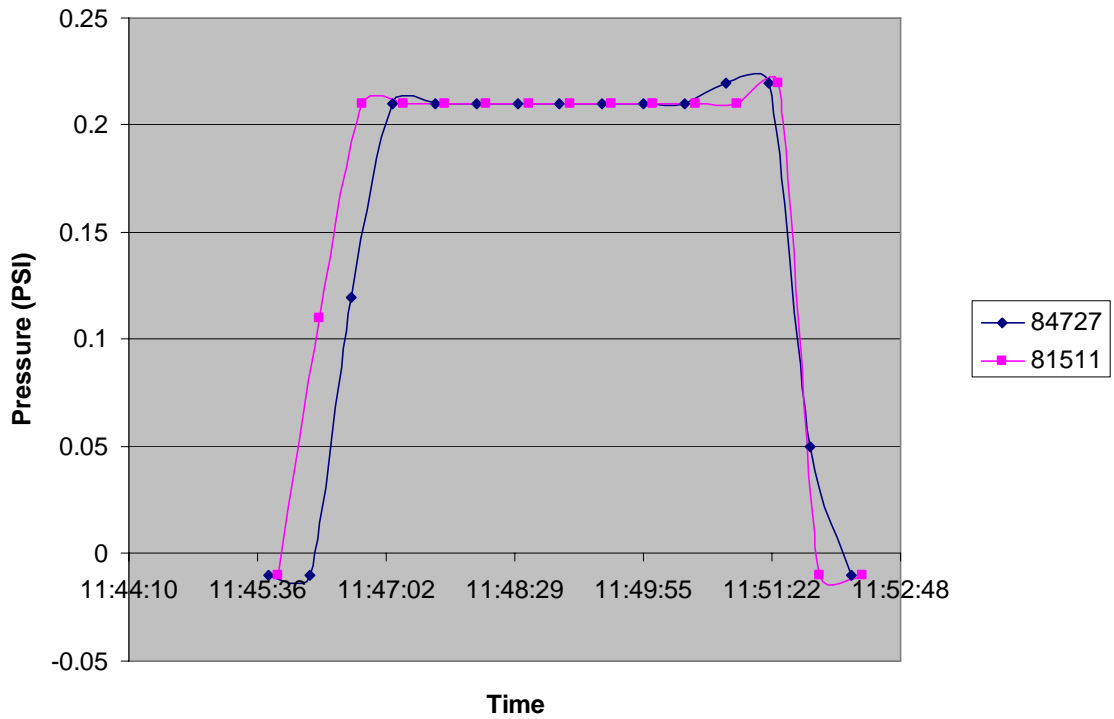
Appendix M: Graphical Data From SMR's



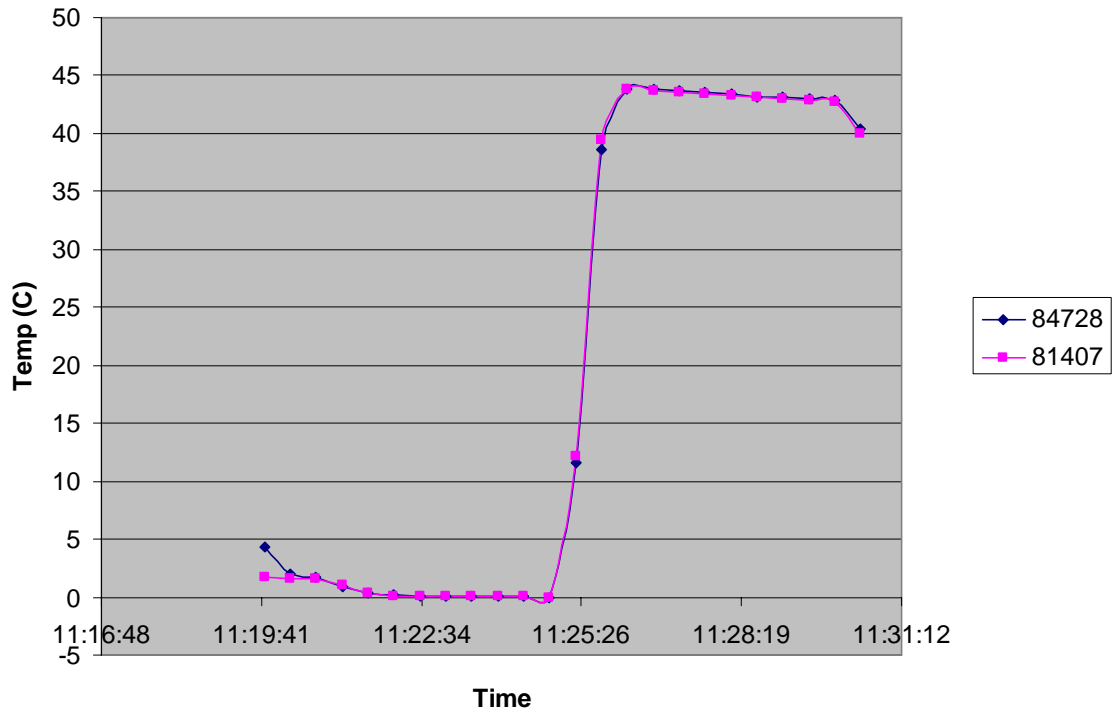
Temperature Reliability Test 2



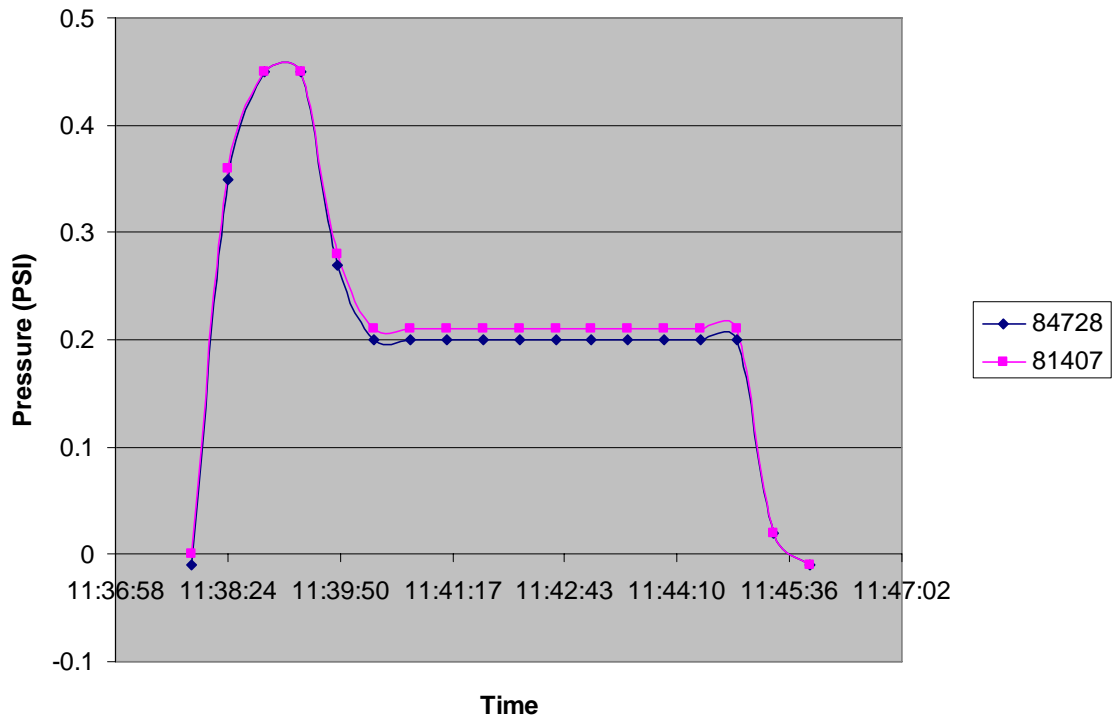
Pressure Reliability Test 2



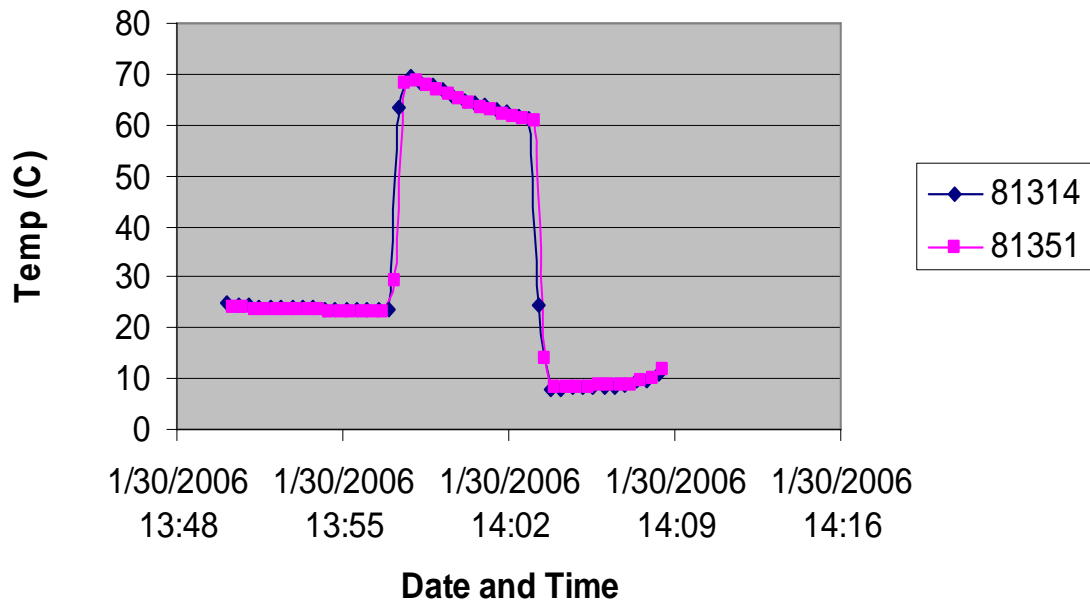
Temperatue Reliability Test 3



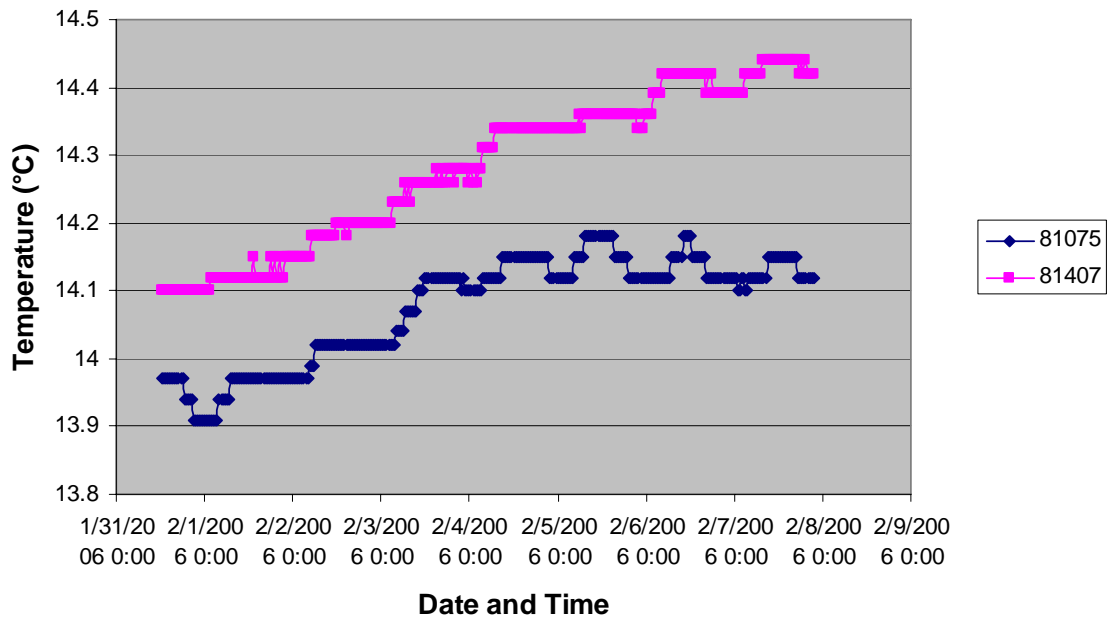
Pressure Reliability Test 3

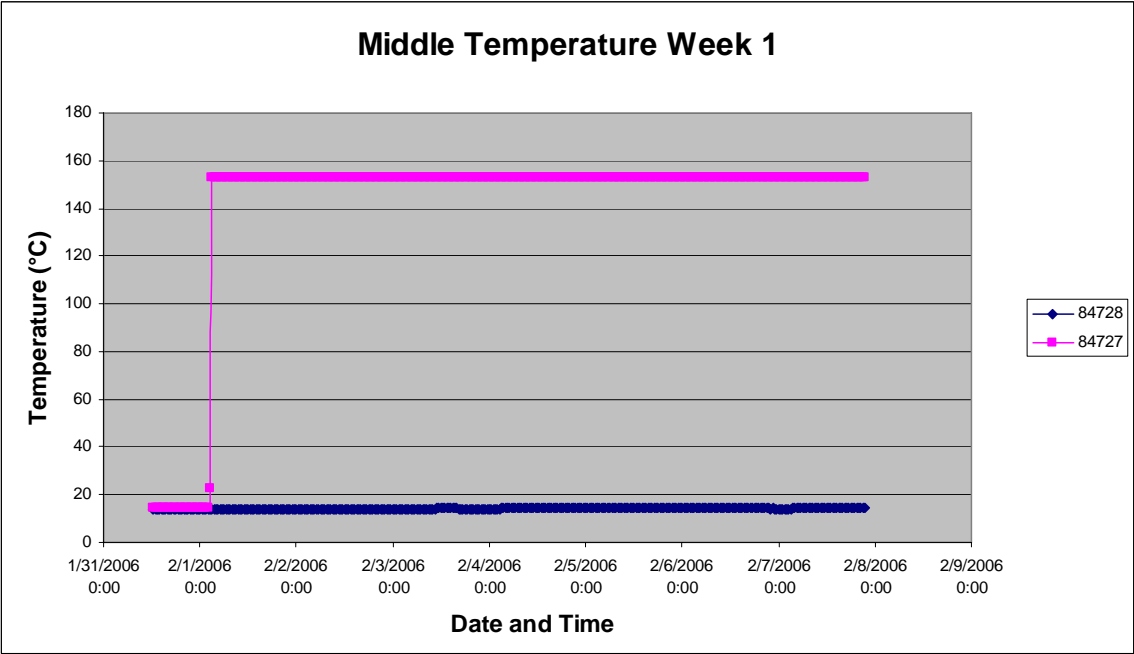
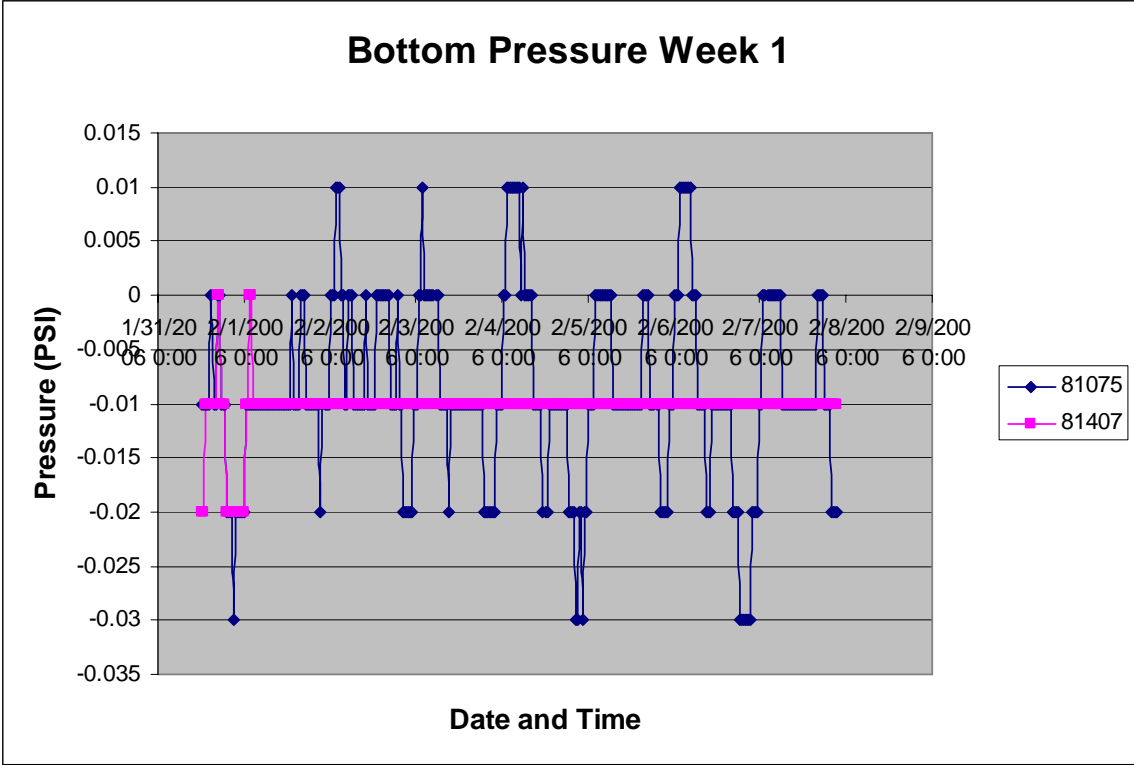


Temperature Reliability Test 4

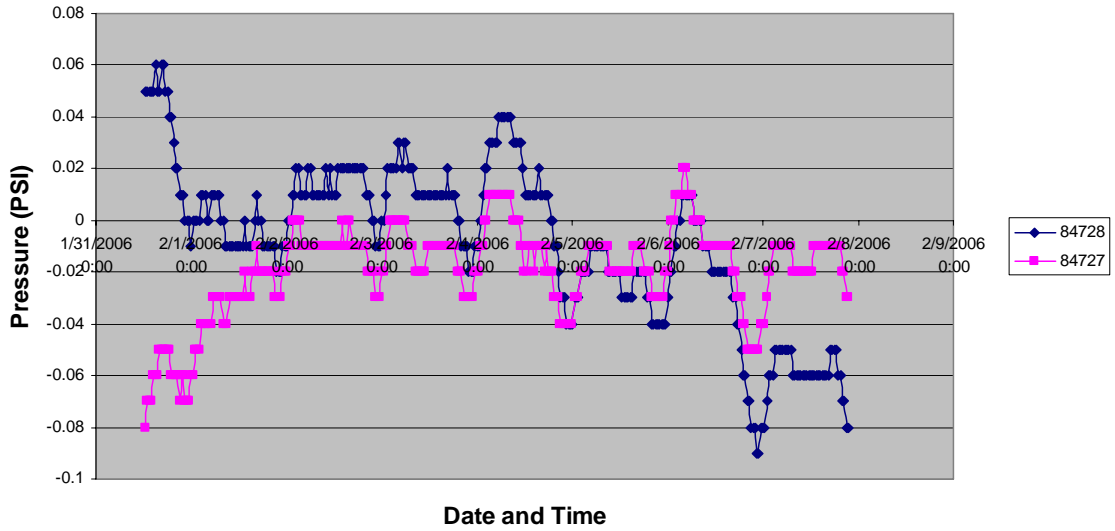


Bottom Temperature Week 1

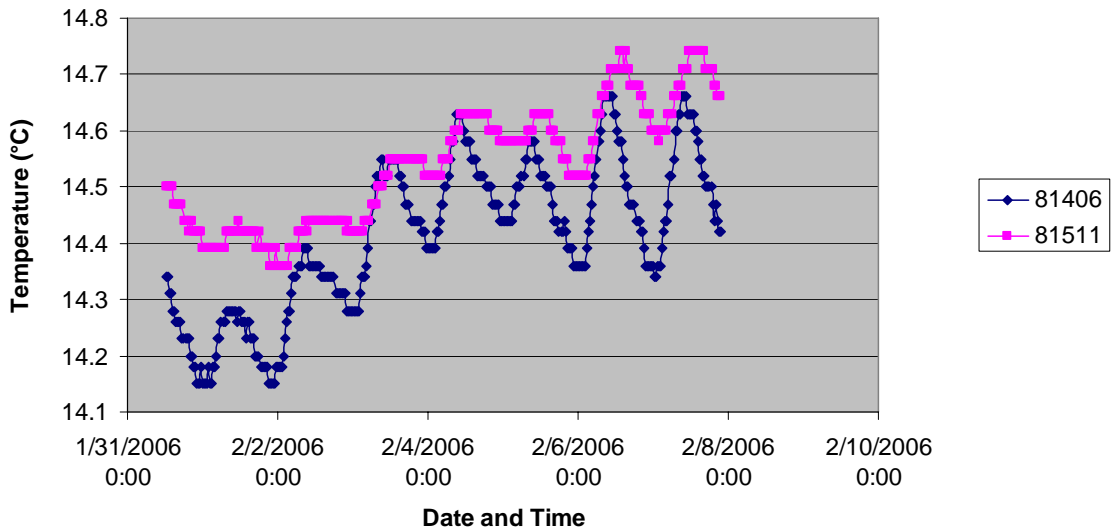


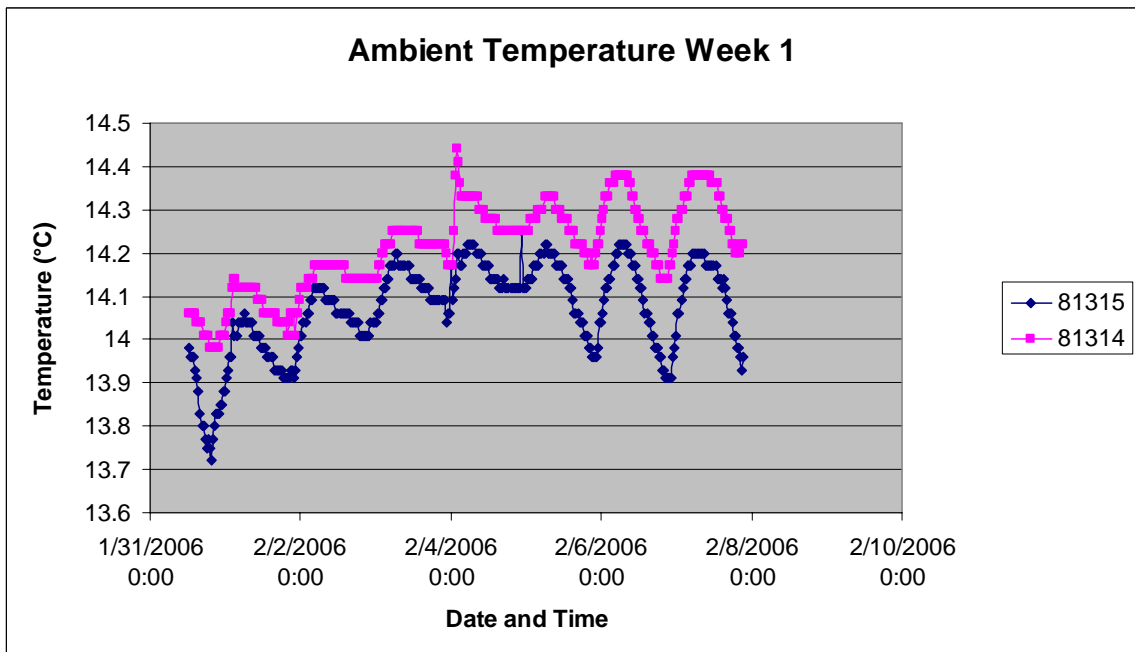
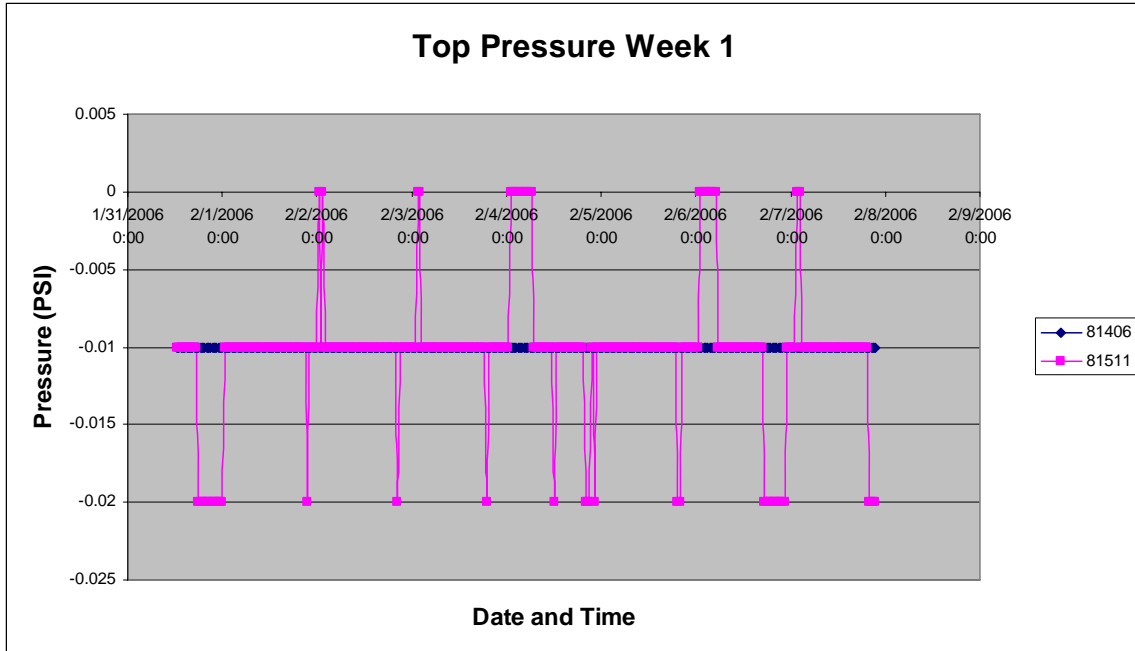


Middle Pressure Week 1

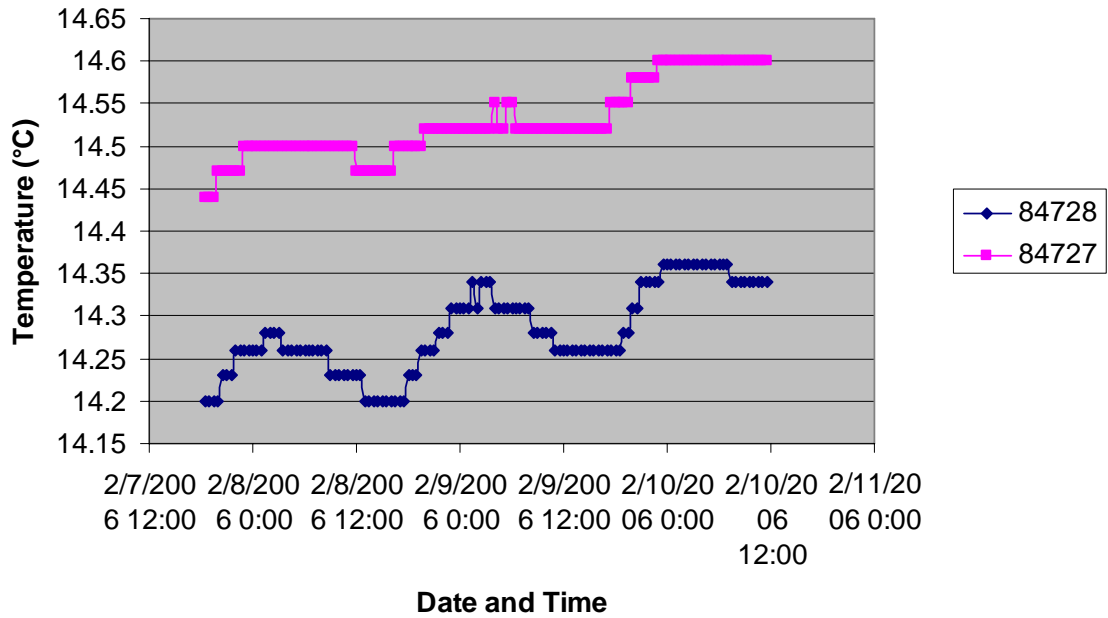


Top Temperature Week 1

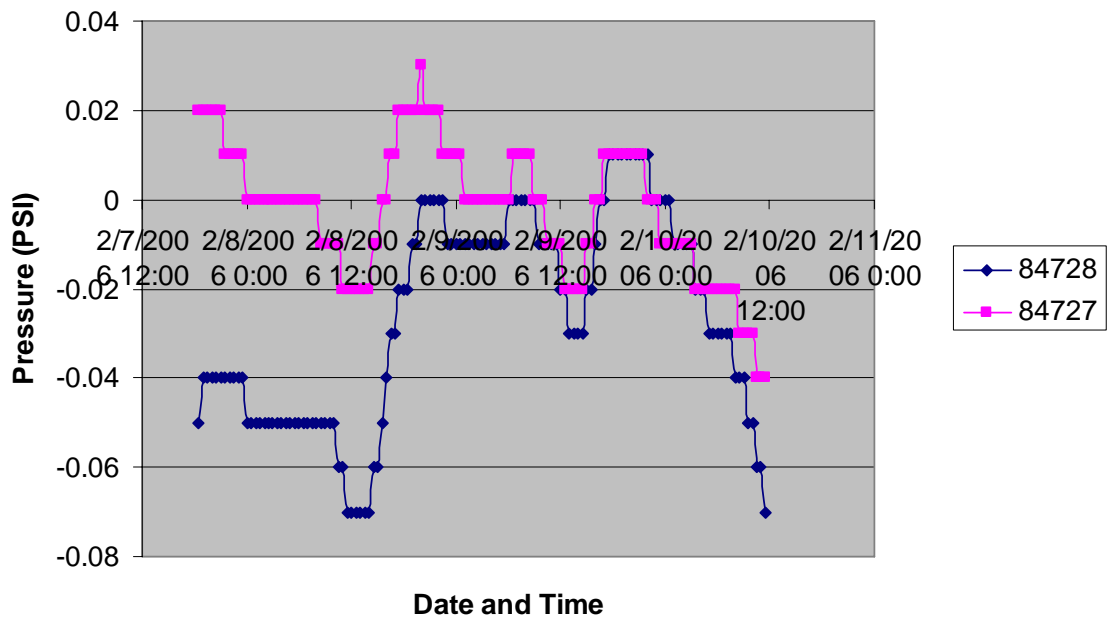




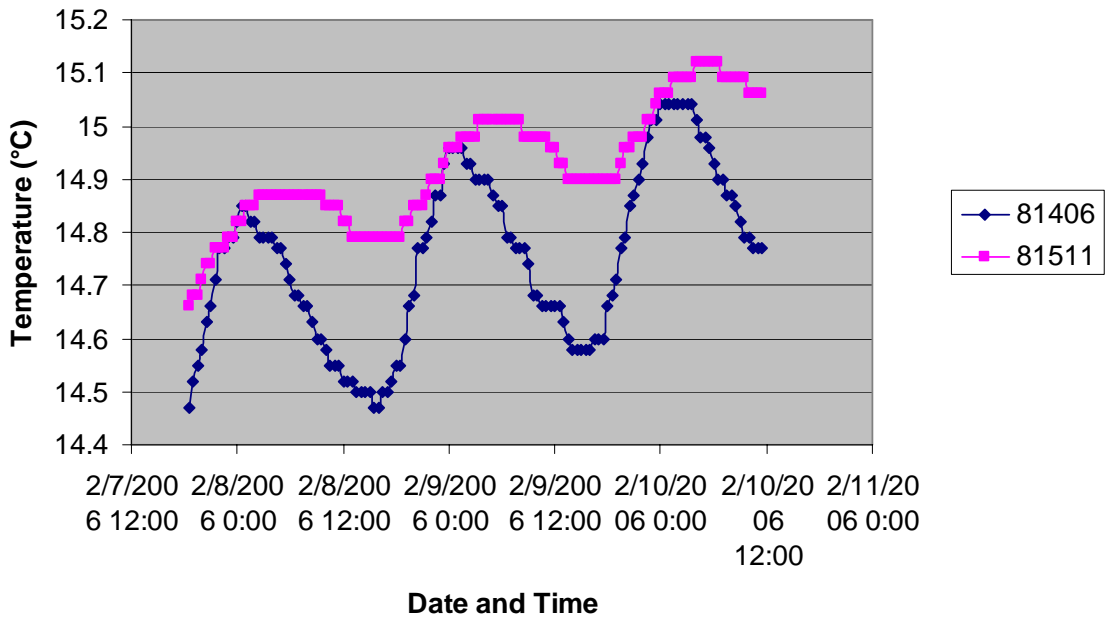
Middle Temperature Week 2



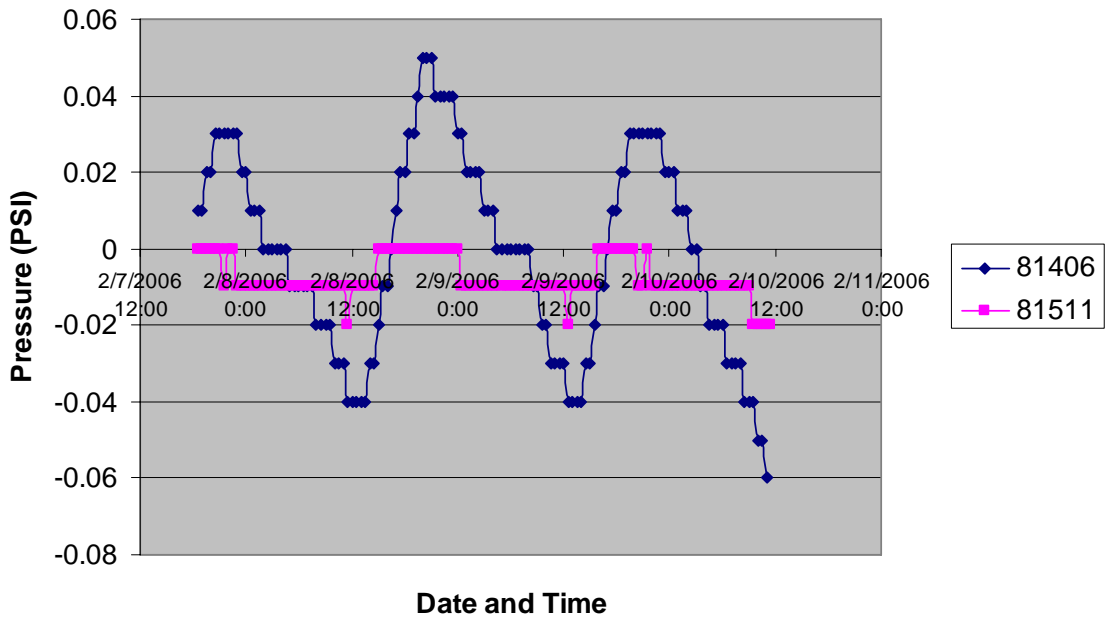
Middle Pressure Week 2



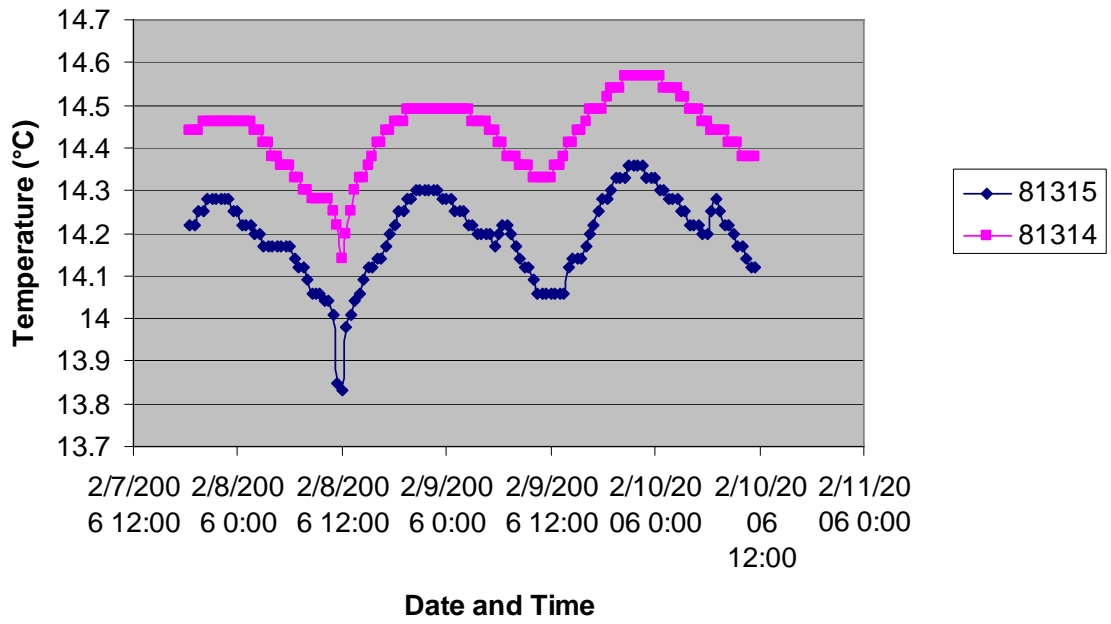
Top Temperature Week 2



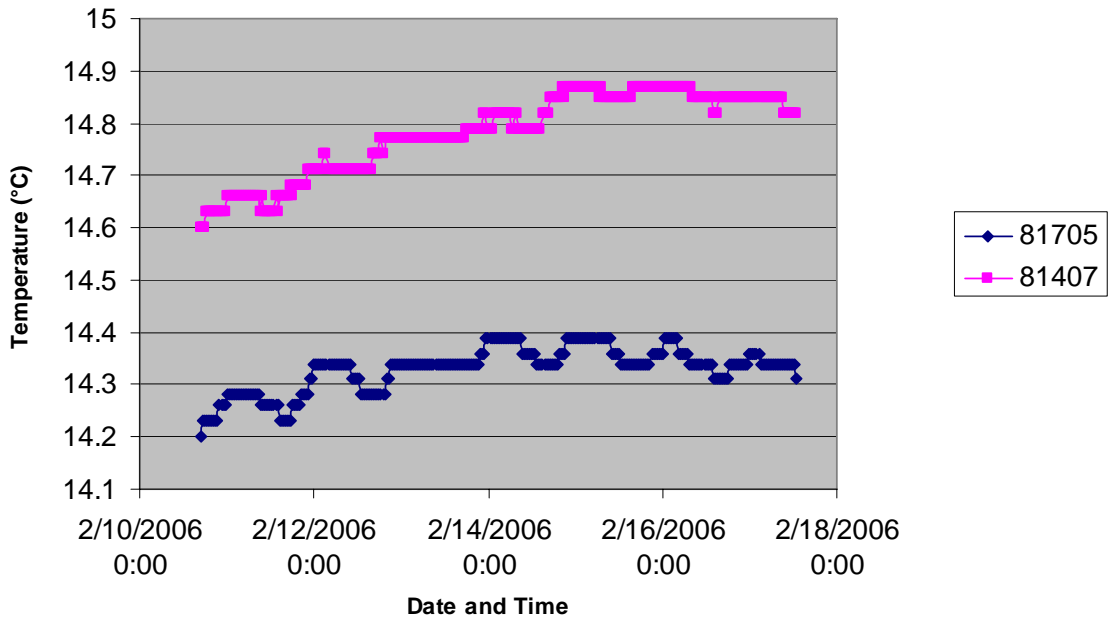
Top Pressure Week 2



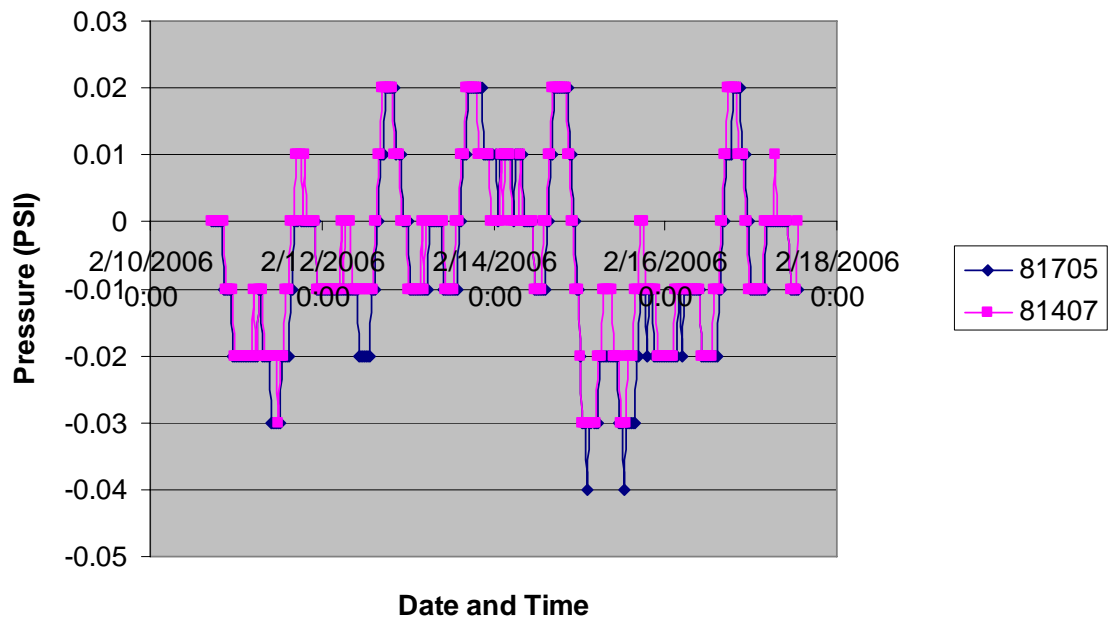
Ambient Temperature Week 2



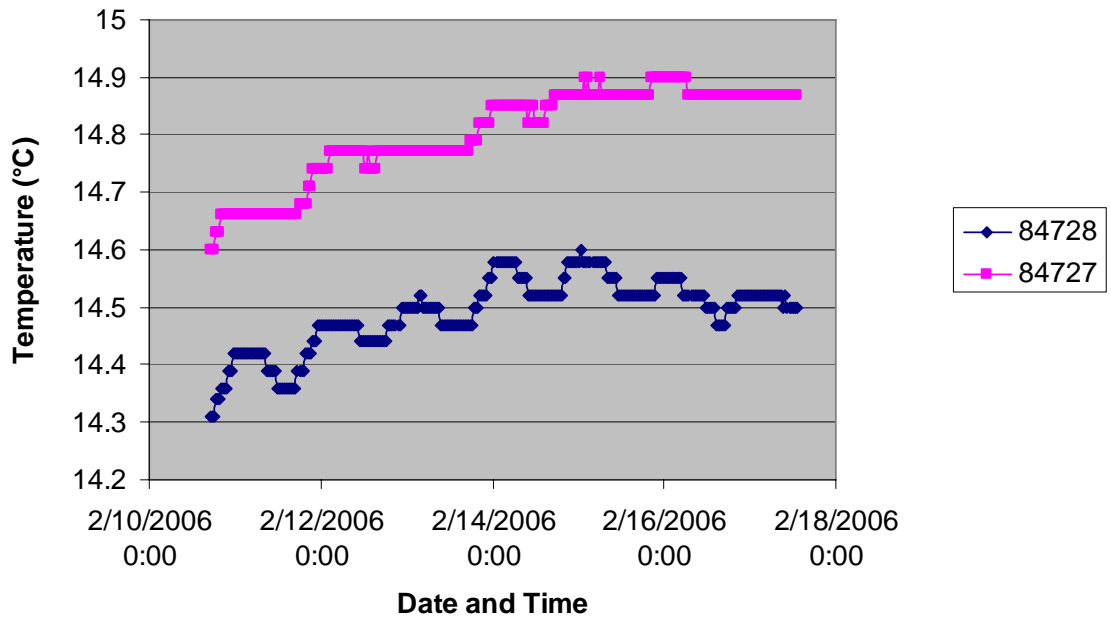
Bottom Temperature Week 3



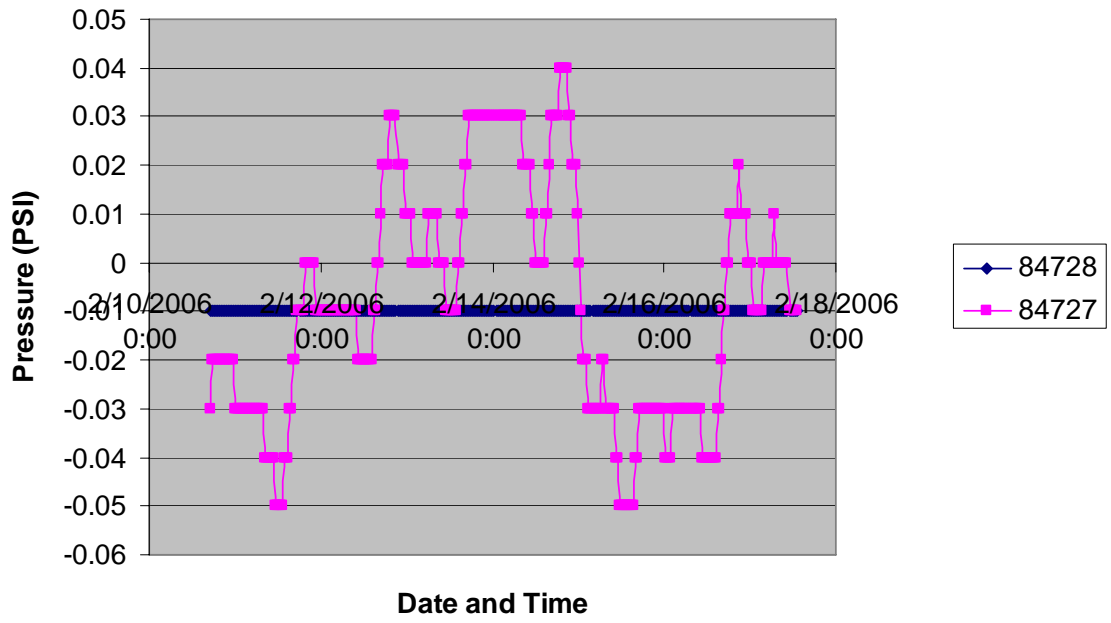
Bottom Pressure Week 3



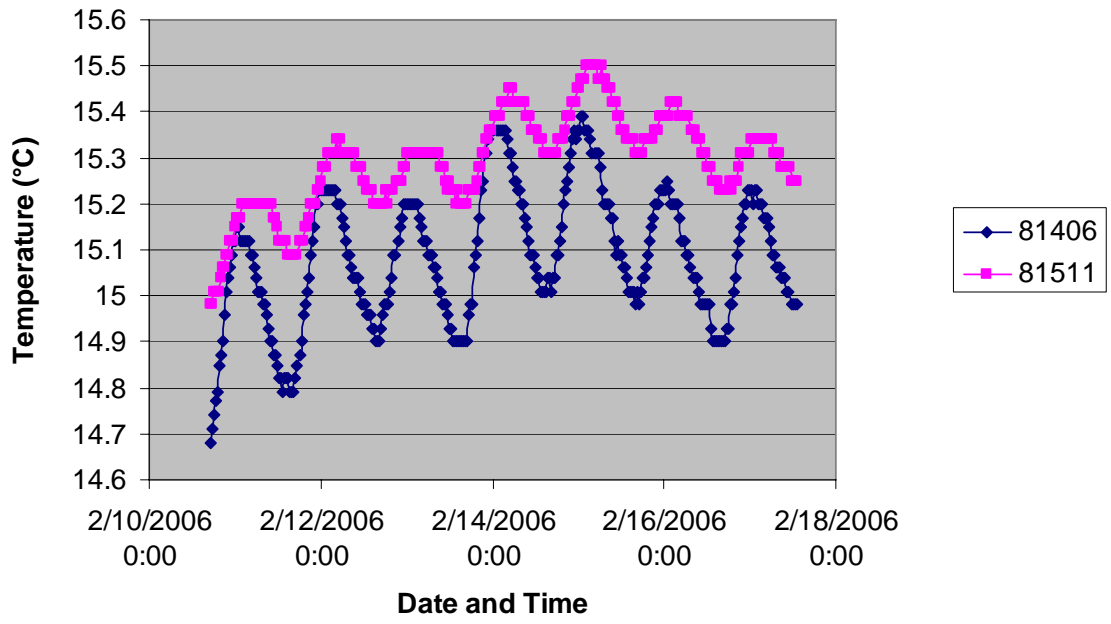
Middle Temperature Week 3



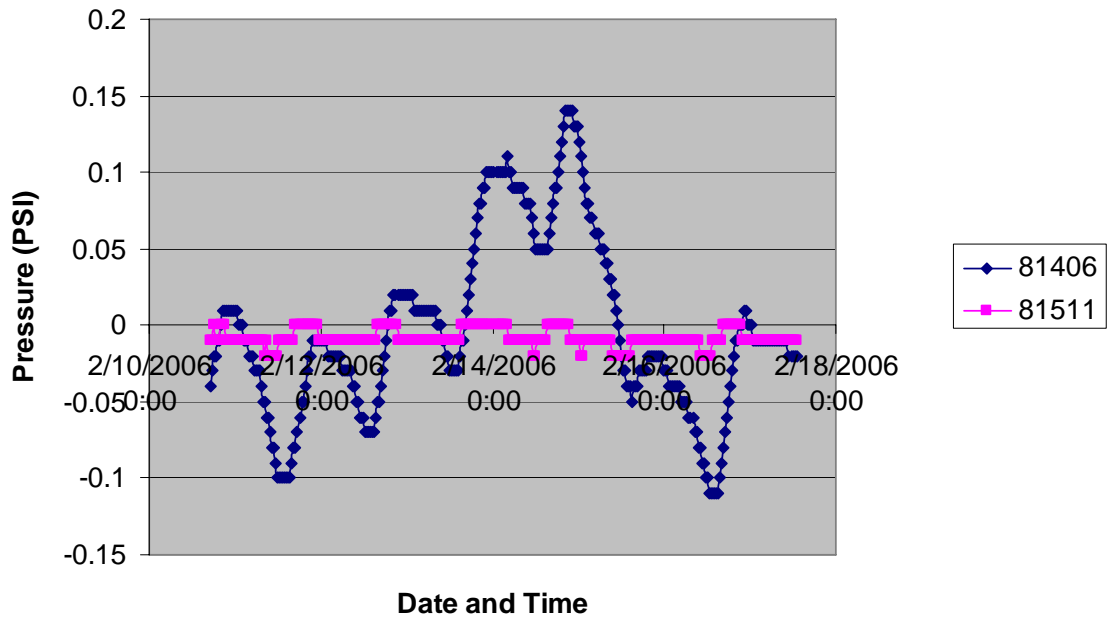
Middle Pressure Week 3



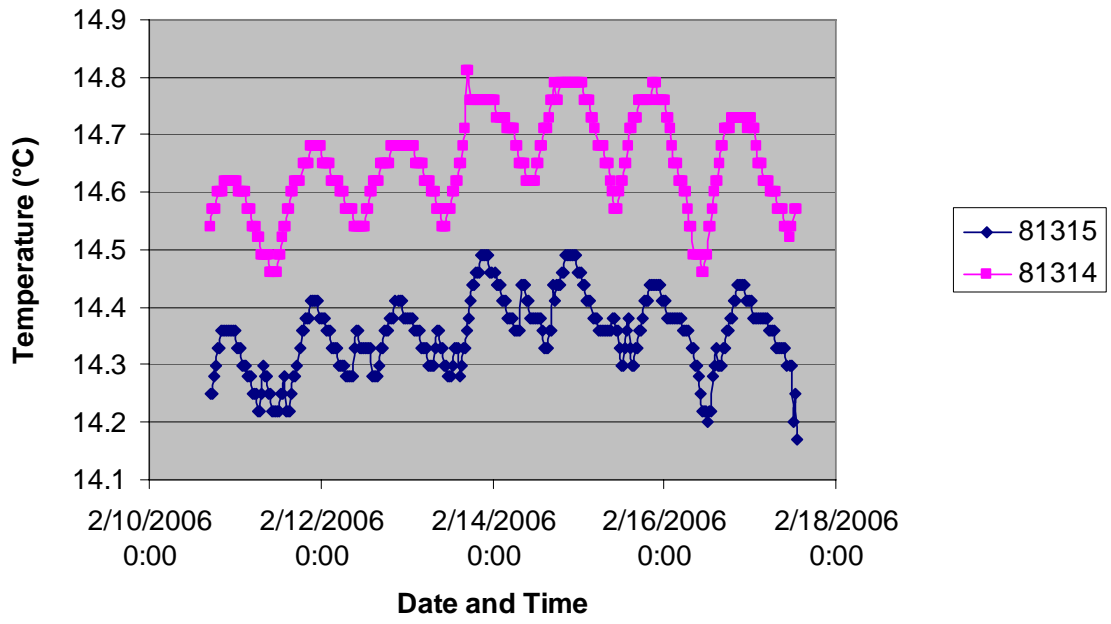
Top Temperature Week 3



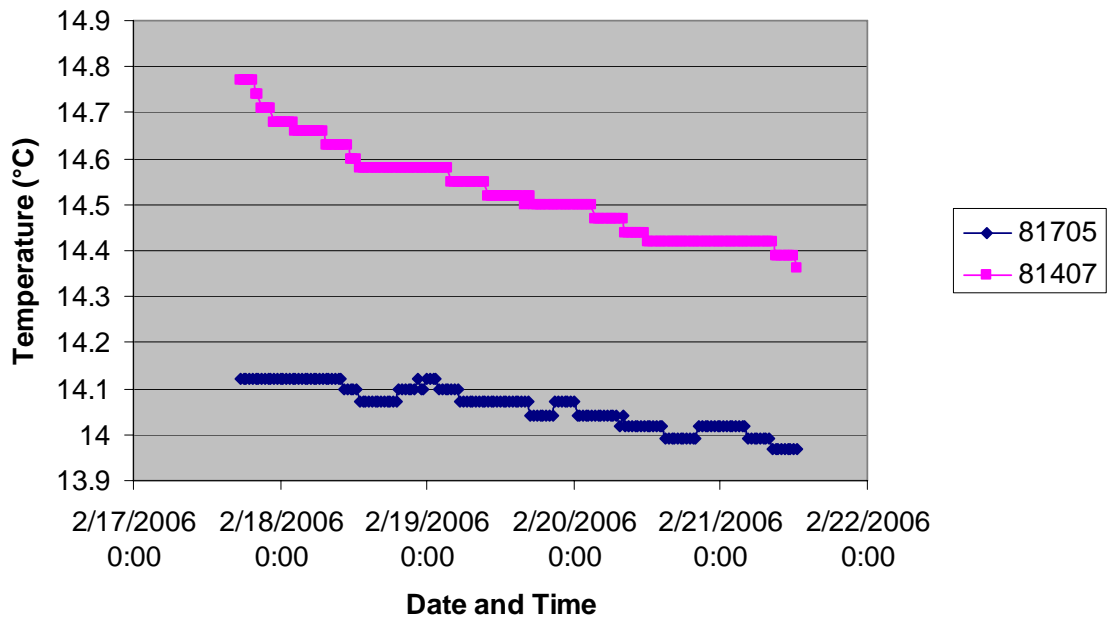
Top Pressure Week 3



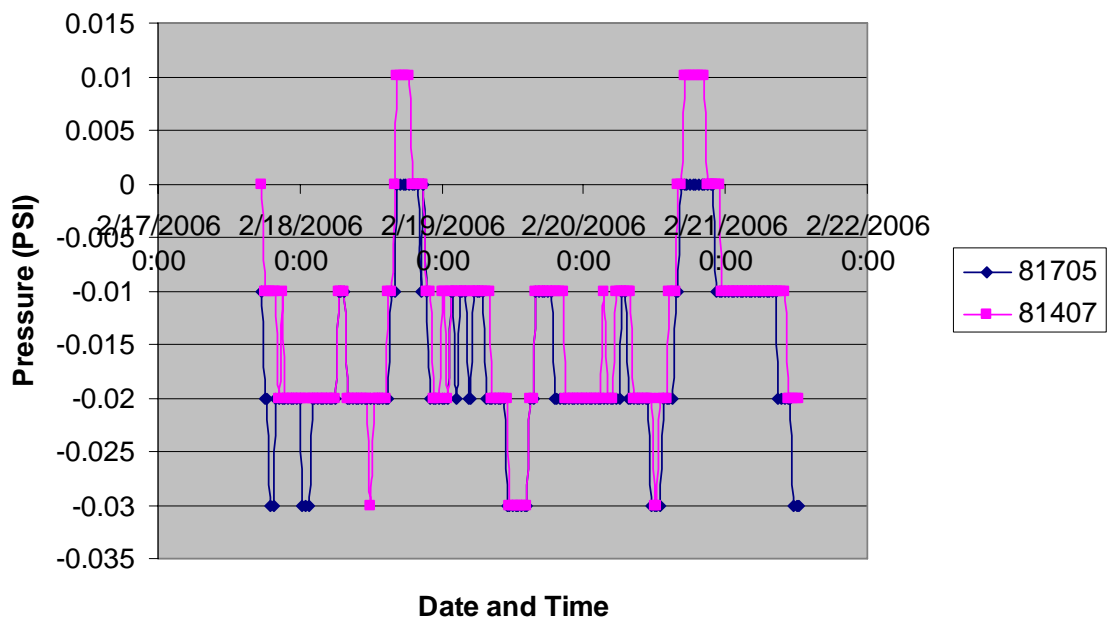
Ambient Temperature Week 3



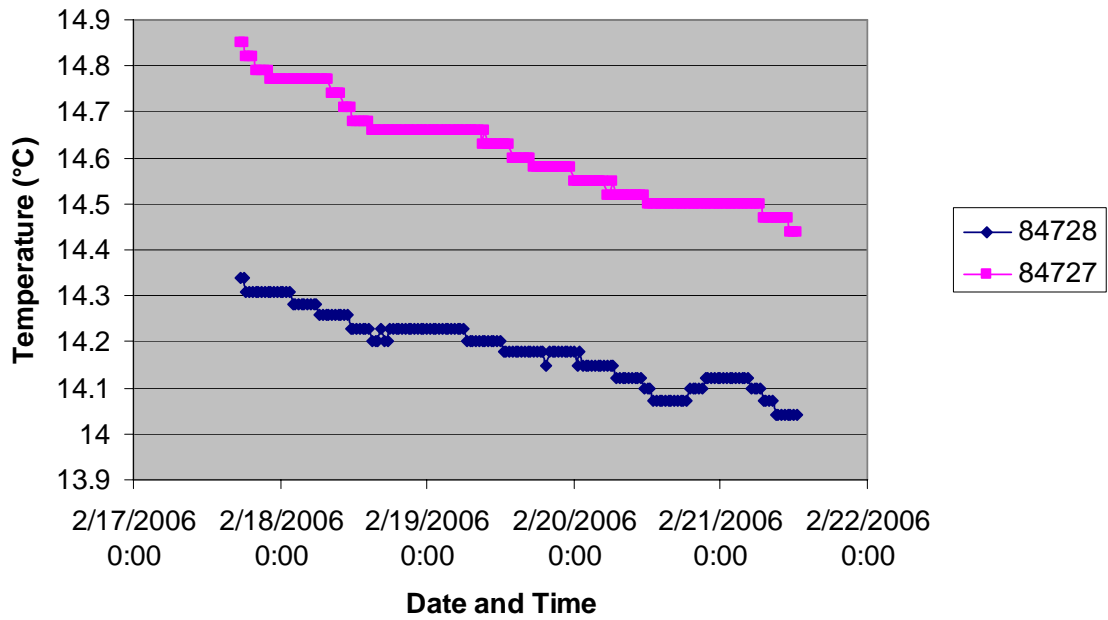
Bottom Temperature Week 4



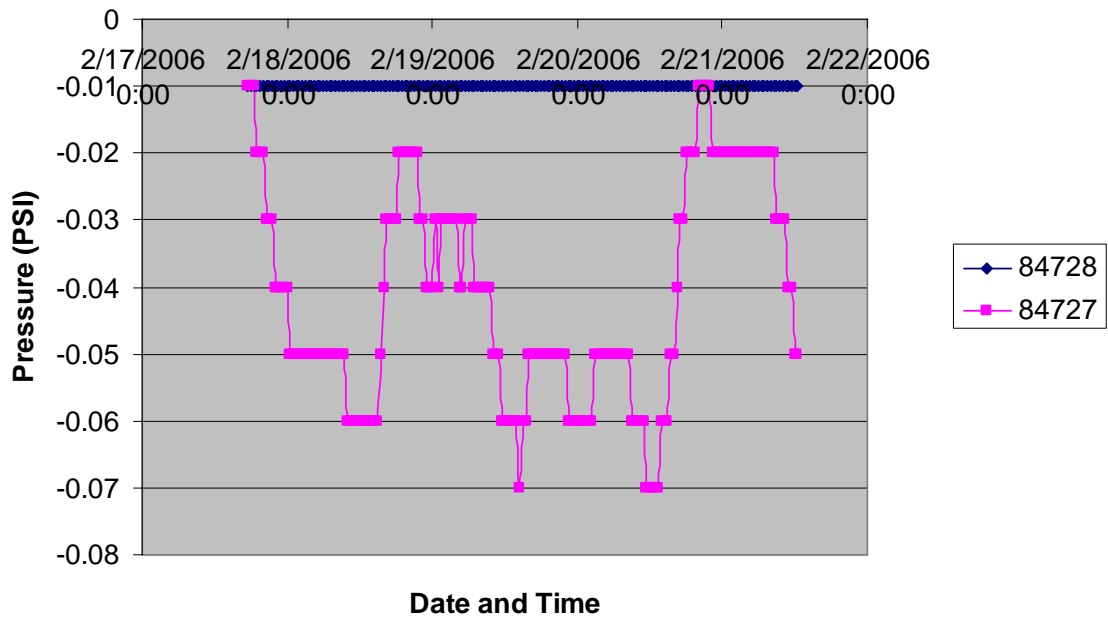
Bottom Pressure Week 4



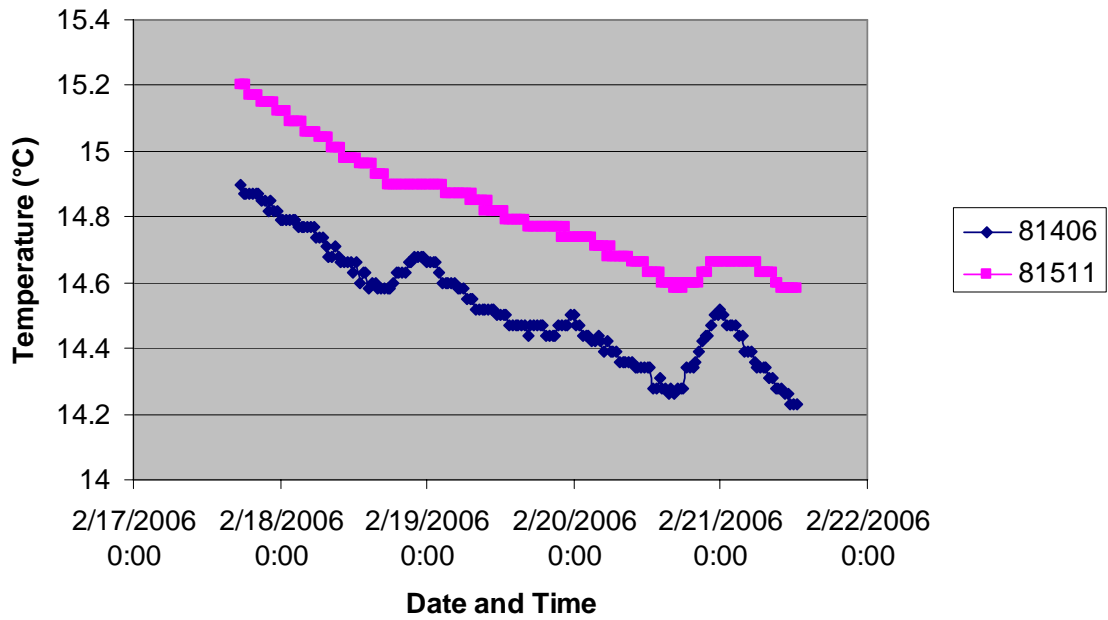
Middle Temperature Week 4



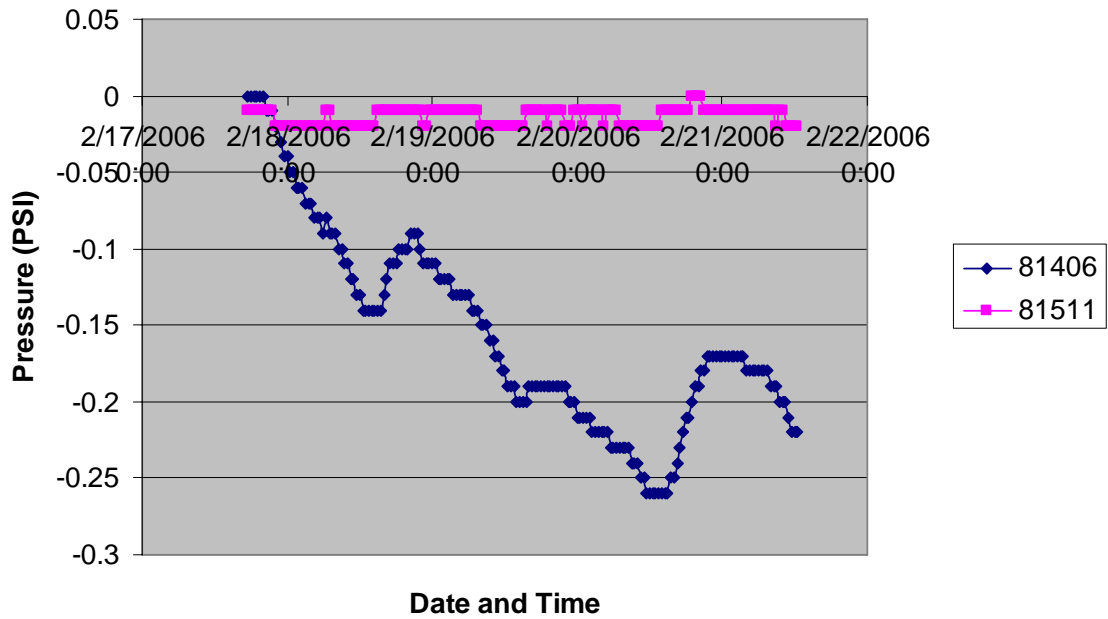
Middle Pressure Week 4



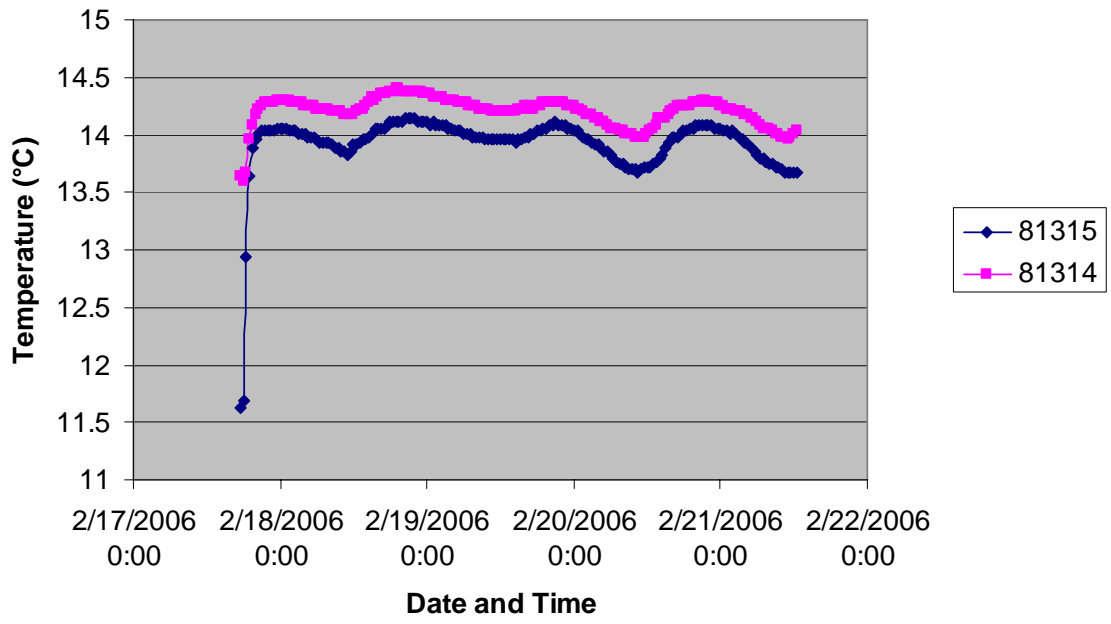
Top Temperature Week 4

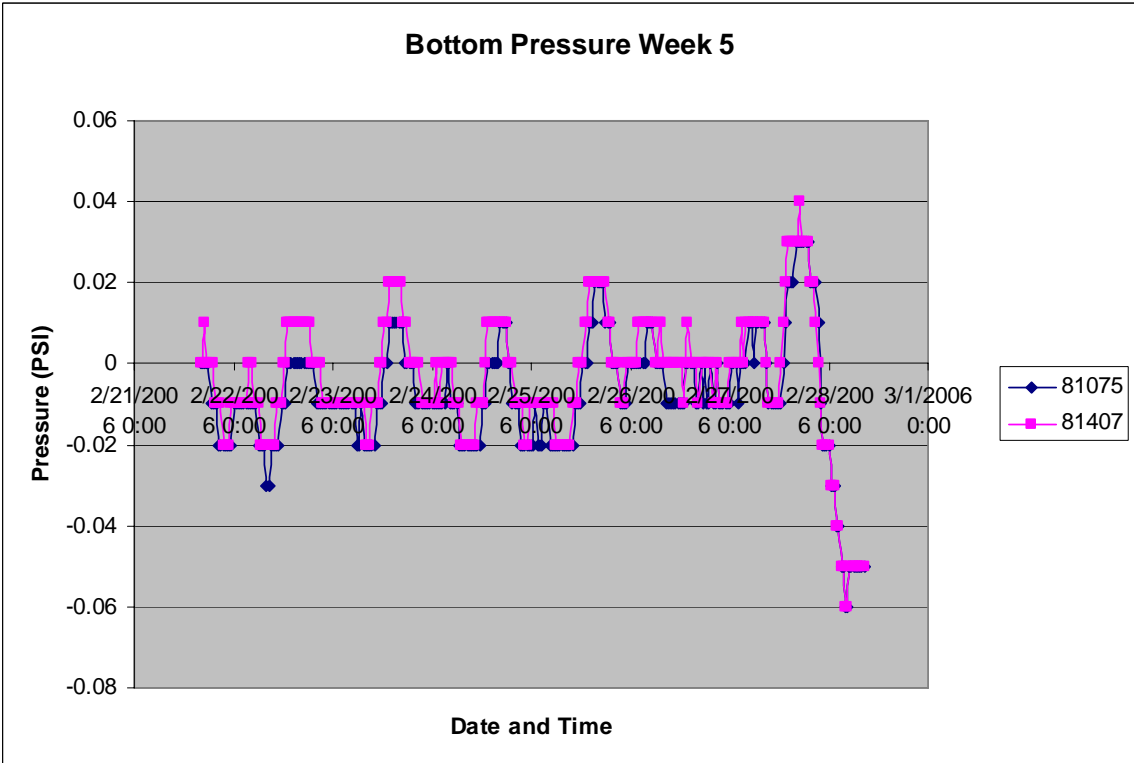
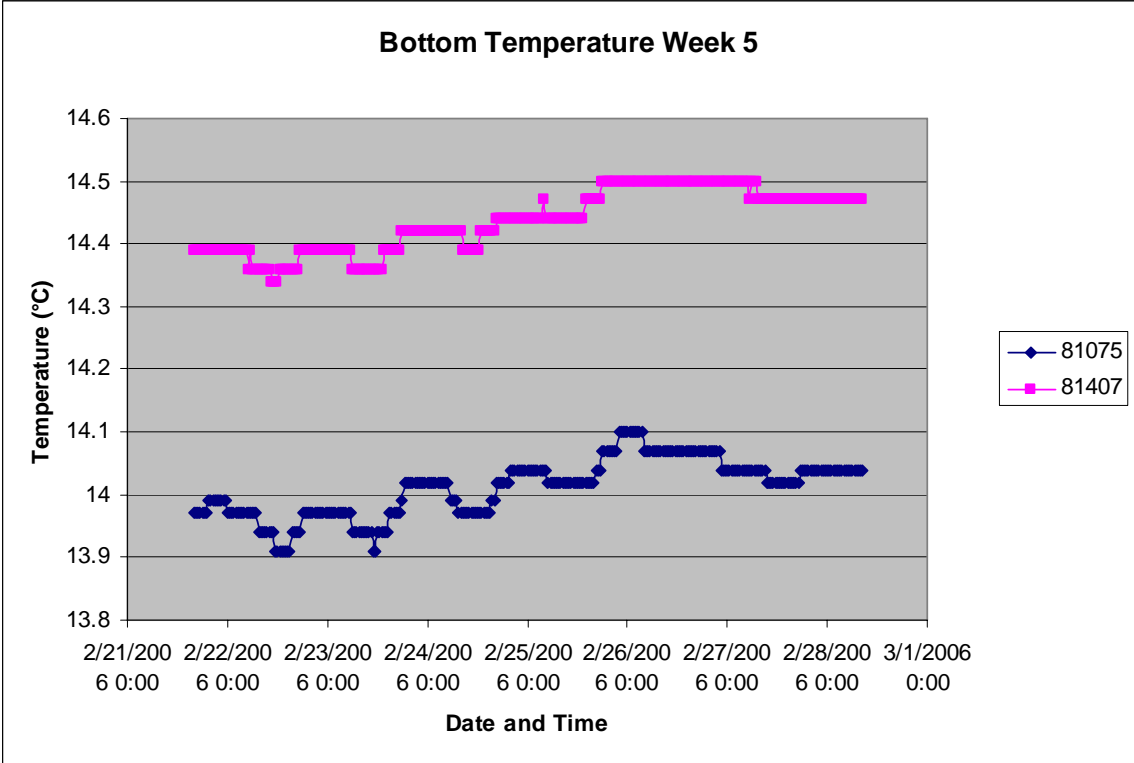


Top Pressure Week 4

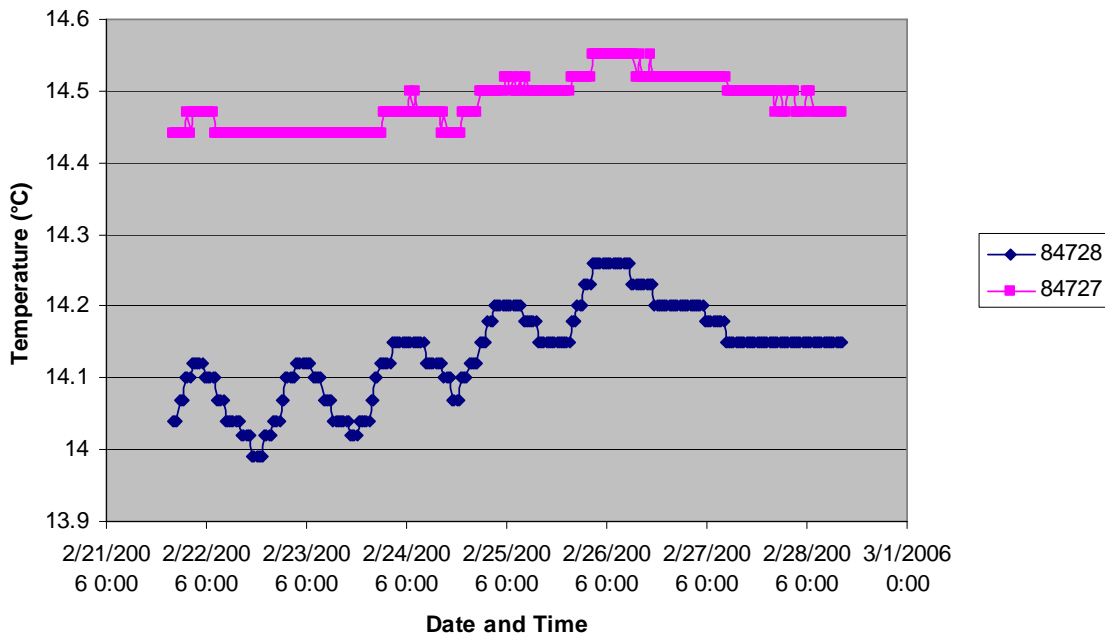


Ambient Temperature Week 4

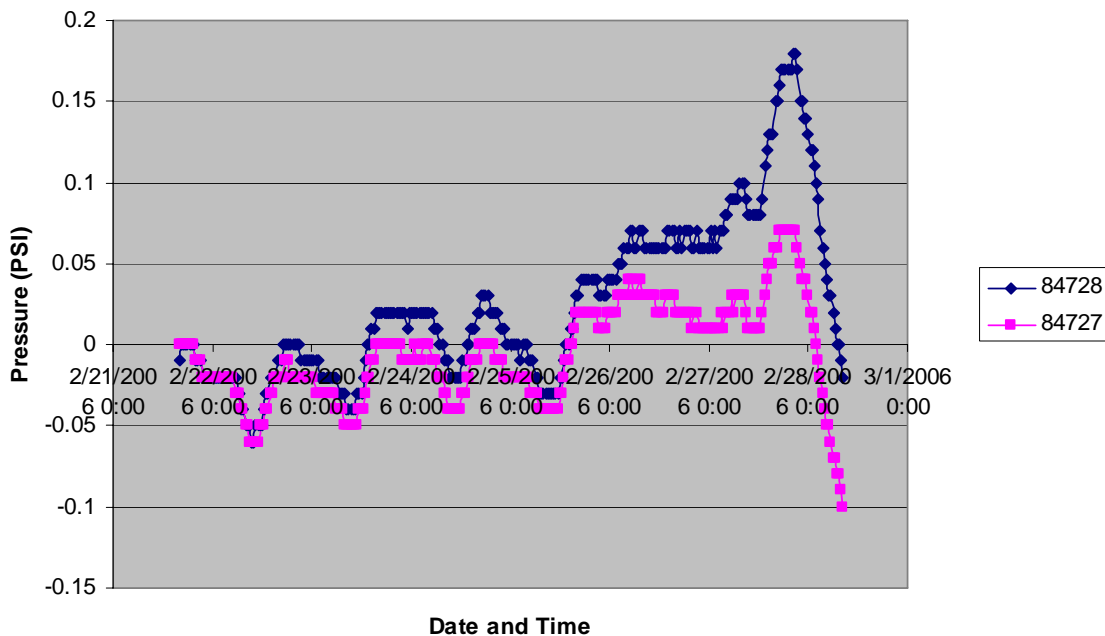


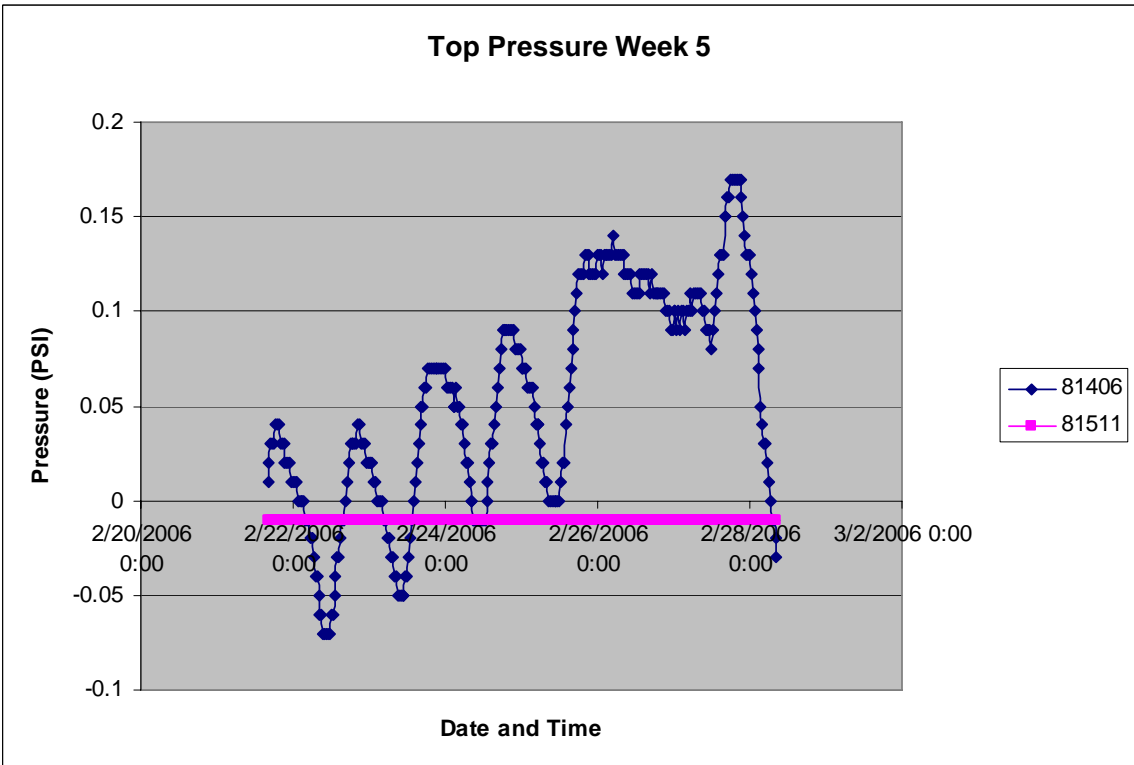
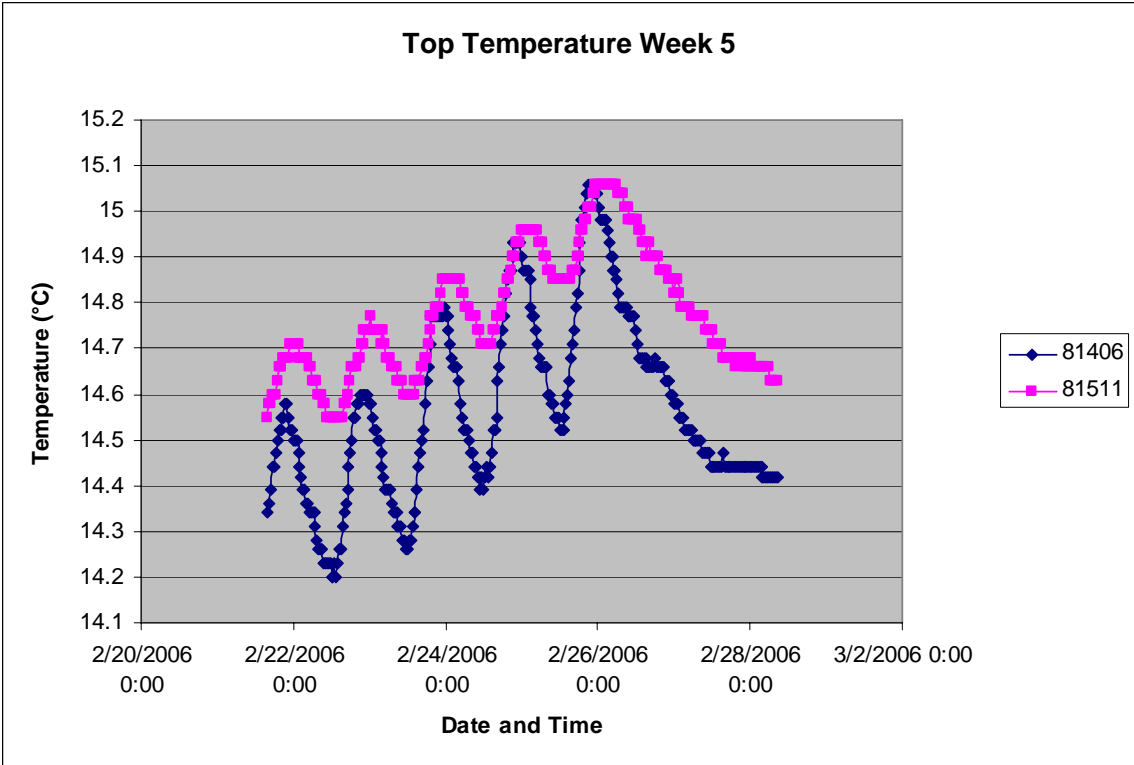


Middle Temperature Week 5



Middle Pressure Week 5





Ambient Temperature Week 5

