

**The ASSISTments Project: Comparing Different Tutoring
Strategies**

An Interactive Qualifying Project Report

Submitted to the Faculty of

WORCESTER POLYTECHNIC INSTITUTE

In partial fulfillment of the requirements for the

Degree of Bachelor of Science

By

Nguyen Le

Loc Nguyen

Date: May 5th, 2016

Professor Neil Heffernan, Advisor

1. ABSTRACT

This Interactive Qualifying Project was design to find out which method of tutoring in Mechanical Physics would help the students master the materials better. The project contains sets of Physics problems covering free fall, simple motion and projectile motion. Each problem was designed with one of three ways in tutoring: hints with steps from WPI students, video hints or solutions from Holy Name High School students. The study was performed by using ASSISTments to assign problems to students with random type of hint. Data from the experiments was analyzed in order to find of which method of hints yields better results in term of students' learnings.

2. ACKNOWLEDGEMENT

Our Interactive Qualifying Project would have never been possible had it not been for so many fantastic and helpful individuals from WPI community as well as the Holy Name high School. First, we want to express our special thank to Professor Neil Heffernan for being a great leader of the ASSISTments program. Also, special thanks to Mrs. Cristina Heffernan and Mr. Eric Vanlnwegen for all the excellent and necessary guidance and feedback from the beginning to the final step of the long term project and also warm and cheerful project advisors. We would also want to show our great appreciation to Mrs. Maureen Connolly, (3 other students) from Holy Name high School. Their professional cooperation has been a joy to work with. We also thank to the ASSISTments development team for helping maintain the system properly. Last but not least, we would like to thank the teachers and students who spend their valuable time completing the problem sets with their best efforts. Again, our IQP team has always grateful for all the contributions of the aforementioned individuals.

3. TABLE of CONTENT

Contents

1. ABSTRACT.....	1
2. ACKNOWLEDGEMENT.....	2
3. TABLE of CONTENT	3
4. INTRODUCTION	4
4.1 THE ASSISTMENTS SYSTEM.....	4
4.2 HOLY NAME HIGH SCHOOL VISIT.....	4
5. CONTENT	5
5.1 Variablized Templates Design	5
5.1.1 A-term progress	5
5.1.2 B-term progress	7
5.2 Study Problem Set Structure Design	9
6. EXPERIMENTS.....	12
6.1 Website for Study	14
6.1.1 Website for Teacher.....	14
6.1.2 Website for Student.....	15
6.2 Study	15
6.2.1 Study 1: Business as usual (control) vs Best Worked Example (treatment).....	16
6.2.2 Study 2:Business as usual (control) vs Mixed Worked Examples (treatment).....	25
6.2.3 Study 3:Business as usual (control) vs Mixed Student Work and Video (treatment) ..	36
6.2.4 Study 4:Business as Usual (Control) vs Student Video (Treatment).....	39
7. RESULT.....	42
8. CONCLUSION	43
References	44
Appendix.....	44
Appendix A - Skillbuilder Grouping	44
Appendix B - Variablized Templates.....	54

4. INTRODUCTION

The ASSISTments system is a skill building and researching tool developed by Worcester Polytechnic Institute in collaboration with Carnegie Mellon University. Teachers to analyze how well the students master the materials or to plan their instructions to help students overcome the difficulties they are having with the materials can use ASSISTments. Students can also use it as a skill-building tool by providing intelligent tutoring assistances.

The first step of this project is to create sets of variablized problem templates, which include necessary skills for Projectile Motion Physics such as free fall, simple motion and two-dimensional motion. Team members listed all the topics related to solving the projectile motion problems and divided them into sub-topics, which covers all the skills needed to complete the problem. Under instructions from our project advisor, 27 complete variablized sets of problem were created for the skills listed.

After having finished building and creating contents, we also conduct a study to determine which method of tutoring has a positive effect on students in term of understanding a particular skill. Each student is randomly assigned problem either with the hint from our team members, the written hint from Holy Name High School's students, or the video hint from Holy Name High School's students. We then assign all the participated students a post-test problem to test their understanding of the skill.

4.1 THE ASSISTMENTS SYSTEM

ASSISTments began as an idea of an intelligent tutoring system from Neil Heffernan and Ken Koedinger. During the years, thousands of students from Maine and Massachusetts have used ASSISTments. Not only assists students to understand the skill, ASSISTments also grants teachers an easy but effective methods of assessing their students' performances. Different topics and contents were built on ASSISTments system, which helps students master hundreds of different skills on various areas. Recently, ASSISTments also lets teachers assign problems in a google classroom format, which gives students an even quicker way to access their homework.

4.2 HOLY NAME HIGH SCHOOL VISIT

We are given opportunity to visit Holy Name high school to collect data for our study, and also test and observe how the our content being used by actual students. In terms of data collection, crowdsourcing is our main method of getting the main information from the students. For the purpose of our study, we have two way of crowdsourcing. First, we asks the teacher to assign the exact same questions in our problem set to their students, and at the end of each question, there will be an extra show-your-work question that asks the students to show their thinking process by uploading a picture of their work or even just anything that explains how to

approach the problem. Our second type of crowdsourcing is to work in team with 3-4 students who demonstrated strong interest in the subject. Specifically, we assign those students with certain problems that needs visual explanation and ask them to make videos explaining their approach in the problem. In other words, the explanation videos are, to some extent, similar to those by Khan Academy's, but they are allowed to be as creative as the students want them to be.

Also, this testing and observing period at Holy Name also help us in identifying several defects in our ASSISTments contents. For example, we are able to go back to the problem and fix some wrong answers and technical mistakes in our content thanks to the explanation of the students. Also with the invaluable help of Eric, who had a lot of interaction and experiences working with middle and high school students, we are able to improve our wording and terminology to make our contents easier to approach for the target students.

5. CONTENT

Our project starts by familiarizing ourselves with the existing types of problems in the system and learning how to create variablized templates via the introductory site created by Eric. Then under Cristina's instruction, we are able to explore and investigate the existing problems in edit mode in order to gain a more thorough understanding of the expectation for a certified ASSISTments problem. Simultaneous to the familiarizing process, our team also brainstorms and decided to build contents for introductory materials for Physics, specifically 2 Dimensional Projectile Motion and all the previous knowledge leading to that type of problem. Finally, we utilize our experiences in the first two weeks of to create a variety of different templates to test our understanding and then modify those templates to meet the requirement of ASSISTments of a certified template.

5.1 Variablized Templates Design

The ASSISTments system already has hundreds of problems organized in ASSISTments Certified problem sets folder, which makes it easier for the user to find the specific skills they are looking for. Users can take advantage of pre-built variablized problems to create their own templates by clicking the button copy. Users also have an option of building their templates from scratch to serve the purpose of the problem sets.

5.1.1 A-term progress

The first task in our IQP is to brainstorm about a specific academic content targeting High School and First Year College Student and build as many templates as possible. After the first week, our team decides to create skillbuilder to help student tackle the projectile motion problem in Mechanics Physics. Our skillbuilders do not require any background knowledge from

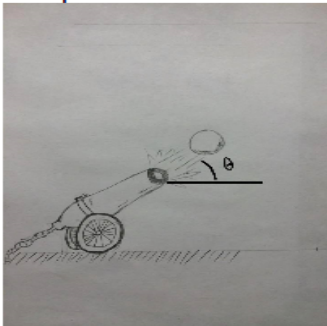
the students and all the problem are algebra and common trigonometry. Before tackling some real problems in projectile motion, students will also have a chance to review on the basic content about horizontal motion and vertical motion that are related to the path of a projection. All the problems are set with “algebraic and numeric” answer. Mechanistically, it requires the students to work out the solution and enter the answer numerically with a tolerance of +/- 0.01. Also, we do not build content for conceptual materials for this topic since we assume that the students will better understanding of the concepts by practicing more problems.

Assignment: Problem #PSA7455

Problem ID: **PRA7455** [Comment on this problem](#)

A ball is fired from a cannon on the ground at an angle of $\theta = 58.00^\circ$. The cannon ball's initial velocity is 8.00 m/s.
The ball hits the ground after 8.00 seconds.

How far (horizontally) does the cannon ball travel before it hits the ground?
(Assume no air resistance in your calculations.)
Set up: Choose down as the *negative* direction and use $g = -9.8 \text{ m/s}^2$



Round the answer up to 2 decimal places
Do not include unit (m)

Figure 1: Example of interface of a problem

Our team’s explanation or hint of the problem usually consists of 3 or 4 parts. Hint 1 is usually the directional guideline to help students identify the concepts, equations or tricks in the problem.

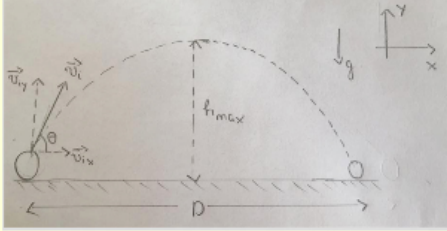
- 1) Sketch your own motion diagram.
- 2) Label your drawing. You need to find **horizontal distance**, which direction is more important (vertical or horizontal)?
- 3) Calculate the **x-component of initial velocity**.
- 4) What equation should you use? You have **x-component of initial velocity**, and time; find the **horizontal distance**.

[Comment on this hint](#)

Figure 2: Example of Hint 1

Hint 2/3 is usually an more detailed explanation with numbers, pictures, diagram or equations of what we write in explanation 1.

1)



2) You need the **horizontal distance** \Rightarrow horizontal direction is important

3) $v_{ix} = v_i \cos(\theta) = (8.00) \cos(58^\circ) = 4.24 \text{ m/s}$

4) From here, the problem is similar to finding **horizontal distance** travelled by the ball with constant velocity. Use the exact equation

[Comment on this hint](#)

Figure 3: Example of Hint 2 and 3

The last explanation is just some algebraic manipulation of the equation and numeric substitution of the equation, and show the students how to input the correct answer. However, this last step is significantly important because if the students cannot enter the correct answer, they cannot proceed to the next question.

$D = v_{ix}t$

Plug in the values, we have:
 $D = (4.24) (8.00) = 33.92 \text{ m}$

Type in 33.92

[Comment on this hint](#)

Figure 4: Example of final hint

5.1.2 B-term progress

After our variablized templates get approved from both Cristina and Eric, our next step is to instantiate multiple of instances from those templates. The purpose of instantiation is to “lock-in” specific numbers, which ultimately simplifies reports for teachers and allows specific problem to problem comparison for researchers. Typically, a template is instantiated for 50 times, meaning 50 instances with different numbers (variables) but exactly the same content. Simultaneous to the instantiation process, we also have to think of the targeting skills that we want to build for the students in order to group the templates together. Specific details of the grouping process can be found in **Appendix A - Skillbuilder Grouping**.

Finally, after all the instances are created and templates are grouped into certain skills, we start to build the “show your work” problem sets, which set the stages for crowdsourcing process in C-term. Out of 50 instances from each templates, we randomly pick one instance from each

templates, and modified those instances by adding a second main problem in the body of the instance. The second main problem will be stated as follow:

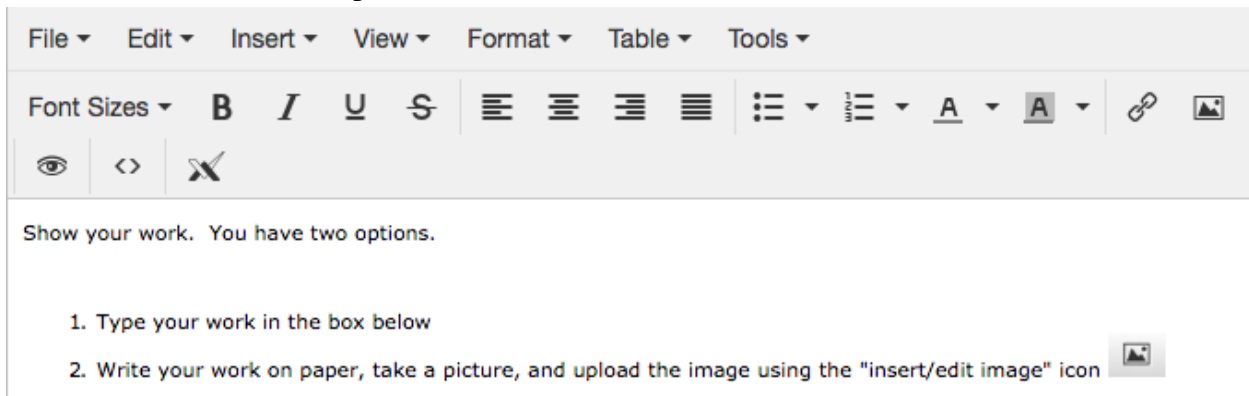


Figure 5. Guidance for creating your own work.

The content of the “show your work” problem set will be similar to the content of each skillbuilder. In addition to collecting student work, we also begin some first steps designing our study problem set, which includes a video check template and a “3 right in a row” explaining template to guide student at the beginning of each problem set.



Figure 6: Video Check template

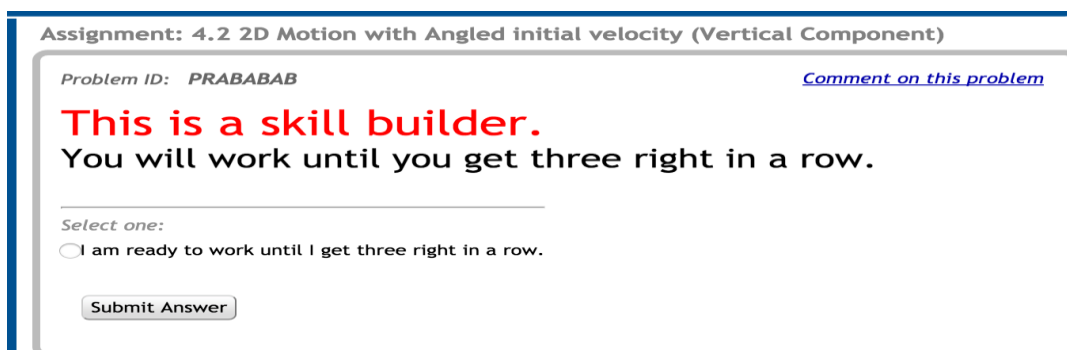


Figure 7. Skill Builder Check

More details for the study problem sets structures are provided in the section below.

5.2 Study Problem Set Structure Design

We use “Choose Condition” as our problem set type. More details of the problem set structure is illustrated in the Figure below using Lucidchart:

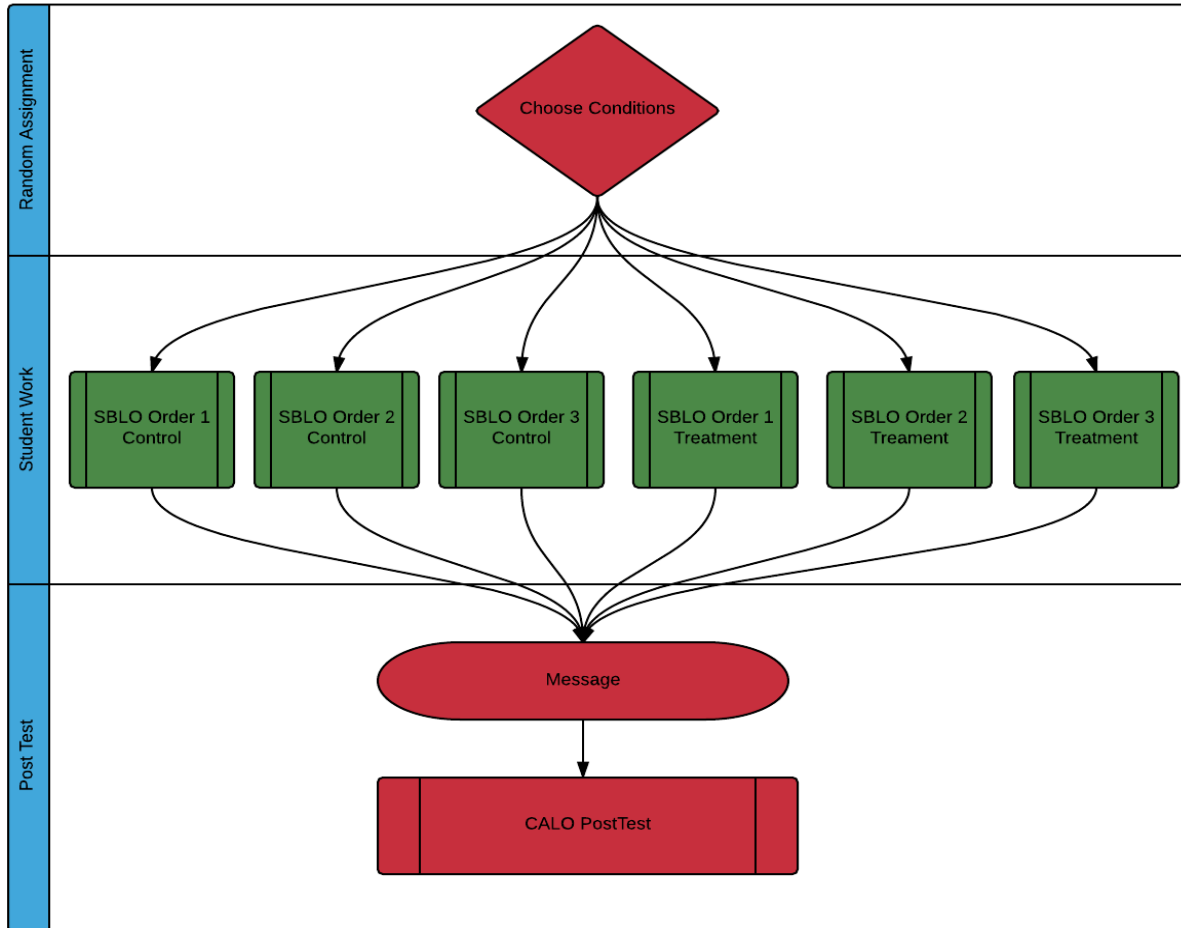


Figure 8 :Structure of “Choose Condition” problem set

Study Problem Set...
CC Placement [fee...
SBLO WPI 1 [control]
SBLO WPI 2 [control]
SBLO WPI 3 [control]
SBLO Student 1 [t...
SBLO Student 2 [t...
SBLO Student 3 [t...
CALO PostTest [po...


Figure 9 :Structure of “Choose Condition” problem set in Assistment

The study problem set is mainly just one assignment with multiple version. First, Control versions stands for problem sets that have original hints created by the WPI ASSISTments Team, whereas the Treatment version is problem set have worked example or video hints provided by Holy Name Students:

Assignment: undefined

Problem ID: **PRA8F86** [Comment on this problem](#)

A car travels 88.00 m at a constant velocity 16.00 m/s. Calculate the time that the car travels.



**Round the answer up to 2 decimal places
Do not include unit (s)**

Type your answer below (mathematical expression):

100% ?

Figure :1 problem in both conditions

Condition Type	Description

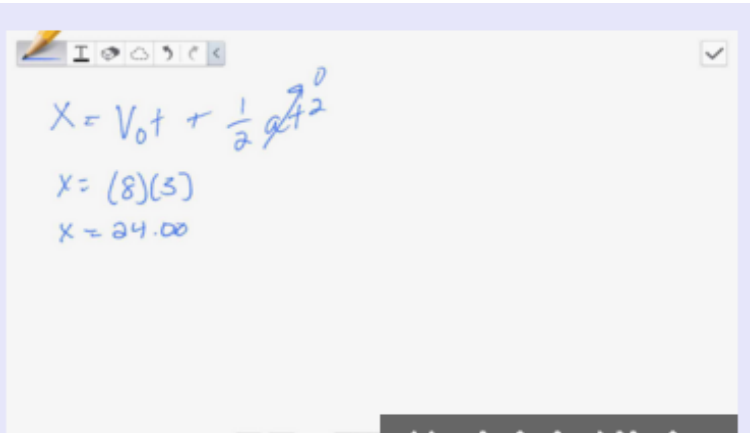
WPI (control)	<p>1) Given: velocity = 8.00 m and time = 3.00 s</p> <p>2) Constant Velocity \Rightarrow <i>distance</i> = velocity*time</p> <p style="text-align: right;">Comment on this hint</p> <hr/> <p><i>distance</i> = velocity \times time</p> <p>Plug in the value we have:</p> <p>d = (8.00)(3.00) = 24 m</p> <p>The distance is 24 m</p> <p>Type in 24</p> <p style="text-align: right;">Comment on this hint</p>
Holy Name (treatment)	 <p>Handwritten solution showing the equation $X = V_0t + \frac{1}{2}at^2$, the substitution $X = (8)(3)$, and the final result $X = 24.00$.</p>

Table 1: Example of a control hint and a treatment hint

Second, although each treatment and control part consists of approximately 50 problems, only the first 4 problems in each condition are used for the purpose of this study. For the control conditions, with the exception of question 4 being exactly the same in every control, the order of the first 3 questions are randomized among each control conditions to prevent cheating among the students. We follow the same rule for the treatment conditions, but we do not have to repeat the randomization process because the order of each treatment parts have to correspond to the order of the control parts. Example of the the order in each control and treatment part is illustrated in the table below:

Control 1	Control 2	Control 3		Treatment 1	Treatment 2	Treatment 3
a	b	a		a	b	a
b	c	c		b	c	c

c	a	b		c	a	b
d	d	d		d	d	d

Table 2: Order of the first 4 problems in each conditions

As mentioned above, there will be an extra question (number 4) to test the learning ability of student, and this extra post-test question will be exactly the same in any treatment and control.

After completing 3 questions right in a row, the students will be notified about their achievement and directed to the final post-test question, which is designed as a scaffold, meaning even if they do not get it right, they will still be shown the answer and finish with the problem set.

The screenshot shows a user interface for a learning management system. At the top, there is a blue navigation bar with 'Settings' and 'About' links. Below this, a sidebar on the left indicates 'Problems completed: 5' and lists five items, each with a green checkmark. The main content area is titled 'Assignment: Study Problem Set 1 (section 1.1)'. It displays a problem with ID 'PRABACK7' and a congratulatory message: 'You did it! You correctly completed 3 questions in a row. Here's just 1 more question.' The problem text describes a car's travel between Worcester and Amherst at two different speeds and asks for the additional time taken. It includes 'Directions' for the answer and two buttons: 'Submit Answer' and 'Break this problem into steps'.

Figure 10 :Post-test question

6. EXPERIMENTS

When all the content are ready to create the study, we build a google site where all the contents can be accessed. We create an advertisement for the study:

IQP Project – Physics Content

This content can be accessed [here](#). This content can be helpful for both the teachers and students of Mechanics Physics.

- PH1110 students can use this as a source of practice and review discussed materials.
- High School students in Physics Honors and AP Physics Mechanics can also use this to practice and review for exams.

Examples for each topic are shown below:

[SECTION 1: ONE DIMENSIONAL MOTION](#)

[1.1 Horizontal Motion](#)

[1.2 Vertical Motion: Free Fall](#)

[1.3 Vertical Motion: Launching Upward](#)

[SECTION 2: VECTORS](#)

[2.1 Splitting Component](#)

[2.2 Combining Component](#)

[SECTION 3: TWO DIMENSIONAL MOTION WITH HORIZONTAL INITIAL VELOCITY](#)

[3.1 Horizontal Motion](#)

[3.2 Vertical Motion](#)

[SECTION 4: TWO DIMENSIONAL MOTION WITH ANGLED VELOCITY](#)

[4.1 Horizontal Motion](#)

[4.2 Vertical Motion](#)

Figure 11: Advertising Document

We also provide the content with picture of the problems, so that the teachers can see if the content is helpful for their course:

SECTION 2: VECTORS

Sub-Section	Content	Example
2.1	Splitting Components (Common Trigonometry)	
2.1 a	X-component of initial velocity	
2.1 b	Y-component of initial velocity	

Figure 12: Table of Content example

6.1 Website for Study

In order to make it easy for the students and teachers to access to content, we build a google site at the address: <https://sites.google.com/site/physicshelpdirect/>. The website contains all the physics topics with pictures of the problems. We build one website for the teacher and one website for the students. Each has the tutorial on how to use the website to assign or access the problems.

6.1.1 Website for Teacher

The website for the teacher is where teachers can get the share link to assign the problem sets to the students. We first go to builder in ASSISTments, click on the problem sets that we have already built to see the details.

Problem Set PSAW8X4 Details [Test Drive](#) [View Problems](#) [Edit](#) [Skill Info](#)

[Public Preview Link](#) [Share Link](#)

Teachers can use share link to create an assignment link and a report link for them to use. You can use it to create your own links or give it to teachers to create their links (by e-mail or on a website for example).

<https://www.assistments.org/connector/share/ec734830-f458-0133-3b37-54ae527981f9>

We then copy the teacher's share link and put on the website.

Newly Created Assignment

The assignment **1.1 1D Motion in Horizontal** has been created.

Student Assignment Link
Give this link to your students. They will enter their name and do the assignment.
<http://www.assistmentsdirect.org/assignment/62a34b3489eaf5341ee48bb0573e9f09>

Teacher Report Link
Use this link to see a report on how they did on the assignment:
<http://www.assistmentsdirect.org/report/GYZGCMZUMIZTIOBZMVQWMNJTGQYWKZJUHBRGEMBVG4ZWKOLGGA4Q====>

Our advisor, Eric, helps us to make a tutorial video on how to use the website. In order to assign the problems under the desired topic, the teachers simply need to click on the name of the topic, and a new tab will pop up providing three options:

- Email me my links
- Login or Create an account to get my links
- Share to google classroom

Calculate initial velocity given time and horizontal distance

[View Problems](#)

Get your Assignment and Report Links

- Email me my links
- Login or create an account to get my links

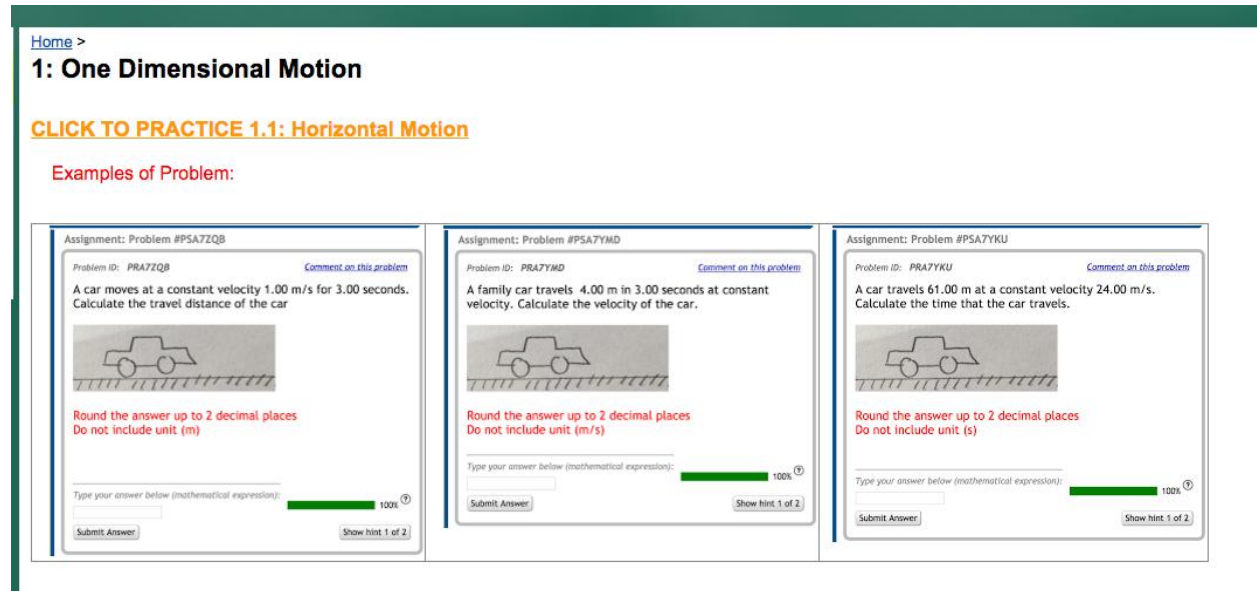
Why make an account?

Teachers with accounts will have their links organized at ASSISTmentsDirect.org

-  Share to Google Classroom

6.1.2 Website for Student

We make a copy of the original website in order to create the website for students. Students can use the website to access to the problem sets assigned. Similar to the procedure above, we also put the share link for students into the topics' names.



The screenshot shows a student website interface. At the top, there is a navigation bar with a 'Home >' link. Below it, the main heading is '1: One Dimensional Motion'. Underneath, there is a link 'CLICK TO PRACTICE 1.1: Horizontal Motion'. The section is titled 'Examples of Problem:' and contains three problem cards. Each card has a title, a problem ID, a 'Comment on this problem' link, a text description, a diagram of a car on a road, instructions on rounding and units, an input field for the answer, a 'Submit Answer' button, and a 'Show hint 1 of 2' button. The first problem (PRA7ZQB) asks for travel distance given velocity (1.00 m/s) and time (3.00 seconds). The second problem (PRA7YMD) asks for velocity given distance (4.00 m) and time (3.00 seconds). The third problem (PRA7YKU) asks for time given distance (61.00 m) and velocity (24.00 m/s).

6.2 Study

The ultimate purpose for our research is to determine the most effective way to help student learn physics via systems similar to Assistments. Specifically, we want to compare the effectiveness between detailed explanatory hints created by WPI ASSISTments team versus

Student Work and Videos generated by high school students. Depending upon the student work collecting from crowdsourcing method, we come up with four studies:

- + WPI Original Hints vs one best Work Examples
- + WPI Original Hints vs mixed Worked Examples
- + WPI Original Hints vs combination of Worked Examples and Videos
- + WPI Original Hints vs Videos only

As we have previously explained in our problem set structure design, the control parts in each study problem set will only have WPI original hints, whereas the treatment parts will either have only worked examples or videos, or a combination of both of those data. Details of each study is illustrated below.

6.2.1 Study 1: Business as usual (control) vs Best Worked Example (treatment)

For this study, we are comparing original hints created by WPI students and all the worked examples by one exceptional student to see which method is better in helping the student to learn the material and also how well they do on the 4th item and the post test. The major content this study is one dimensional kinematics with 3 study problem sets corresponding to 3 important skills: 1.1: 1D Motion in Horizontal, 1.2: 1D Motion in Vertical: Free Fall, and 1.3: 1D Motion in Vertical: Launching Up.


Section 1.1 1D Motion in Horizontal

1.1 a) Find Distance (PRA8GNR)

Assignment: undefined

Problem ID: *PRA8GNR* [Comment on this problem](#)

A car moves at a constant velocity 8.00 m/s for 3.00 seconds. Calculate the travel distance of the car




**Round the answer up to 2 decimal places
Do not include unit (m)**

Type your answer below (mathematical expression):

100% ?

Submit Answer
Show hint 1 of 2

Hint ID	Description


<p>WPI Hint (PRA94MF)</p>	<p>1) Given: velocity = 8.00 m and time = 3.00 s</p> <p>2) Constant Velocity \Rightarrow distance = velocity * time</p> <p>Comment on this hint</p> <hr/> <p>$distance = velocity \times time$</p> <p>Plug in the value we have:</p> <p>$d = (8.00)(3.00) = 24 \text{ m}$</p> <p>The distance is 24 m</p> <p>Type in 24</p> <p>Comment on this hint</p>
<p>Student Work (PRA86CZ)</p>	

1.1 b) Find Constant Velocity (PRA8F8R)

Assignment: undefined

Problem ID: **PRA8F8R** [Comment on this problem](#)

A family car travels 17.00 m in 4.00 seconds at constant velocity. Calculate the velocity of the car.

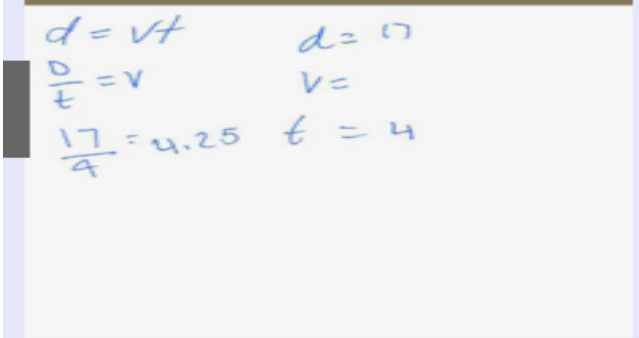


Round the answer up to 2 decimal places
Do not include unit (m/s)

Type your answer below (mathematical expression):

100% [?](#)

Hint ID	Description


<p>WPI (PRA94MF)</p>	<p>1) Given: distance = 17.00 m and time = 4.00 s</p> <p>2) Constant Velocity \Rightarrow distance = velocity * time</p> <p>Comment on this hint</p> <hr/> <p>$\text{distance} = \text{velocity} \times \text{time} \Rightarrow \text{velocity} = \frac{\text{distance}}{\text{time}}$</p> <p>Plug in the values, we have:</p> <p>$v = \frac{17.00}{4.00} = 4.25 \text{ m/s}$</p> <p>The velocity is 4.25 m/s</p> <p>Type in 4.25</p> <p>Comment on this hint</p>
<p>Student Work (PRA86CZ)</p>	

1.1 c) Find Time (PRA8F86)

Assignment: undefined

Problem ID: **PRA8F86** [Comment on this problem](#)

A car travels 88.00 m at a constant velocity 16.00 m/s. Calculate the time that the car travels.

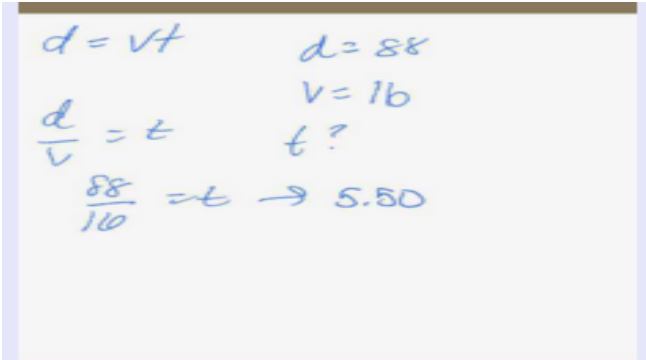


Round the answer up to 2 decimal places
Do not include unit (s)

Type your answer below (mathematical expression):

100% [?](#)

Hint ID	Description

<p>WPI (PRA94MH)</p>	<p>1) Given: $distance = 88.00\text{ m}$ $velocity = 16.00\text{ m/s}$</p> <p>2) Constant velocity $distance = velocity \times time$</p> <p>Comment on this hint</p> <hr/> <p>$distance = velocity \times time \Rightarrow time = \frac{distance}{velocity}$</p> <p>Plug in the values, we have:</p> <p>$t = \frac{88.00}{16.00} = 5.5\text{ s}$</p> <p>Type in 5.5</p> <p>Comment on this hint</p>
<p>Student Work (PRA86C3)</p>	

Section 1.2: 1D Motion in Vertical: Free Fall


1.2 a) Find Height (PRA8NUN)

Problem ID: PRA8NUN [Comment on this problem](#)

A ball is dropped from a bridge into the river below.
The bridge is 6.00 m above the water surface.

Find the time the ball reaches the water surface.

Set up: Choose down as the positive direction and use $g = 9.8\text{ m/s}^2$

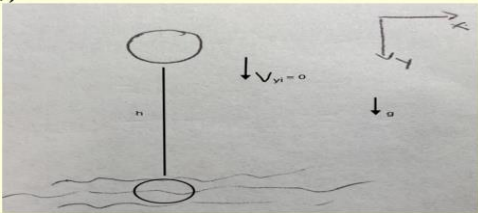


Round the answer up to 2 decimal places
Do not include unit (s)

Type your answer below (mathematical expression):

Hint ID	Description
---------	-------------

WPI (PRA94MJ)

1) 

2) The motion is free fall $\Rightarrow v_{yi} = 0$

3) The necessary equation is:
 $h = \frac{1}{2}gt^2 + v_{yi}t = \frac{1}{2}gt^2$ (since $v_{yi} = 0$)

[Comment on this hint](#)

Student Work (

x: 6.00 m
t: ?
a: 9.8 m/s²
v₀: 0
x = v₀t + 1/2at²
6 = 1/2(9.8)(t²)
6 = 4.9t²

t² = 1.2244
t = 1.11


1.2 b) Find Time (PRA8NS2)

Problem ID: PRA8NS2 [Comment on this problem](#)

A ball is dropped into a river from a bridge. The ball hits the water surface after 1.00 s.

Find the positive height of the bridge above the river.
(Ignore any air resistance in your calculations.)

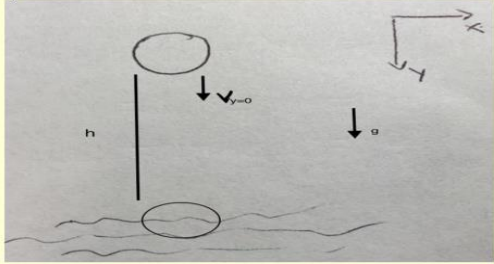
Set up: Choose the down as the positive direction and use $g = 9.8 \text{ m/s}^2$



Round the answer up to 2 decimal places
Do not include unit (m)

Type your answer below (mathematical expression):

Hint ID	Description

<p>WPI (PRA948D)</p>	<p>1)</p>  <p>2) The motion is free fall $\Rightarrow v_y = 0$</p> <p>3) The necessary equation is: $h = \frac{1}{2}gt^2 + v_y t = \frac{1}{2}gt^2$ (since $v_y = 0$)</p>
<p>Student Work (PRA948F)</p>	<p>t: 1.00 s x: ? a: 9.8 m/s² v₀: 0 x=v₀t+1/2at² x=1/2(9.8) (1²)=4.9</p>

1.2 c) Find Final Velocity (PRA8NWA)


Assignment: undefined

Problem ID: PRA8NWA [Comment on this problem](#)

A ball is dropped (with no initial velocity) and falls straight down for 7.00s.

What is the ball's velocity 7.00s after being dropped?
(Assume no air resistance in your calculations.)

Set up: Choose down as the positive direction and use $g = 9.8 \text{ m/s}^2$



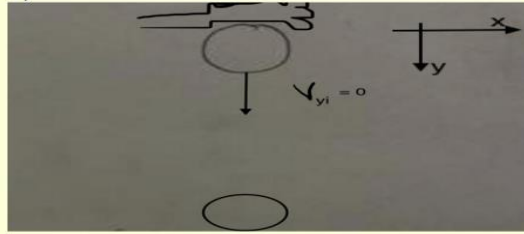
Round the answer up to 2 decimal places
Do not include unit (m/s)

Type your answer below (mathematical expression):

Hint ID	Description
---------	-------------

WPI (PRA948E)

1)



2) When an object is dropped, $v_{yi} = 0$

3) The necessary equation is:

$$v = v_{yi} + gt$$

Since $v_{yi} = 0$,

$$v = gt$$

Student Work (PRA948G)

$$\begin{aligned} t &: 7.00 \text{ s} \\ v_o &: 0 \text{ m/s} \\ a &: 9.8 \text{ m/s}^2 \\ v &: ? \\ v &= v_o + at = (9.8) \\ & (7) = 68.6 \end{aligned}$$

Section 1.3: 1D Motion in Vertical: Launching Up

1.3 a) Find (maximum) Height (PRA8NXX)

Assignment: Problem #PSA95BW

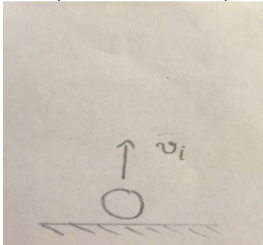
Problem ID: PRA95BW

[Comment on this problem](#)

A ball is thrown straight up with an initial velocity of 2.00 m/s.

How high (compared to the starting point) is the ball 0.20 s after being released?
(Ignore any air resistance in your calculations.)

Set up: Choose the up as the positive direction and use $g = -9.8 \text{ m/s}^2$



Round the answer up to 2 decimal places
Do not include unit (m)

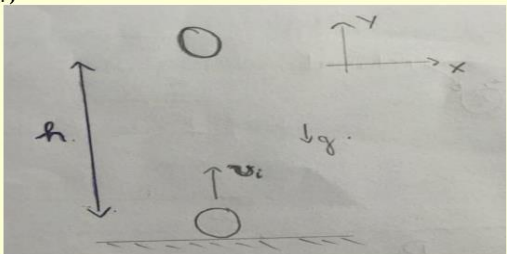
Type your answer below (mathematical expression):

Submit Answer

Show answer

Hint ID	Description
---------	-------------



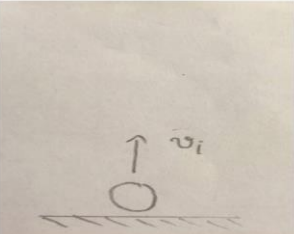
WPI (PRA95BV)	<p>1)</p>  <p>2) The necessary equation is: $h = \frac{1}{2}gt^2 + v_i t$ (This is a special case of $y = y_i + v_{yi} t + \frac{1}{2}at^2$.)</p>
---------------	--



Student Work (PRA95BW)	<table border="1" style="width: 100%;"> <tr> <td style="width: 50%;">x:---</td> <td style="width: 50%;">y: ?</td> </tr> <tr> <td>v_{ox}:---</td> <td>v_{oy}: 2.00m/s</td> </tr> <tr> <td>v_x:---</td> <td>v_y:---</td> </tr> <tr> <td>a_x: 0 m/s</td> <td>a_y: -9.8</td> </tr> </table> <p>t: .20 s $y = v_0 t + \frac{1}{2} a t^2$ $y = (2)(.20) + (1/2)(-9/8)(.20^2) = .20$</p>	x:---	y: ?	v _{ox} :---	v _{oy} : 2.00m/s	v _x :---	v _y :---	a _x : 0 m/s	a _y : -9.8
x:---	y: ?								
v _{ox} :---	v _{oy} : 2.00m/s								
v _x :---	v _y :---								
a _x : 0 m/s	a _y : -9.8								

1.3 b) Find time (PRA8N3K)

A ball is thrown straight up with an initial velocity of 6.40 m/s.
 Calculate the time for the ball to reach maximum height.
 Set up: Choose the up as the positive direction and use $g = -9.8 \text{ m/s}^2$



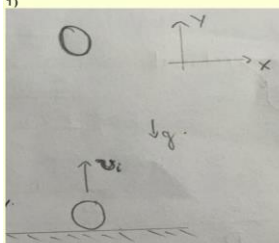
Round the answer up to 2 decimal places.
 Do not include unit (s) in your answer.

Type your answer below (mathematical expression):

Hint ID	Description
---------	-------------



WPI (PRA95BX)



1)

2) To find new velocity after certain amount of **time**, we need the equation:
 $V = v_i + gt$

3) At **maximum height**, $v=0$. The equation becomes:
 $0 = v_i + gt$



Student Work (PRA95BY)


x_i :---	y_i :---
v_{ox} :---	v_{oy} : 6.40 m/s
v_{ix} :---	v_{iy} : 0 m/s
a_x : 0 m/s ²	a_y : -9.8 m/s ²

t :?
 $v = v_0t + at$
 $0 = (6.40) + (-9.8)(t)$
 $-6.40 = -9.8t$
 $t = .65$

1.3 c) Find initial velocity (PRA8N48)

A ball is thrown straight up.
 The ball reaches the maximum height 6.90 s after being released.

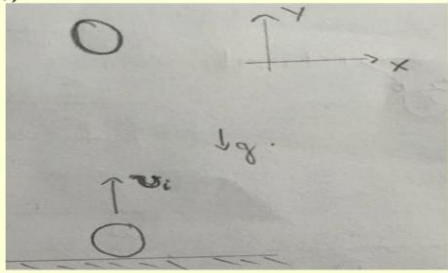
What was the initial velocity?
 (Ignore any air resistance in your calculations.)
 Set Up: Choose the up as the positive direction and use $g = -9.8 \text{ m/s}^2$



Round the answer up to 2 decimal places
 Do not include unit (m/s)

Type your answer below (mathematical expression):

Hint ID	Description

WPI (PRA95BZ)	<p>1)</p>  <p>2) The necessary equation is: $v = v_i + gt$</p> <p>3) At maximum height $v = 0$. The equation becomes: $0 = v_i + gt$</p>								
Student Work (PRA95B2)	<table border="1" data-bbox="667 722 1105 932"> <tr> <td>$x:---$</td> <td>$y:---$</td> </tr> <tr> <td>$v_{ox}:---$</td> <td>$v_{oy}:?$</td> </tr> <tr> <td>$v_x:---$</td> <td>$v_y:0 \text{ m/s}$</td> </tr> <tr> <td>$a_x:0 \text{ m/s}^2$</td> <td>$a_y: -9.8 \text{ m/s}^2$</td> </tr> </table> <p>$t: 6.90s$ $v = v_o + at$ $0 = v_o + (-9.8)(6.90) = 67.62$</p>	$x:---$	$y:---$	$v_{ox}:---$	$v_{oy}:?$	$v_x:---$	$v_y:0 \text{ m/s}$	$a_x:0 \text{ m/s}^2$	$a_y: -9.8 \text{ m/s}^2$
$x:---$	$y:---$								
$v_{ox}:---$	$v_{oy}:?$								
$v_x:---$	$v_y:0 \text{ m/s}$								
$a_x:0 \text{ m/s}^2$	$a_y: -9.8 \text{ m/s}^2$								

6.2.2 Study 2: Business as usual (control) vs Mixed Worked Examples (treatment)

For this study, we are comparing original hints created by WPI students and combination of student work to determine which method is better in helping the student to learn the material and how also how well they do on the 4th item and post-test . The major content this study is vectors and two dimensional motion without angled initial velocity with 4 study problem sets corresponding to 4 important skills: splitting vector components, combining vector components, horizontal component of non-angle projectile motion, and vertical component of non-angle projectile motion.

Section 2.1 Splitting Components

2.1 a) X component of initial velocity (PRA8N6V)

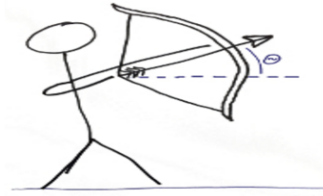
Assignment: Problem #PSA95CY

Problem ID: PRA95CY

[Comment on this problem](#)

An arrow is fired from the horizontal ground at an initial velocity 2.00 m/s, with an angle $\theta = 46^\circ$ from the ground.

Calculate the initial velocity of the arrow in the *X-direction*.

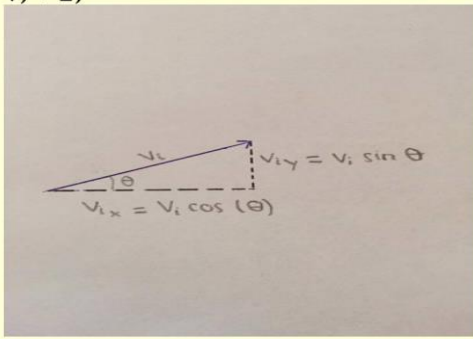


Round the answer up to 2 decimal places
Do not include unit (m/s)

Type your answer below (mathematical expression):

Submit Answer

Show hint 1 of 3

Hint ID	Description
PRA95CY - WPI	<p>1) + 2)</p>  <p>3) $v_{ix} = v_i \cos(\theta)$</p>
PRA95CZ - Student Work	$v_{0x}: 2\cos(46)=1.39$

2.1 b) Y component of initial velocity (PRA8N8J)


Assignment: undefined

Problem ID: PRA8N8J

[Comment on this problem](#)

A rock is shot from the horizontal ground at an initial velocity of 14.70 m/s and at an angle of $\theta = 49^\circ$ from the ground.

Calculate the initial velocity of the rock in the *Y-direction*.

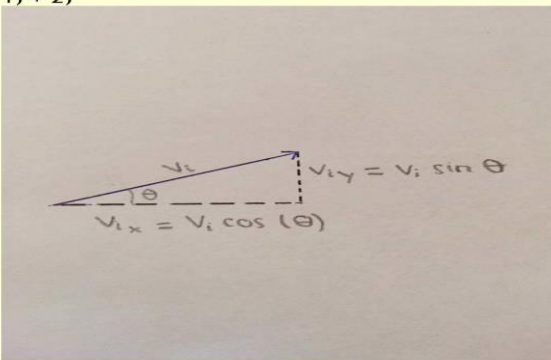


Round the answer up to 2 decimal places
Do not include units (m/s)

Type your answer below (mathematical expression):

Submit Answer

Show hint 1 of 3

Hint ID	Description
PRA95C4 - WPI	<p>1) + 2)</p>  <p>2) $v_{iy} = v_i \sin(\theta)$</p>
PRA95C5 - Student Work	$\begin{aligned} \sin 49 &= y / 14.70 \\ y &= 14.70 * \sin 49 \\ &= 11.09423083 \\ &= 11.09 \end{aligned}$

Section 2.2 Combining Components

2.2 a) Angle (PRA9799)


Assignment: Problem #PSA9799

Problem ID: PRA9799

[Comment on this problem](#)

A soccer player kicks the ball along the ground (perfectly horizontal). The ball's velocity in the x-direction (downfield) is 30.0 m/s; the ball's velocity in the y-direction (across field) is 10.5 m/s.

The x (→) and y (↑) velocities are the components of the initial velocity v_0 . Calculate the angle of the ball's velocity in degrees.

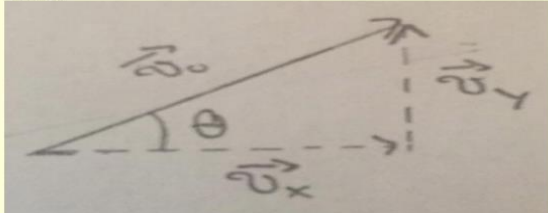


Round the answer up to 2 decimal places
Do not include unit (degrees)

Type your answer below (mathematical expression):

Submit Answer

Show hint 1 of 3

Hint ID	Description
PRA9799 - WPI	<p>1) +2)</p>  <p>3) Using common trigonometry: $\tan(\theta) = \frac{v_y}{v_x}$</p>
PRA98BW - Student Work	$\tan \theta = v_y / v_x$ $\theta = \tan^{-1} (10.5 / 30)$ $= 19.29$

2.2 b) Initial Velocity (PRA94MR)

Assignment: Problem #PSA86CJ

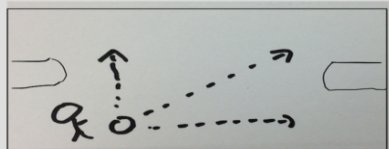
Problem ID: PRA86CJ

[Comment on this problem](#)

A soccer player kicks the ball along the ground (perfectly horizontal).
The ball's velocity in the x-direction (downfield) is 27.00 m/s; the ball's velocity in the y-direction (across field) is 11.50 m/s.

The x (→) and y (↑) velocities are the components of the initial velocity V_0 .

Calculate the magnitude of the initial velocity V_0 in m/s.

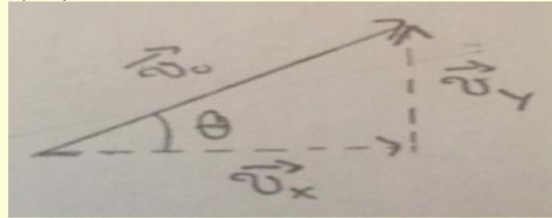


Round the answer up to 2 decimal places
Do not include unit (m/s)

Type your answer below (mathematical expression):

Submit Answer

Show answer

Hint ID	Description
PRA94MR - WPI	<p>1) +2)</p>  <p>3) Using common trigonometry: $\tan(\theta) = \frac{v_y}{v_x}$</p>
PRA86CJ - Student Work	<p>b/c y is 11.5m/s, x is 27m/s so initial speed is square root of the sum of 11.5² and 27m/s so it's 29.35m/s</p>

Section 3.1: 2D Motion without angled Initial Velocity: Horizontal Component

3.1 a) Find Distance (PRA94MS)

Assignment: Problem #PSA94MS

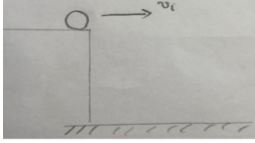
Problem ID: PRA94MS

[Comment on this problem](#)

A pool ball leaves from the edge of a high table with an initial velocity of 1.68 m/s (in the horizontal direction only). It hits the ground after 0.12 s.

How far from the table does the ball hit the ground?
(Ignore any air resistance in your calculations.)

Set up: Pick down as the positive y; use $g = +9.8\text{m/s}^2$.

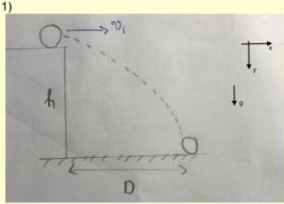


Round your answer up to 2 decimal places
Do not include unit (m)

Type your answer below (mathematical expression):

Submit Answer

Show hint 1 of 3

Hint ID	Description
PRA94MS - WPI	<p>1) </p> <p>2) The important direction is the horizontal direction</p> <p>3) The horizontal motion is only constant velocity motion, so the necessary equation is: $D = v_i t$</p>
PRA8535 - Student Work	<p style="border: 1px solid blue; padding: 5px; text-align: center;">because we need to figure out the horizontal distance, so $s = 1.68\text{m/s} * 0.12\text{s} = 0.2\text{m}$</p>

3.1 b) Find Time (PRA94MU)

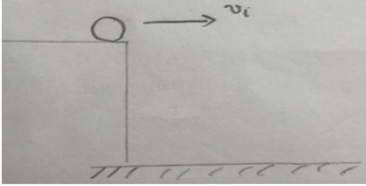
Assignment: Problem #PSA94MU

Problem ID: PRA94MU

[Comment on this problem](#)

A ball is knocked off the edge of a high table with an initial velocity of 2.50 m/s (perfectly horizontally). The ball lands on the floor 12.60 m from the edge of the table.

How long did it take the ball to fall to the floor?

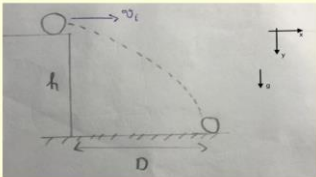


Round your answer up to 2 decimal places
Do not include unit (s)

Type your answer below (mathematical expression):

Submit Answer

Show hint 1 of 3

Hint ID	Description
PRA94MU - WPI	<p>1)</p>  <p>2) The important direction is the horizontal direction</p> <p>3) The horizontal motion is motion with constant velocity, so the necessary equation is: $D = v_i t$</p>
- Student Work	$s = vt$ $t = s/v = 12.6\text{m} / 2.5\text{m/s} = 5.40\text{s}$

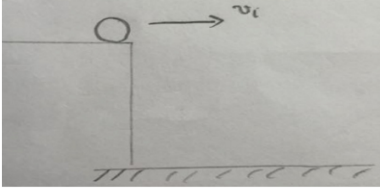
3.1 c) Find initial horizontal velocity (PRA94MV)

Problem ID: PRA94MV

[Comment on this problem](#)

A ball leaves the edge of a high table with an unknown initial velocity. (But it was known that the ball was moving perfectly horizontally.)
The ball hits the ground 12.50m away from the edge of the table 2.30s after it left.

What was the ball's initial velocity?

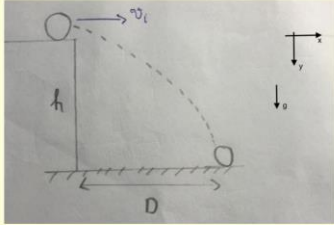


Round your answer up to 2 decimal places.
Do not include unit (m/s).

Type your answer below (mathematical expression):

Submit Answer

Show hint 1 of 3

Hint ID	Description
PRA94MV - WPI	<p>1) </p> <p>2) The important direction is the horizontal direction</p> <p>3) The horizontal motion is motion with constant velocity, so the necessary equation is: $D = v_i t$</p>
- Student Work	$v = s/t = 12.5\text{m} / 2.3 = 5.43\text{m/s}$

Section 3.2: 2D Motion without angled Initial Velocity: Vertical Component

3.2 a) Find Height (PRA95DN)

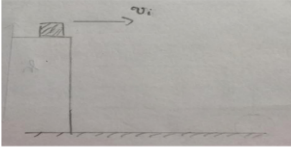
Assignment: Problem #PSA95DN

Problem ID: PRA95DN

[Comment on this problem](#)

A Physics book slides off the horizontal surface of a rooftop with an initial horizontal speed of 17.10 m/s. It strikes the floor after 0.80 s.

Ignore air resistance, find the height of the tabletop above the floor.
Set up: Choose down as the positive direction and use $g = 9.8 \text{ m/s}^2$

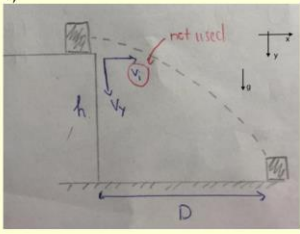


Round the answer up to 2 decimal places
Do not include unit (m)

Type your answer below (mathematical expression):

Submit Answer

Show hint 1 of 3

Hint ID	Description
PRA95DN - WPI	<p>1) </p> <p>2) The important direction is the y-direction.</p> <p>3) Vertical motion is free fall $\Rightarrow v_y=0$. The necessary equation is:</p> $h = \frac{1}{2}gt^2$
PRA95DP - Student Work	$v_0 = 0 \text{ (horizontal)}$ $t = .8 \text{ s}$ $a = 9.8 \text{ m/s/s}$ $x = ?$ $x = v_0t + .5*a*t*t$ $? = 0 + (.5)(9.8)$ (0.8^2) $?=3.14\text{m}$

3.2 b) Find time (PRA95DQ)

Assignment: undefined

Problem ID: PRA8PWM

[Comment on this problem](#)

A dart is thrown horizontally toward point A, the bull's eye on a on the dart board. However, it hits point B on the rim, vertically below A. The initial velocity is 7.60 m/s; B is 0.24 m below A.

Find the time the dart hits point B.

Set up: Choose down as the positive direction and use $g = 9.8 \text{ m/s}^2$




Round the answer up to 2 decimal places
Do not include unit (s)

Type your answer below (mathematical expression):

Submit Answer

Show hint 1 of 3

Hint ID	Description
PRA95DQ - WPI	<p>1) </p> <p>2) Height is given, so vertical direction is important</p> <p>3) Vertical motion is free fall $\Rightarrow v_y=0$. The necessary equation is:</p> $h = \frac{1}{2}gt^2$
PRA95DR - Student Work	<p>horizontal initial velocity: 7.60 m/s vertical initial velocity: 0 m/s vertical acceleration: -9.8 m/s² vertical displacement: -.24 m</p> $y = v_0t + \frac{1}{2}at^2$ $-.24 = \frac{1}{2}(-9.8)(t^2)$ $t = .22$

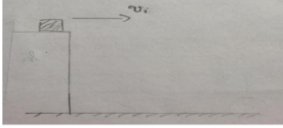
3.2 c) Find final vertical Velocity (PRA95DS)

Problem ID: PRA8PYE

[Comment on this problem](#)

A Chemistry book is thrown off a cliff and hits the ground below.
The book has an initial horizontal velocity of 19.00m/s; it hits the ground after 10.50s.

Calculate the velocity in the vertical direction of the book just as it hits the ground.
Set up hint: Choose the down as the positive direction. Use $g = 9.8 \text{ m/s}^2$

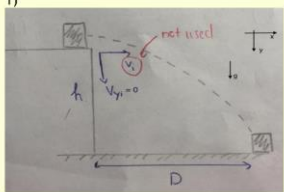


Round the answer up to 2 decimal places
Do not include unit (m/s)

Type your answer below (mathematical expression):

Submit Answer

Show hint 1 of 3

Hint ID	Description
PRA95DS - WPI	<p>1) </p> <p>2) The important direction is the y-direction.</p> <p>3) The important equation is:</p> $v_y = v_{y,i} + gt$ <p>4) Also, since the vertical motion is free fall $\Rightarrow v_{y,i} = 0$. The equation becomes:</p> $v_y = gt$
PRA95DT - Student Work	<p>horizontal initial velocity: 19.00 m/s vertical initial velocity: 0 m/s vertical final velocity: ? vertical acceleration: 9.8 m/s² time: 10.50 s $v = v_0 + at$ $v = (9.8)(10.50) = 102.9$</p>

6.2.3 Study 3: Business as usual (control) vs Mixed Student Work and Video (treatment)

For this study, we are comparing original hints created by our team vs combination of student works and videos to see which method is better in helping the student to learn the material and also how well they do on the 4th item and the post test. The major content this study is one two dimensional projectile motion with 1 study problem sets corresponding to 1 important skills: 4.1: 2D Motion with angled initial velocity (Horizontal Component).

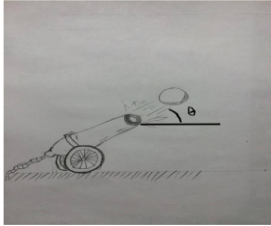
Section 4.1 2D Motion with Angled initial velocity: Horizontal Component

4.1 a) Find Distance (PRA94M6)

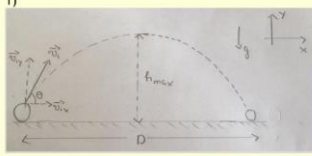
A ball is fired from a cannon on the ground at an angle of $\theta = 61.00^\circ$. The cannon ball's initial velocity is 5.00 m/s. The ball hits the ground after 13.00 seconds.

How far (horizontally) does the cannon ball travel before it hits the ground?
(Assume no air resistance in your calculations.)

Set up: Choose down as the *negative* direction and use $g = -9.8 \text{ m/s}^2$



Round the answer up to 2 decimal places
Do not include unit (m)

Hint ID	Description
PRA94M6 - WPI	<p>1) </p> <p>2) You need the horizontal distance \Rightarrow horizontal direction is important</p> <p>3) $v_{ix} = v_i \cos(\theta) = (5.00) \cos(61^\circ) = 2.42 \text{ m/s}$</p> <p>4) From here, the problem is similar to finding horizontal distance travelled by the ball with constant velocity. Use the exact equation</p>

PRA9DU2 - Student Work	$v_{0x} = v_0 \cdot \cos(61) = 5 \text{ m/s} \cdot \cos(61) = 2.42 \text{ m/s}$ $s = v \cdot t = 2.42 \text{ m/s} \cdot 13 \text{ s} = 31.46 \text{ m}$
------------------------	---

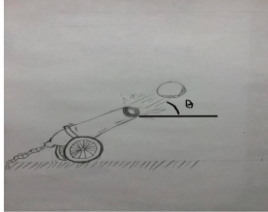
4.1 b) Find Initial Velocity (PRA8S7R)

Assignment: Problem #PSA8S7R

Problem ID: PRA8S7R [Comment on this problem](#)

A ball is fired from a cannon at an angle $\theta = 39.10^\circ$.
 The cannon ball hits the ground 6.20m from the cannon 14.20s after it leaves.

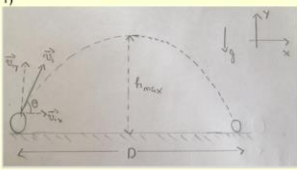
Find the magnitude of the ball's combined initial velocity.
 (Assume no air resistance in your calculations.)
 Set up: Choose down as the *negative* direction and use $g = -9.8 \text{ m/s}^2$



Round the answer up to 2 decimal places
 Do not include unit (m/s)

Type your answer below (mathematical expression):

Submit Answer Show hint 1 of 4

Hint ID	Description
PRA8S7R - WPI	<p>1) </p> <p>2) You are given horizontal distance \Rightarrow horizontal direction is important</p> <p>3) $D = v_{ix} t \Rightarrow v_{ix} = \frac{D}{t}$</p> <p>Plug in the value, we have:</p> $v_{ix} = \frac{6.20}{14.20} = 0.44 \text{ m/s}$ <p>4) From here, the problem is similar to finding hypotenuse (v) in right triangle given one side (v_{ix}) and an angle (theta)</p>

PRA9DU3 - Student Video



https://www.youtube.com/watch?list=PLtM3pQ7A_sfQTrLK6FnCC6qwy0lm6WWnp&v=hL97Kb134c0

4.1 c) Find time (PRA8S7Z)

Assignment: Problem #PSA8S7Z

Problem ID: PRA8S7Z [Comment on this problem](#)

A cannon ball is fired at an angle of $\theta = 41.30^\circ$ with an initial velocity of 4.20m/s. The cannon ball hits the (level) ground 19.50m away from the cannon.

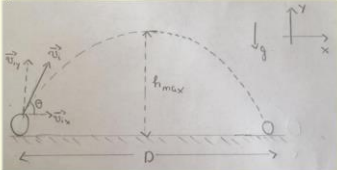
How long does it take the cannon ball to hit the ground?
(Assume no air resistance in your calculations.)

Set up: Choose down as the *negative* direction and use $g = -9.8 \text{ m/s}^2$

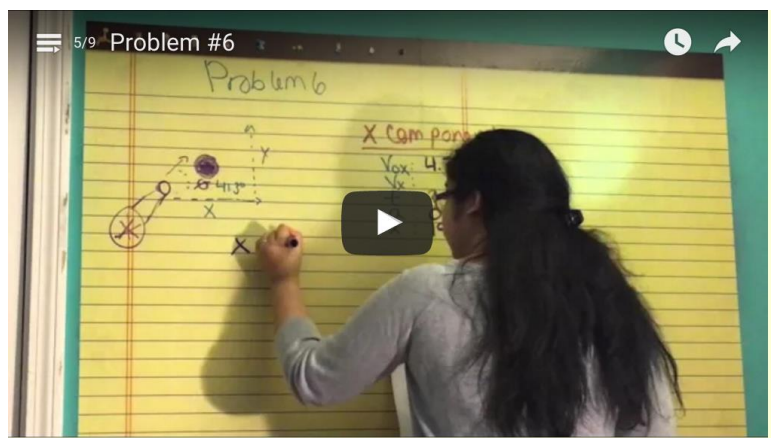
Round the answer up to 2 decimal places
Do not include unit (s)

Type your answer below (mathematical expression):

Submit Answer Show hint 1 of 4

Hint ID	Description
PRA8S7Z - WPI	<p>1) </p> <p>2) You are given horizontal distance \Rightarrow horizontal direction is important</p> <p>3) $v_{ix} = v_i \cos(\theta) = (4.20) \cos(41.3^\circ) = 3.16 \text{ m/s}$</p> <p>4) From here, the problem is similar to finding time travelled by the ball with constant velocity. Use the exact equation.</p>

PRA9DU4 - Student Video



https://www.youtube.com/watch?list=PLtM3pQ7A_sfQTrLK6FnCC6qwy0lm6WWnp&v=-lH_tfSvfo

6.2.4 Study 4: Business as Usual (Control) vs Student Video (Treatment)

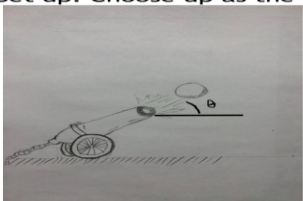
For this study, we are comparing original hints created by our team vs only student generated videos to determine which method is better in helping the student to learn the material and also how well they do on the 4th item and the post test. The major content this study is also one two dimensional projectile motion with 1 study problem sets corresponding to 1 important skills: 4.2: 2D Motion with angled initial velocity (Vertical Component).

Section 4.2 2D Motion with Angled initial velocity: Vertical Component.

4.2 a) Find (maximum) height (PRA8S72)

A ball is fired at an angle of $\theta = 31.80^\circ$ from a cannon on the ground. The cannon ball's initial velocity is 5.50 m/s.

Find the maximum height the cannon ball reaches.
(Ignore air resistance in your calculations.)
Set up: Choose up as the positive direction and use $g = -9.8 \text{ m/s}^2$.

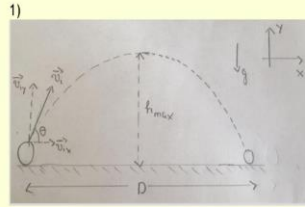


Round the answer up to 2 decimal places
Do not include unit (m)

Type your answer below (mathematical expression):

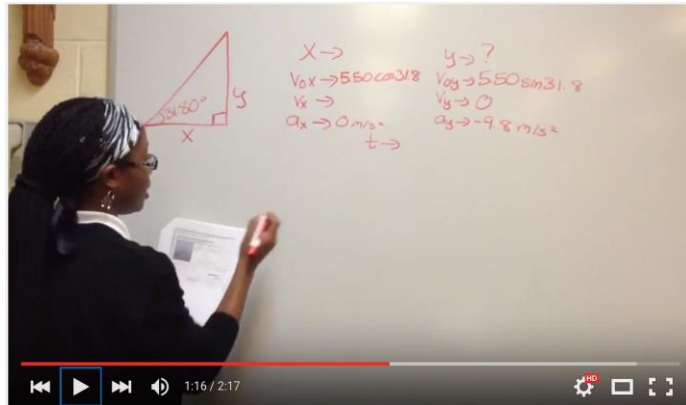
Hint ID	Description

PRA8S72 - WPI



- 1)
- 2) You need **height** \Rightarrow vertical direction is important
- 3) $v_{iy} = v \sin(\theta) = (5.50)\sin(31.8^\circ) = 2.9 \text{ m/s}$
- 4) From here, the problem is similar to finding **maximum height** of a ball being thrown vertically upward. Use the exact equation

PRA94R5 - Student Video



https://www.youtube.com/watch?list=PLtM3pQ7A_sfQTrLK6FnCC6qwy0lm6WWnp&v=_AlARAC6Xy8

4.2 b) Find time (max height and landing) (PRA8S74)

Assignment: Problem #PSA8S74

Problem ID: PRA8S74

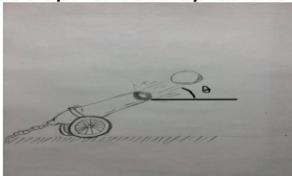
[Comment on this problem](#)

A cannon ball is fired at an angle $\theta = 45.20^\circ$ with an initial velocity of 23.20 m/s.

How long does it take the ball to reach its maximum height?

(Assume no air resistance in your calculations.)

Set up: Choose up as the positive and use $g = -9.8 \text{ m/s}^2$.



Round the answer up to 2 decimal places
Do not include unit (s)

Type your answer below (mathematical expression):

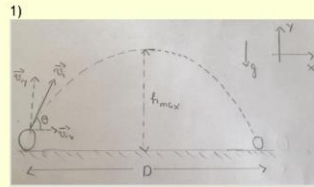
Submit Answer

Show hint 1 of 4

Hint ID


Description

PRA8S74 - WPI



- 1)
- 2) You need time to reach maximum height \Rightarrow vertical direction is important
- 3) $v_{iy} = v_i \sin(\theta) = (23.20) \sin(45.2^\circ) = 16.46 \text{ m/s}$
- 4) From here, the problem is similar to finding time to reach maximum height of a ball being thrown vertically upward.

PRA95G3 - Student Work



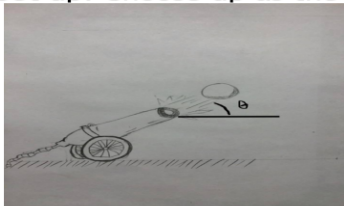
https://www.youtube.com/watch?list=PLtM3pQ7A_sfQTrLK6FnCC6qwy0lm6WWnp&v=J2B2IA7PvKg

4.2 c) Find initial velocity (PRA8S77)

Problem ID: PRA8S77 [Comment on this problem](#)

A cannon ball is fired at an angle $\theta = 36.60^\circ$.
The cannon ball reaches its maximum height after 8.70 s.

Find the initial combined velocity of the ball.
(Assume no air resistance in your calculations.)
Set up: Choose up as the positive and use $g = -9.8 \text{ m/s}^2$.

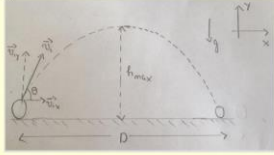



Round the answer up to 2 decimal places
Do not include unit (m/s)

Type your answer below (mathematical expression):

Submit Answer

Show hint 1 of 4

Hint ID	Description
PRA8S77 - WPI	<p>1) </p> <p>2) You are given time to reach maximum height \Rightarrow vertical direction is important</p> <p>3) $v = v_{iy} + gt$</p> <p>At maximum height, $v_y = 0$, so $0 = v_{iy} + gt \Rightarrow v_{iy} = -gt$</p> <p>Plug in the value, we have: $v_{iy} = -(9.8)(8.70) = 85.26 \text{ m/s}$</p> <p>4) From here, the problem is similar to finding hypotenuse (v_i) in right triangle given one side (v_{iy}) and an angle (θ)</p>
PRA95G5 - Student Work	 <p>Y-Variables</p> <p>$v_{oy} : A \sin 36.60$</p> <p>$v_y : 0$</p> <p>$a_y : -9.8$</p> <p>$y : ?$</p> <p>$t : 8.70$</p> <p>X-Variables</p> <p>$v_{ox} : A \cos 36.60$</p> <p>$v_x : ?$</p> <p>$a_x : 0$</p> <p>$x : ?$</p> <p>https://www.youtube.com/watch?list=PLtM3pQ7A_sfQTr_LK6FnCC6qwy0lm6WWnp&v=NCVm3rudiEI</p>

7. RESULT

After completing all the study problem set, we began conduct our study by advertising our websites on social media as well as sending emails to our high school teachers and WPI professors in physics and engineering science courses. Because there is no prerequisite for any students to do this problem set and the content for our study is one of the most important concepts that any student majoring in engineering and science should know, our range of students is very wide and there should be a variety of result.

However, since we were not provided with enough crowdsourcing data from Maureen and Holy Name students by the end of B-term, our progress to create study problem set was procrastinated until the middle of C-term when sufficient videos and student works were sent to us. We work extra hours in C-term to finish our study problem set, and hand out the complete study problem set by the beginning of D-term. Unfortunately, D-term is not an ideal time to ask students and teachers to help us to complete our study since most of the physics courses at WPI is more about electricity, thermodynamics, oscillation and waves, etc... instead of Mechanics. As a result, not many professors are interested in handing out this old material for the students, especially during finals week. Cristina and Eric have tried to contact some high school teachers, and hopefully we can get some data in the near future to analyze and compare the all of the proposed tutoring strategies.

As a result, due to the small sample size, we do not have enough data and results to compare which tutoring strategies are more preferable by students to master the skills. Further study with more participants should be conducted in the future to have a significant and strong conclusion of the most effective tutoring strategy.

8. CONCLUSION

This project provides a new content of projectile motion in physics folder in ASSISTments certified. Since the project only focuses on Projectile Motion, students are required to have basic knowledge in Mechanical Physics such as how to calculate distance, time and velocity before actually study the problem sets. The problem sets will help the students to use the knowledge they have already known in order to find variables in projectile topic. Because the content is divided into steps to solve the projectile motion problem, student can master the skills in 1D Motion, Vectors, 2D Motion with Initial Horizontal Velocity and 2D Motion with Angled Initial Velocity. The problem sets are easy to access, so the students can keep coming back to practice with different variables each time.

We also have some issues for our study, since there were no suitable populations to experiment the study. We cannot find a Physics class in WPI to introduce the study since only Electronic and Magnetism Physics was being taught during D-term. Due to the limitation of sample size, we don't have enough data to prove our hypothesis, or to find which one of the method is more helpful than another. However, the research can be expanded in the future. Since Projectile Motion is an important topic in Mechanic Physics, high school students who are studying Physics, reviewing for AP exams or WPI students who are taking PH1110 can use the problem set to improve their skills. When a large enough sample size is available, we believe that we can conclude which one of the three tutoring strategies mentioned yields a better result in term of student's learning.


References




- [1] Physics for Students: <https://sites.google.com/site/physicshelpforstudents/>
- [2] Physics for Teachers: <https://sites.google.com/site/teacherassistment/>
- [3] ASSISTments: <http://www.assistments.org/staticpages/AboutUs.htm>
- [4] ASSISTments Teacher Wiki: <http://teacherwiki.assistment.org/>
- [5] ASSISTments TestBed Resource Guide: <http://www.assistmentstestbed.org/home>


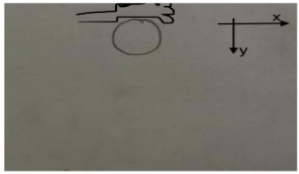
Appendix

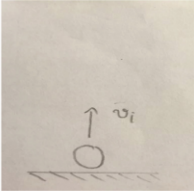

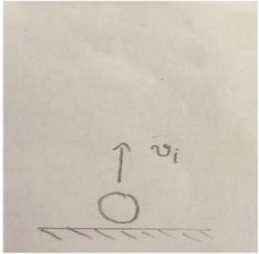
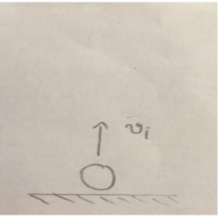

Appendix A - Skillbuilder Grouping

SECTION 1: ONE DIMENSIONAL MOTION

Sub Section	Content	Example
1.1	Horizontal Motion (Constant Velocity) $D = vt$	Problem Set
1.1 a	Distance (D)	<div style="border: 1px solid black; padding: 5px;"> <p>Assignment: Problem #PSA7ZQB</p> <p>Problem ID: PRA7ZQB Comment on this problem</p> <p>A car moves at a constant velocity 1.00 m/s for 3.00 seconds. Calculate the travel distance of the car</p>  <p style="color: red;">Round the answer up to 2 decimal places Do not include unit (m)</p> <p>Type your answer below (mathematical expression): <input type="text"/></p> <p style="text-align: right;">100% </p> <p style="text-align: right;"><input type="button" value="Submit Answer"/> <input type="button" value="Show hint 1 of 2"/></p> </div>

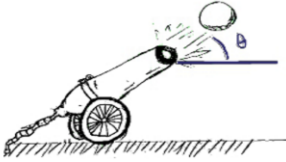

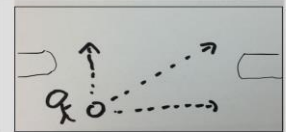
1.1 b	Constant velocity (v)	<p>Assignment: Problem #PSA7YMD</p> <p>Problem ID: PRA7YMD Comment on this problem</p> <p>A family car travels 4.00 m in 3.00 seconds at constant velocity. Calculate the velocity of the car.</p>  <p>Round the answer up to 2 decimal places Do not include unit (m/s)</p> <p>Type your answer below (mathematical expression): <input type="text"/> 100% ?</p> <p><input type="button" value="Submit Answer"/> <input type="button" value="Show hint 1 of 2"/></p>
1.1 c	Time (t)	<p>Assignment: Problem #PSA7YKU</p> <p>Problem ID: PRA7YKU Comment on this problem</p> <p>A car travels 61.00 m at a constant velocity 24.00 m/s. Calculate the time that the car travels.</p>  <p>Round the answer up to 2 decimal places Do not include unit (s)</p> <p>Type your answer below (mathematical expression): <input type="text"/> 100% ?</p> <p><input type="button" value="Submit Answer"/> <input type="button" value="Show hint 1 of 2"/></p>
1.2	<p>Vertical Motion: Free Fall</p> $h = \left(\frac{1}{2}\right)gt^2$ $v = gt$	
1.2 a	Height (h)	<p>Assignment: Problem #PSA7ZVW</p> <p>Problem ID: PRA7ZVW Comment on this problem</p> <p>A ball is dropped into a river from a bridge. The ball hits the water surface after 4.00 s.</p> <p>Find the positive height of the bridge above the river. Set up: Choose the down as the positive direction and use $g = 9.8 \text{ m/s}^2$</p>  <p>Round the answer up to 2 decimal places Do not include unit (m)</p> <p>Type your answer below (mathematical expression): <input type="text"/></p> <p><input type="button" value="Submit Answer"/> <input type="button" value="Show hint 1 of 3"/></p>

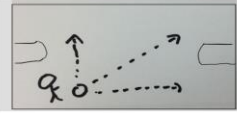
1.2 b	Time (t)	<p>Problem ID: PRA73KA Comment on this problem</p> <p>A ball is dropped from a bridge into the river below. The bridge is 9.00 m above the water surface.</p> <p>Find the time the ball reaches the water surface.</p> <p>Set up: Choose down as the positive direction and use $g = 9.8 \text{ m/s}^2$</p>  <p>Round the answer up to 2 decimal places Do not include unit (s)</p> <p>Type your answer below (mathematical expression):</p> <input type="text"/> <p>Submit Answer 100% </p> <p style="text-align: right;">Show hint 1 of 3</p>
1.2 c	Velocity after certain amount of time (v)	<p>Assignment: Problem #PSA73MU Comment on this problem</p> <p>Problem ID: PRA73MU</p> <p>What is the velocity of a ball after being dropped 8.00 s from the hand of a person.</p> <p>Set up: Choose down as the positive direction and use $g = 9.8 \text{ m/s}^2$</p>  <p>Round the answer up to 2 decimal places Do not include unit (m/s)</p> <p>Type your answer below (mathematical expression):</p> <input type="text"/> <p>Submit Answer 100% </p> <p style="text-align: right;">Show hint 1 of 3</p>
1.3	<p>Vertical Motion: Launching Upward</p> $h = 12gt^2 + v_i t$ $v_f = v_i + gt$ $v_f^2 = v_i^2 + 2gh$	

1.3 a	Height (h)	<p>Problem ID: PRA73M6 Comment on this problem</p> <p>A ball is thrown vertically upward with an initial velocity of 7.00 m/s from the ground. The ball reaches certain height after traveling 0.71 s.</p> <p>Calculate the height. Set up: Choose the up as the positive direction and use $g = -9.8 \text{ m/s}^2$</p>  <p>Round the answer up to 2 decimal places Do not include unit (m)</p> <p>Type your answer below (mathematical expression):</p> <p><input type="text"/></p> <p>Submit Answer 100%  Show hint 1 of 3</p>
1.3 b	Time (t)	<p>A ball is thrown straight up with an initial velocity of 7.40 m/s.</p> <p>Calculate the time for the ball to reach maximum height. Set up: Choose the up as the positive direction and use $g = -9.8 \text{ m/s}^2$</p>  <p>Round the answer up to 2 decimal places. Do not include unit (s) in your answer.</p> <p>Type your answer below (mathematical expression):</p> <p><input type="text"/></p> <p>Submit Answer Show hint 1 of 3</p>
1.3 c	Initial velocity (v_i)	<p>Assignment: Problem #PSA73ND Comment on this problem</p> <p>Problem ID: PRA73ND</p> <p>A ball is thrown vertically upward at a certain initial velocity from the ground. The ball reaches maximum height after traveling 3.40 s.</p> <p>What should be its initial velocity? Set Up: Choose the up as the positive direction and use $g = -9.8 \text{ m/s}^2$</p>  <p>Round the answer up to 2 decimal places Do not include unit (m/s)</p> <p>Type your answer below (mathematical expression):</p> <p><input type="text"/></p> <p>Submit Answer 100%  Show hint 1 of 3</p>

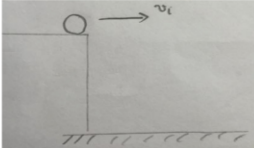
SECTION 2: VECTORS

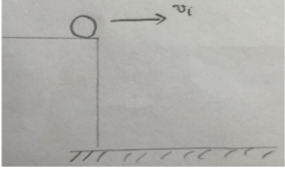
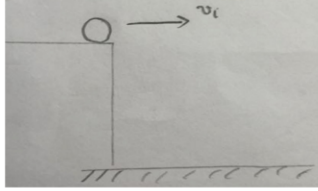
Sub-Section	Content	Example
-------------	---------	---------

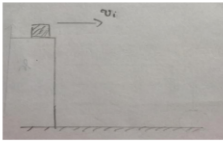

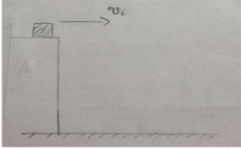
2.1	Splitting Components (Common Trigonometry)	
2.1 a	X-component of initial velocity	<p>Problem ID: PRA7VGD Comment on this problem</p> <p>A cannon ball is fired from the horizontal ground at an initial velocity 23.00 m/s. The cannon ball makes an angle $\theta = 60^\circ$ with the ground as it initially moves through the air. Calculate the initial velocity of the cannon ball in the X-direction.</p>  <p>Round the answer up to 2 decimal places Do not include unit (m/s)</p> <p>Type your answer below (mathematical expression): <input type="text"/></p> <p><input type="button" value="Submit Answer"/> <input type="button" value="Show hint 1 of 3"/> 100%</p>
2.1 b	Y-component of initial velocity	<p>Assignment: Problem #PSA7KT3 Comment on this problem</p> <p>Problem ID: PRA7KT3</p> <p>A cannon ball is fired from the horizontal ground at an initial velocity of 19.00 m/s. It makes an angle of $\theta = 38^\circ$ with the ground. Calculate the initial velocity of the cannon ball in the Y-direction.</p>  <p>Round the answer up to 2 decimal places Do not include units (m/s)</p> <p>Type your answer below (mathematical expression): <input type="text"/></p> <p><input type="button" value="Submit Answer"/> <input type="button" value="Show hint 1 of 3"/></p>
2.2	Combining Components (Pythagoras and Inverse trigonometry)	
2.2 a	Angle of projectile	<p>Assignment: Problem #PSA7RRE Comment on this problem</p> <p>Problem ID: PRA7RRE</p> <p>A soccer player kicks the ball along the ground (perfectly horizontal). The ball's velocity in the x-direction (downfield) is 26.25 m/s; the ball's velocity in the y-direction (across field) is 10.50 m/s. The x and y velocities are the components of the initial velocity v_0. Calculate the angle of the ball at the instance the player kicks the ball.</p>  <p>Round the answer up to 2 decimal places Do not include unit (degrees)</p> <p>Type your answer below (mathematical expression): <input type="text"/></p> <p><input type="button" value="Submit Answer"/> <input type="button" value="Show hint 1 of 3"/></p>

2.2 b	Initial Velocity	<p>Assignment: Problem #PSA7555</p> <p>Problem ID: PRA7555 Comment on this problem</p> <p>A soccer player kicks the ball along the ground (perfectly horizontal). The ball's velocity in the x-direction (downfield) is 28.00 m/s; the ball's velocity in the y-direction (across field) is 10.50 m/s. The x and y velocities are the components of the initial velocity v_0. Calculate the initial velocity v_0.</p>  <p>Round the answer up to 2 decimal places Do not include unit (m/s)</p> <p>Type your answer below (mathematical expression):</p> <input type="text"/> <p><input type="button" value="Submit Answer"/> <input type="button" value="Show hint 1 of 3"/></p>
-------	------------------	---

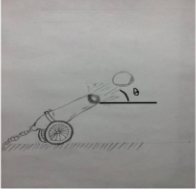
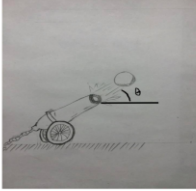
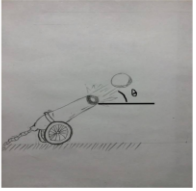
SECTION 3: TWO DIMENSIONAL MOTION WITH HORIZONTAL INITIAL VELOCITY

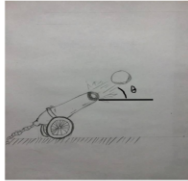

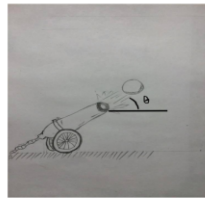

Sub-Section	Content	Example
3.1	Horizontal Motion $D = v_i t$	
3.1 a	Distance (D)	<p>Assignment: Problem #PSA7P5T</p> <p>Problem ID: PRA7P5T Comment on this problem</p> <p>A pool ball leaves from the edge of a high table with an initial velocity of 8.00 m/s (in the horizontal direction only). It hits the ground after 0.30 s.</p> <p>Calculate the horizontal distance between the table's edge and the ball's landing location.</p>  <p>Round your answer up to 2 decimal places Do not include unit (m)</p> <p>Type your answer below (mathematical expression):</p> <input type="text"/> <p><input type="button" value="Submit Answer"/> <input type="button" value="Show hint 1 of 3"/></p>

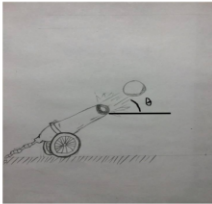

3.1 b	Time (t)	<p>ASSIGNMENT: PROBLEM #P3A/3BR</p> <p>Problem ID: PRA75RN Comment on this problem</p> <p>A ball is knocked off the edge of a high table with an initial velocity of 2.50 m/s (perfectly horizontally). The ball lands on the floor 6.60 m from the edge of the table.</p> <p>How long did it take the ball to fall to the floor?</p>  <p>Round your answer up to 2 decimal places Do not include unit (s)</p> <p>Type your answer below (mathematical expression): <input type="text"/></p> <p><input type="button" value="Submit Answer"/> <input type="button" value="Show hint 1 of 3"/></p>
3.1 c	Initial Horizontal Velocity (v_i)	<p>Problem ID: PRA750V Comment on this problem</p> <p>A ball leaves the edge of a high table with an unknown initial velocity. (But it was known that the ball was moving perfectly horizontally.) The ball hits the ground 9.50m away from the edge of the table 5.30s after it left.</p> <p>What was the ball's initial velocity?</p>  <p>Round your answer up to 2 decimal places. Do not include unit (m/s).</p> <p>Type your answer below (mathematical expression): <input type="text"/></p> <p><input type="button" value="Submit Answer"/> <input type="button" value="Show hint 1 of 3"/></p>
3.2	Vertical Motion $h = 12gt^2$ $v = gt$	

3.2 a	Height (h)	<p>A Biology book slides off the horizontal surface of a tabletop with an initial horizontal speed of 9.00 m/s. It strikes the floor after 0.90 s.</p> <p>Ignore air resistance, find the height of the tabletop above the floor. Set up: Choose down as the positive direction and use $g = 9.8 \text{ m/s}^2$</p>  <p>Round the answer up to 2 decimal places Do not include unit (m)</p> <p>Type your answer below (mathematical expression): <input type="text"/></p> <p><input type="button" value="Submit Answer"/> <input type="button" value="Show hint 1 of 3"/></p>
3.2 b	Time (t)	<p>Problem ID: PRA7R9D Comment on this problem</p> <p>A dart is thrown horizontally toward point A, the bull's eye on a on the dart board. However, it hits point B on the rim, vertically below A. Given the initial velocity 4.00 m/s, the length AB equal to 0.10 m.</p> <p>Find the time the dart hits point B. Set up: Choose down as the positive direction and use $g = 9.8 \text{ m/s}^2$</p>  <p>Round the answer up to 2 decimal places Do not include unit (s)</p> <p>Type your answer below (mathematical expression): <input type="text"/></p> <p><input type="button" value="Submit Answer"/> <input type="button" value="Show hint 1 of 3"/></p>
3.2 c	Velocity before hitting the ground (v)	<p>Problem ID: PKA7BL3 Comment on this problem</p> <p>A Biology book is pushed off a tabletop and hits the floor below. The book has an initial horizontal velocity of 12.00m/s; it hits the floor after 0.90s.</p> <p>Calculate the velocity in the vertical direction of the book just as it hits the floor. Set up hint: Choose the down as the positive direction. Use $g = 9.8 \text{ m/s}^2$</p>  <p>Round the answer up to 2 decimal places Do not include unit (m/s)</p> <p>Type your answer below (mathematical expression): <input type="text"/></p> <p><input type="button" value="Submit Answer"/> <input type="button" value="Show hint 1 of 3"/></p>

SECTION 4: TWO DIMENSIONAL MOTION WITH ANGLED VELOCITY

Sub-Section	Content	Example
4.1	Horizontal Motion $D = [v_i \sin(\theta)] * t$	
4.1 a	Distance (D)	<div style="border: 1px solid black; padding: 5px;"> <p>A ball is fired from a cannon on the ground. The angle of firing the ball is $\theta = 44.00^\circ$ and the ball's initial velocity is 17.00 m/s. Given that the ball will hit the ground after 8.00 seconds.</p> <p>Find the horizontal distance that the ball travels.</p>  <p style="color: red; font-weight: bold;">Round the answer up to 2 decimal places Do not include unit (m)</p> <p style="font-size: small;">Type your answer below (mathematical expression):</p> <div style="display: flex; justify-content: space-between; align-items: center;"> <input style="width: 150px; height: 15px;" type="text"/> 100% </div> <div style="display: flex; justify-content: space-between; align-items: center;"> Submit Answer Show hint 1 of 4 </div> </div>
4.1 b	Time (t)	<div style="border: 1px solid black; padding: 5px;"> <p>A cannon ball is fired at an angle of $\theta = 38.90^\circ$ with an initial velocity of 7.00m/s. The cannon ball hits the (level) ground 20.80m away from the cannon.</p> <p>Find the time that the ball travels.</p>  <p style="color: red; font-weight: bold;">Round the answer up to 2 decimal places Do not include unit (s)</p> <p style="font-size: small;">Type your answer below (mathematical expression):</p> <div style="display: flex; justify-content: space-between; align-items: center;"> <input style="width: 150px; height: 15px;" type="text"/> 100% </div> <div style="display: flex; justify-content: space-between; align-items: center;"> Submit Answer Show hint 1 of 4 </div> </div>
4.1 c	Initial Velocity (v_i)	<div style="border: 1px solid black; padding: 5px;"> <p>A ball is fired from a cannon at an angle $\theta = 60.90^\circ$. The initial velocity is unknown. The cannon ball hits the ground 10.00m from the cannon 10.60s after it leaves.</p> <p>Find the ball's initial velocity (the combined initial velocity)</p>  <p style="color: red; font-weight: bold;">Round the answer up to 2 decimal places Do not include unit (m/s)</p> <p style="font-size: small;">Type your answer below (mathematical expression):</p> <div style="display: flex; justify-content: space-between; align-items: center;"> <input style="width: 150px; height: 15px;" type="text"/> 100% </div> <div style="display: flex; justify-content: space-between; align-items: center;"> Submit Answer Show hint 1 of 4 </div> </div>
4.2	Vertical Motion	

	$h = \frac{1}{2}gt^2 + [v_i \sin(\theta)] * t$ $v_f = v_i \sin(\theta) + gt$ $v_f^2 = [v_i \sin(\theta)]^2 + 2gh$	
4.2 a	(max) Height (h)	<p>A ball is fired from a cannon on the ground. The angle of firing the ball is $\theta = 31.00^\circ$ and the ball's initial velocity is 24.00 m/s.</p> <p>Find the maximum height the ball could reach.</p> <p>Set up: Choose up as the positive direction and use $g = -9.8 \text{ m/s}^2$.</p>  <p>Round the answer up to 2 decimal places Do not include unit (m)</p> <p>Type your answer below (mathematical expression):</p> <p><input type="text"/></p> <p>Submit Answer 100% </p> <p style="text-align: right;">Show hint 1 of 4</p>
4.2 b	Time to reach (max) height (t)	<p>A cannon ball is fired at an angle $\theta = 60.00^\circ$ with an initial velocity of 6.00 m/s.</p> <p>Find the time the ball reaches its maximum height.</p> <p>Set up: Choose up as the positive and use $g = -9.8 \text{ m/s}^2$.</p>  <p>Round the answer up to 2 decimal places Do not include unit (s)</p> <p>Type your answer below (mathematical expression):</p> <p><input type="text"/></p> <p>Submit Answer 100% </p> <p style="text-align: right;">Show hint 1 of 4</p>

4.2 c	Initial Velocity (v_i)	<p>A cannon ball is fired at an angle $\theta = 30.00^\circ$. Its initial velocity is unknown. The cannon ball reach the maximum height after 15.00 s.</p> <p>Find the initial velocity of the ball (the combined initial velocity)</p> <p>Set up: Choose up as the positive and use $g = -9.8 \text{ m/s}^2$.</p>  <p>Round the answer up to 2 decimal places Do not include unit (m/s)</p> <p>Type your answer below (mathematical expression):</p> <input data-bbox="847 667 971 680" type="text"/> <p><input data-bbox="847 684 943 701" type="button" value="Submit Answer"/></p> <p>100% </p> <p><input data-bbox="1390 684 1495 701" type="button" value="Show hint 1 of 4"/></p> <p><small>ts/student/index.html?review=true&assignmentID=PR660884</small></p>
-------	----------------------------	---

Appendix B - Variablized Templates

Problem Set "Appendix" id:[PSAZ2JY] **Select All** **1) Problem #PRA7KJX "PRA7KJX - Convert (km/..."**Convert $\%v\{\text{sprintf}(\"%0.2f",c)\}$ (km/hr) to (m/s)

Round your answer to 2 decimal places

Do not include units.

Algebraic Expression: $\%v\{\text{answer_rounded}\}$ $\%v\{\text{answer_rounded}\} + 0.01$ $\%v\{\text{answer_rounded}\} - 0.01$ **Hints:**

- 1) 1 km = 1000 m
1 hr = 3600 s (60s = 1min; 60min = 1hr)

2) Use the "railroad tracks" (string of fractions) method to convert.

•

$$\%v\{\text{sprintf}(\"%0.2f",c)\} \frac{\cancel{km}}{\cancel{hr}} \times \frac{1000 \cancel{m}}{1 \cancel{km}} \times \frac{1 \cancel{hr}}{3600 s} = \%v\{\text{answer_rounded}\} \frac{m}{s}$$

Type in $\%v\{\text{answer_rounded}\}$ **2) Problem #PRA7KJ4 "PRA7KJ4 - Convert (m/s) t..."**Convert $\%v\{\text{sprintf}(\"%0.2f",d)\}$ (m/s) to (km/hr)

Round your answer to 2 decimal places

Do not include units.

Algebraic Expression: $\%v\{\text{answer_rounded}\}$ **Hints:**

- 1) 1 km = 1000 m
1 hr = 3600 s (60s = 1min; 60min = 1hr)

2) Use the "railroad tracks" (string of fractions) method to convert.

•

$$\%v\{\text{sprintf}(\"%0.2f",d)\} \frac{\cancel{m}}{\cancel{s}} \times \frac{1 \cancel{km}}{1000 \cancel{m}} \times \frac{3600 \cancel{s}}{1 \text{ hour}} = \%v\{\text{answer_rounded}\} \frac{km}{hr}$$

Type in $\%v\{\text{answer_rounded}\}$

3) Problem #PRA7KJ2 "PRA7KJ2 - Convert (mile..."

Convert $\%v\{\text{sprintf}(\"%0.2f", x)\}$ (miles/hr) to (ft/s)

Round your answer to 2 decimal places

Do not include units.

Algebraic Expression:

✓ $\%v\{\text{answer_rounded}\}$

✓ $\%v\{\text{answer_rounded}\} + 0.01$

✓ $\%v\{\text{answer_rounded}\} - 0.01$

Hints:

- 1) 1 mile = 5280 ft
1 hr = 3600 s (60s = 1min; 60min = 1hr)
- 2) Use the "railroad tracks" (string of fractions) method to convert.

$$\%v\{\text{sprintf}(\"%0.2f", x)\} \frac{\cancel{\text{mile}}}{\cancel{\text{hour}}} \times \frac{5280 \text{ ft}}{1 \cancel{\text{mile}}} \times \frac{1 \cancel{\text{hour}}}{3600 \text{ s}} = \%v\{\text{answer_rounded}\} \frac{\text{ft}}{\text{s}}$$

Type in $\%v\{\text{answer_rounded}\}$

 4) Problem #PRA7KJ8 "PRA7KJ8 - Convert (ft/s) to (mile/hr)"

Convert $\%v\{\text{sprintf}(\"%0.2f", x)\}$ (ft/s) to (mile/h)

Round your answer to 2 decimal places

Do not include units.

Algebraic Expression:

✓ $\%v\{\text{answer_rounded}\}$

✓ $\%v\{\text{answer_rounded}\} + 0.01$

✓ $\%v\{\text{answer_rounded}\} - 0.01$

Hints:


- 1) 1 mile = 5280 ft
1 hr = 3600 s (60s = 1min; 60min = 1hr)
- 2) Use the "railroad tracks" (string of fractions) method to convert.

$$\%v\{\text{sprintf}(\"%0.2f", x)\} \frac{\cancel{\text{ft}}}{\cancel{\text{s}}} \times \frac{1 \text{ mile}}{5280 \cancel{\text{ft}}} \times \frac{3600 \cancel{\text{s}}}{1 \text{ hour}} = \%v\{\text{answer_rounded}\} \frac{\text{mile}}{\text{hour}}$$

Type in $\%v\{\text{answer_rounded}\}$

5) Problem #PRA7ZQB "PRA7ZQB - Calculate travel distance given velocity and time"

A car moves at a constant velocity $\%v\{\text{sprintf}("%.2f",\text{velocity})\}$ m/s for $\%v\{\text{sprintf}("%.2f",\text{time})\}$ seconds. Calculate the travel distance of the car



Round the answer up to 2 decimal places
Do not include unit (m)

Algebraic Expression:

- ✓ $\%v\{\text{distance_rounded}\}$
- ✓ $\%v\{\text{distance_rounded}\} + 0.01$
- ✓ $\%v\{\text{distance_rounded}\} - 0.01$

Hints:

- 1) Given: **velocity** = $\%v\{\text{sprintf}("%.2f",\text{velocity})\}$ m and **time** = $\%v\{\text{sprintf}("%.2f",\text{time})\}$ s
- 2) Constant Velocity \Rightarrow $\text{distance} = \text{velocity} * \text{time}$
- $\text{distance} = \text{velocity} \times \text{time}$

Plug in the value we have:

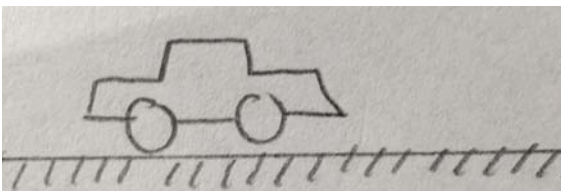
$$d = (\%v\{\text{sprintf}("%.2f",\text{velocity})\})(\%v\{\text{sprintf}("%.2f",\text{time})\}) = \%v\{\text{distance_rounded}\} \text{ m}$$

The distance is $\%v\{\text{distance_rounded}\}$ m

Type in $\%v\{\text{distance_rounded}\}$

6) Problem #PRA7YMD "PRA7YMD - Calculate velocity given travel distance and time"

A family car travels $\%v\{\text{sprintf}("%.2f",\text{distance})\}$ m in $\%v\{\text{sprintf}("%.2f",\text{time})\}$ seconds at constant velocity. Calculate the velocity of the car.



Round the answer up to 2 decimal places
Do not include unit (m/s)

Algebraic Expression:

- ✓ $\%v\{\text{velocity_rounded}\}$
- ✓ $\%v\{\text{velocity_rounded}\} + 0.01$
- ✓ $\%v\{\text{velocity_rounded}\} - 0.01$

Hints:

- 1) Given: $\text{distance} = \text{\%v}\{\text{sprintf}(\text{"\%0.2f"}, \text{distance})\}$ m and $\text{time} = \text{\%v}\{\text{sprintf}(\text{"\%0.2f"}, \text{time})\}$ s
- 2) Constant Velocity $\Rightarrow \text{distance} = \text{velocity} \times \text{time}$

$$\bullet \text{ distance} = \text{velocity} \times \text{time} \Rightarrow \text{velocity} = \frac{\text{distance}}{\text{time}}$$

Plug in the values, we have:


$$v = \frac{\text{\%v}\{\text{sprintf}(\text{"\%0.2f"}, \text{distance})\}}{\text{\%v}\{\text{sprintf}(\text{"\%0.2f"}, \text{time})\}} = \text{\%v}\{\text{velocity_rounded}\} \text{ m/s}$$

The velocity is $\text{\%v}\{\text{velocity_rounded}\}$ m/s

Type in $\text{\%v}\{\text{velocity_rounded}\}$

7) Problem #PRA7YKU "PRA7YKU - Calculate travel time given distance and velocity"

A car travels $\text{\%v}\{\text{sprintf}(\text{"\%0.2f"}, \text{distance})\}$ m at a constant velocity $\text{\%v}\{\text{sprintf}(\text{"\%0.2f"}, \text{velocity})\}$ m/s. Calculate the time that the car travels.



Round the answer up to 2 decimal places
Do not include unit (s)

Algebraic Expression:

- ✓ $\text{\%v}\{\text{time_rounded}\}$
- ✓ $\text{\%v}\{\text{time_rounded}\} + 0.01$
- ✓ $\text{\%v}\{\text{time_rounded}\} - 0.01$

Hints:

- 1) Given:
 - $\text{distance} = \text{\%v}\{\text{sprintf}(\text{"\%0.2f"}, \text{distance})\}$ m
 - $\text{velocity} = \text{\%v}\{\text{sprintf}(\text{"\%0.2f"}, \text{velocity})\}$ m/s
- 2) Constant velocity
 - $\text{distance} = \text{velocity} \times \text{time}$

$$\bullet \text{ distance} = \text{velocity} \times \text{time} \Rightarrow \text{time} = \frac{\text{distance}}{\text{velocity}}$$

Plug in the values, we have:

$t =$ = $\%v\{\text{time_rounded}\}$ s

$\%v\{\text{sprintf}(\"%0.2f",\text{distance})\}$

$\%v\{\text{sprintf}(\"%0.2f",\text{velocity})\}$

Type in $\%v\{\text{time_rounded}\}$

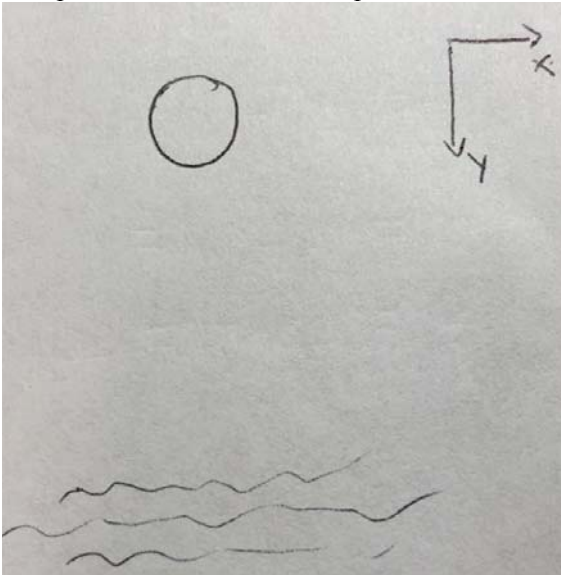
8) Problem #PRA7ZVW "PRA7ZVW - Free Fall: Calculate Height given time"

A ball is dropped into a river from a bridge. The ball hits the water surface after $\%v\{\text{sprintf}(\"%0.2f",\text{time})\}$ s.

Find the positive height of the bridge above the river.

(Ignore any air resistance in your calculations.)

Set up: Choose the down as the positive direction and use $g = 9.8 \text{ m/s}^2$



Round the answer up to 2 decimal places

Do not include unit (m)

Algebraic Expression:

✓ $\%v\{\text{height_rounded}\}$

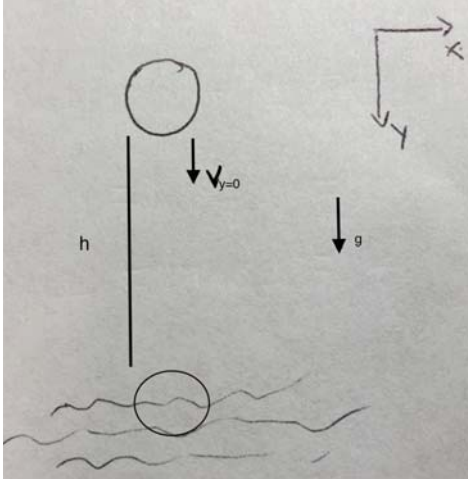
✓ $\%v\{\text{height_rounded}\} + 0.01$

✓ $\%v\{\text{height_rounded}\} - 0.01$

Hints:

- 1) Sketch your own motion diagram
- 2) Label your drawing. Include the initial velocity of the ball.
- 3) What equation should you use? You are given **time** and initial velocity, you need **height**.

• 1)



2) The motion is free fall $\Rightarrow v_y = 0$

3) The necessary equation is:

$$h = \frac{1}{2}gt^2 + v_y t = \frac{1}{2}gt^2 \text{ (since } v_y = 0\text{)}$$

$$\bullet h = \frac{1}{2}gt^2$$

Plug in the value, we have:

$$h = \frac{1}{2}(9.8)(\%v\{\text{sprintf}(\text{"\%.2f"}, \text{time})\})^2 = \%v\{\text{height_rounded}\} \text{ m}$$

The height of the bridge is $\%v\{\text{height_rounded}\} \text{ m}$

Type in $\%v\{\text{height_rounded}\}$

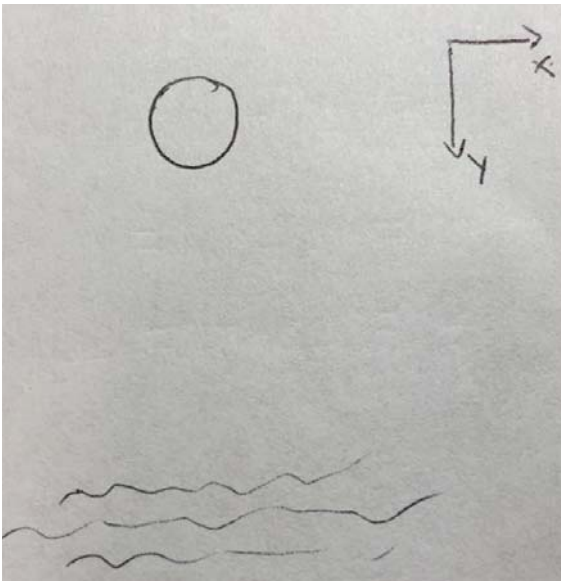
9) Problem #PRA8G2G "PRA8G2G - Calculate time given height"

A ball is dropped from a bridge into the river below.

The bridge is $\%v\{\text{sprintf}(\text{"\%.2f"}, \text{height})\} \text{ m}$ above the water surface.

Find the time the ball reaches the water surface.

Set up: Choose down as the positive direction and use $g = 9.8 \text{ m/s}^2$



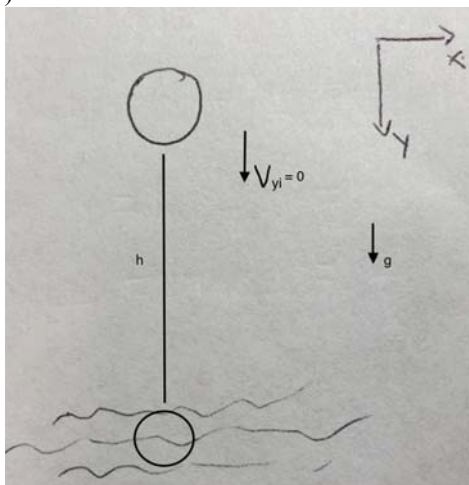
Round the answer up to 2 decimal places
Do not include unit (s)

Algebraic Expression:

- ✓ $\%v\{\text{rounded_t}\}$
- ✓ $\%v\{\text{rounded_t}\} + 0.01$
- ✓ $\%v\{\text{rounded_t}\} - 0.01$

Hints:

- 1) Sketch your own motion diagram
- 2) Does the ball have any initial velocity?
- 3) What equation should you use? You are given **height** and initial velocity (by default from the situation), you need **time**
- 1)



2) The motion is free fall $\Rightarrow v_{yi} = 0$

3) The necessary equation is:

$$h = \frac{1}{2}gt^2 + v_{yi}t = \frac{1}{2}gt^2 \text{ (since } v_{yi} = 0)$$

$$h = \frac{1}{2}gt^2 \Rightarrow t^2 = \frac{2h}{g} \Rightarrow t = \left(\frac{2h}{g}\right)^{1/2}$$

Plug in the value, we have:

$$t = \left(\frac{2 \cdot \text{\%v\{sprintf("\%.2f", height)\}}}{9.8}\right)^{1/2} = \text{\%v\{rounded_t\}} \text{ s}$$

Type in \%v\{rounded_t\}

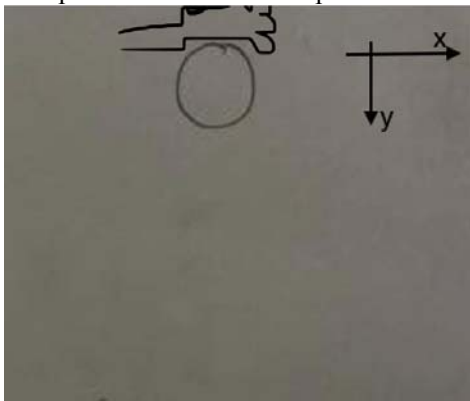
10) Problem #PRA8G2H "PRA8G2H - Calculate velocity given time"

A ball is dropped (with no initial velocity) and falls straight down for \%v\{sprintf("\%.2f", time)\} s.

What is the ball's velocity \%v\{sprintf("\%.2f", time)\} s after being dropped?

(Assume no air resistance in your calculations.)

Set up: Choose down as the positive direction and use $g = 9.8 \text{ m/s}^2$



Round the answer up to 2 decimal places

Do not include unit (m/s)

Algebraic Expression:

✓ \%v\{rounded_final\}

✓ \%v\{rounded_final\} + 0.01

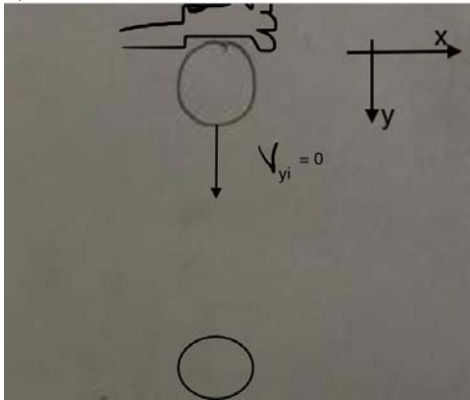
✓ \%v\{rounded_final\} - 0.01

Hints:

- 1) Sketch your own motion diagram
- 2) What is v_i ?

3) What equation should you use? You are given **time** and g ; you need to find **velocity (v)** at $\%v\{\text{sprintf}(\text{"\%.2f"}, \text{time})\}$.

• 1)



2) When an object is dropped, $v_{yi} = 0$

3) The necessary equation is:

$$v = v_{yi} + gt$$

Since $v_{yi} = 0$,

$$v = gt$$

• $v = gt$

When we plug in the values, we have:

$$v = (9.8)(\%v\{\text{sprintf}(\text{"\%.2f"}, \text{time})\}) = \%v\{\text{rounded_final}\} \text{ m/s}$$

Type in $\%v\{\text{rounded_final}\}$

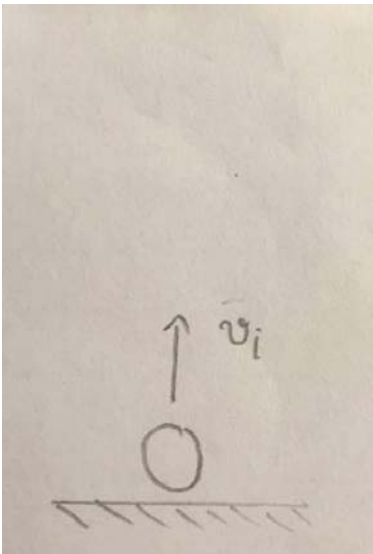
11) Problem #PRA73M6 "PRA73M6 - Calculate height given time and initial velocity"

A ball is thrown straight up with an initial velocity of $\%v\{\text{sprintf}(\text{"\%.2f"}, \text{velocity})\}$ m/s.

How high (compared to the starting point) is the ball $\%v\{\text{sprintf}(\text{"\%.2f"}, \text{time})\}$ s after being released?

(Ignore any air resistance in your calculations.)

Set up: Choose the up as the positive direction and use $g = -9.8 \text{ m/s}^2$



Round the answer up to 2 decimal places

Do not include unit (m)

Algebraic Expression:

✓ $\%v\{\text{rounded_height}\}$

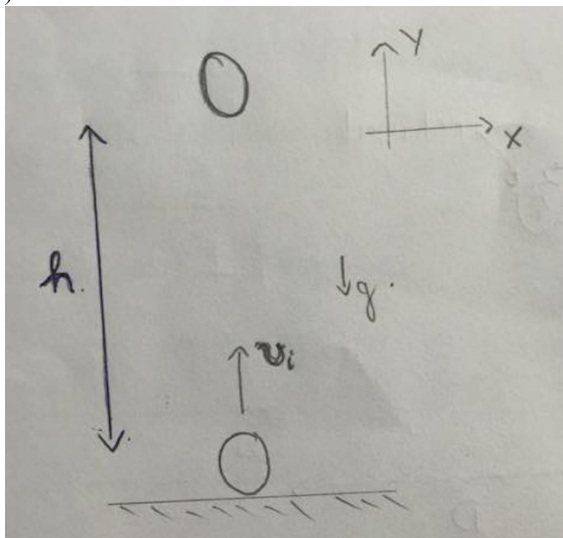
✓ $\%v\{\text{rounded_height}\} + 0.01$

✓ $\%v\{\text{rounded_height}\} - 0.01$

Hints:

- - 1) Sketch your own motion diagram
 - 2) What equation should you use? You are given **time**, **initial velocity**, and g . You need **height**.

• 1)



2) The necessary equation is:

$$h = \frac{1}{2}gt^2 + v_i t$$

(This is a special case of $y = y_i + v_{yi} t + \frac{1}{2}at^2$.)

$$h = \frac{1}{2}gt^2 + v_i t$$

Plug in the value, we have:

$$h = \frac{1}{2}(-9.8)(\%v\{\text{sprintf}("%0.2f", \text{time})\})^2 + (\%v\{\text{sprintf}("%0.2f", \text{velocity})\})(\%v\{\text{sprintf}("%0.2f", \text{time})\})$$

$$= \%v\{\text{sprintf}("%0.2f", \text{rounded_height})\} \text{ m}$$

Type in $\%v\{\text{sprintf}("%0.2f", \text{rounded_height})\}$

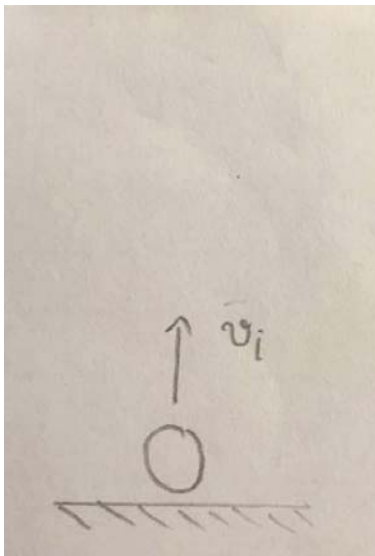
12) Problem #PRA7NH3 "PRA7NH3 - Maximum Height"

A ball is thrown straight up with an initial velocity of $\%v\{\text{sprintf}("%0.2f", \text{velocity})\}$ m/s.

What is the maximum height (compared to the starting point) that the ball $\%v\{\text{sprintf}("%0.2f", \text{time})\}$ s reaches?

(Ignore any air resistance in your calculations.)

Set up: Choose the up as the positive direction and use $g = -9.8 \text{ m/s}^2$



Round the answer up to 2 decimal places

Do not include unit (m)

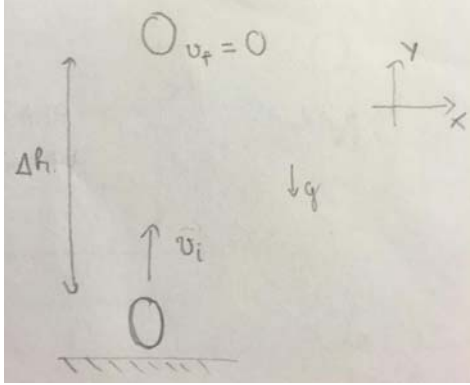
Algebraic Expression:

- ✓ $\%v\{\text{distance_rounded}\}$
- ✓ $\%v\{\text{distance_rounded}\} - 0.01$
- ✓ $\%v\{\text{distance_rounded}\} + 0.01$

Hints:

- 1) Sketch your own motion diagram.
- 2) Label your drawing. Include information like the velocity at maximum height?
- 2) What equation should you use? You have **initial velocity (v_i)**, **velocity at maximum height** and g (9.8 m/s^2); you need *height*.

• 1)



2) At maximum height $\Rightarrow v_f = 0$

3) The necessary equation is the time-independent equation: $v_f^2 - v_i^2 = 2gh$

• Since $v_f = 0$

$$\Rightarrow 0 - v_i^2 = 2gh$$

$$\Rightarrow h = \frac{-v_i^2}{2g}$$

Plug in the values, we have:

$$h = \frac{-(\text{\%v\{sprintf(\"%.2f\",velocity)\}})^2}{2(-9.8)} = \text{\%v\{sprintf(\"%.2f\",distance_rounded)\}} \text{ m}$$

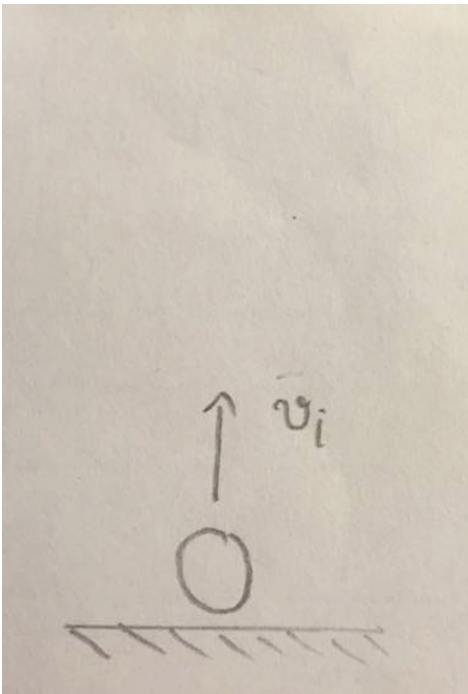
Type in $\text{\%v\{sprintf(\"%.2f\",distance_rounded)\}}$

13) Problem #PRA8HPX "PRA8HPX - Calculate the time to reach maximum height given initial velocity"

A ball is thrown straight up with an initial velocity of $\text{\%v\{sprintf(\"%.2f\",velocity)\}}$ m/s.

Calculate the time for the ball to reach maximum height.

Set up: Choose the up as the positive direction and use $g = -9.8 \text{ m/s}^2$



Round the answer up to 2 decimal places.

Do not include unit (s) in your answer.

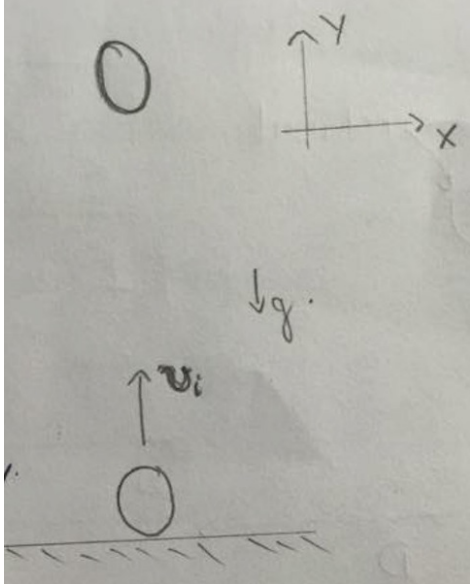
Algebraic Expression:

- ✓ $\%v\{\text{time_rounded}\}$
- ✓ $\%v\{\text{time_rounded}\} + 0.01$
- ✓ $\%v\{\text{time_rounded}\} - 0.01$

Hints:

- 1) Sketch your own motion diagram
- 2) What equation should you use? You are given **initial velocity**, and g. You need **time**.
- 3) Also, what is the velocity at **maximum** height?

• 1)



2) To find new velocity after certain amount of **time**, we need the equation:

$$v = v_i + gt$$

3) At **maximum** height, $v=0$. The equation becomes:

$$0 = v_i + gt$$

$$0 = v_i + gt \Rightarrow t = \frac{-v_i}{g}$$

Plug in the values, we have:

$$t = \frac{-(\%v\{\text{sprintf}("%0.2f", \text{velocity})\})}{(-9.8)} = \%v\{\text{time_rounded}\} \text{ s}$$

Type in $\%v\{\text{time_rounded}\}$

14) Problem #PRA73ND "PRA73ND - Calculate initial velocity given time to reach maximum height"

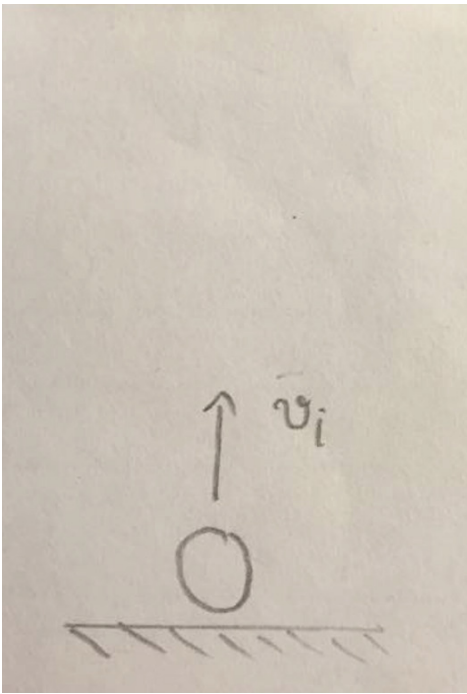
A ball is thrown straight up.

The ball reaches the maximum height $\%v\{\text{sprintf}("%0.2f", \text{time})\}$ s after being released.

What was the initial velocity?

(Ignore any air resistance in your calculations.)

Set Up: Choose the up as the positive direction and use $g = -9.8 \text{ m/s}^2$



Round the answer up to 2 decimal places

Do not include unit (m/s)

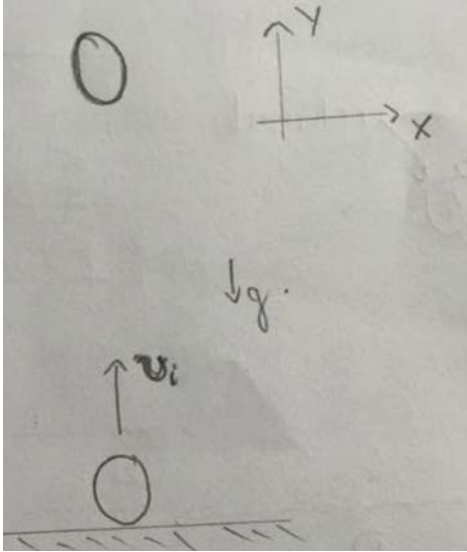
Algebraic Expression:

- ✓ $\%v\{\text{rounded_velocity}\}$
- ✓ $\%v\{\text{rounded_velocity}\} + 0.01$
- ✓ $\%v\{\text{rounded_velocity}\} - 0.01$

Hints:

- - 1) Sketch your own motion diagram
 - 2) What equation should you use? You are given **time**, and **g**. You need **initial velocity**
 - 3) Also, what is the velocity of the ball at **maximum** height?

• 1)



2) The necessary equation is:

$$v = v_i + gt$$

3) At maximum height $v = 0$. The equation becomes:

$$0 = v_i + gt$$

$$0 = v_i + gt$$

$$\Rightarrow v_i = -gt$$

Plug in the value, we have:

$$v_i = -(-9.8)(\%v\{\text{sprintf}(\text{"\%.2f"}, \text{time})\}) = \%v\{\text{rounded_velocity}\} \text{ m/s}$$

Type in $\%v\{\text{rounded_velocity}\}$

15) Problem #PRA7VGD "PRA7VGD - Finding x component of initial velocity"

$\%v\{\text{article[pointer]}\}$ $\%v\{\text{object[pointer]}\}$ is fired from the horizontal ground at an initial velocity $\%v\{\text{sprintf}(\text{"\%.2f"}, \text{velocity})\}$ m/s, with an angle $\theta = \%v\{\text{angle}\}$ from the ground.

Calculate the initial velocity of the $\%v\{\text{object[pointer]}\}$ in the *X-direction*.

Round the answer up to 2 decimal places

Do not include unit (m/s)

Algebraic Expression:

✓ $\%v\{\text{x_velocity_rounded}\}$

✓ $\%v\{\text{x_velocity_rounded}\} + 0.01$

✓ $\%v\{\text{x_velocity_rounded}\} - 0.01$

✗ $\%v\{\text{wrong_ans}\}$

- Check your calculator's mode. This is what the answer would be if the angle were in radians. The angle given is in degrees.

✘ $\%v\{\text{wrong_ans}\} + 0.01$

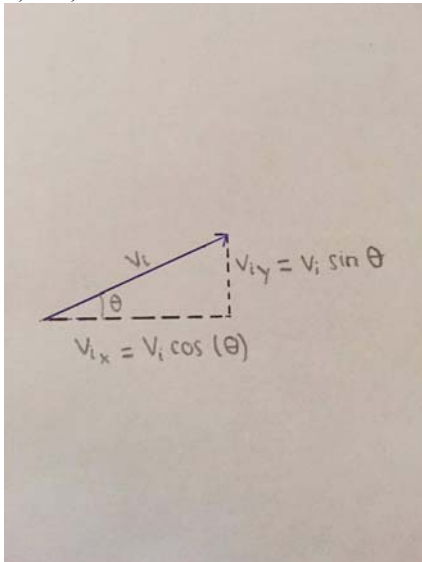
- Check your calculator's mode. This is what the answer would be if the angle were in radians. The angle given is in degrees.

✘ $\%v\{\text{wrong_ans}\} - 0.01$

- Check your calculator's mode. This is what the answer would be if the angle were in radians. The angle given is in degrees.

Hints:

- 1) Sketch your own motion diagram
- 2) Label the x and y components of initial velocity
- 3) Use common trigonometry to find the v_{ix}
- 1) + 2)



3) $v_{ix} = v_i \cos(\theta)$

- $v_{ix} = (\%v\{\text{sprintf}("%0.2f", \text{velocity})\}) \cos(\%v\{\text{angle}\}^\circ) = \%v\{\text{x_velocity_rounded}\} \text{ m/s}$

The velocity in the X-direction is: $\%v\{\text{x_velocity_rounded}\} \text{ m/s}$

Type in $\%v\{\text{x_velocity_rounded}\}$

16) Problem #PRA7KT3 "PRA7KT3 - Finding Y Component of initial velocity"

$\%v\{\text{article[pointer]}\} \%$ $\%v\{\text{object[pointer]}\}$ is $\%v\{\text{action[pointer]}\}$ from the horizontal ground at an initial velocity of $\%v\{\text{sprintf}("%0.2f", \text{velocity})\} \text{ m/s}$ and at an angle of $\theta = \%v\{\text{angle}\}^\circ$ from the ground.

Calculate the initial velocity of the $\%v\{\text{object[pointer]}\}$ in the **Y-direction**.

Round the answer up to 2 decimal places
Do not include units (m/s)

Algebraic Expression:

✓ $\%v\{y_velocity_rounded\}$

✓ $\%v\{y_velocity_rounded\} + 0.01$

✓ $\%v\{y_velocity_rounded\} - 0.01$

✗ $\%v\{wrong_ans\}$

- Check your calculator's mode. This is what the answer would be if the angle were in radians. The angle given is in degrees.

✗ $\%v\{wrong_ans\} + 0.01$

- Check your calculator's mode. This is what the answer would be if the angle were in radians. The angle given is in degrees.

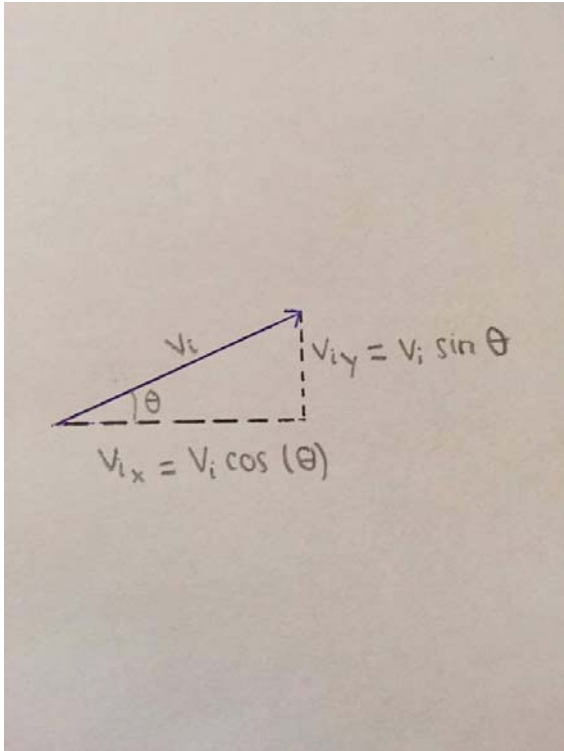
✗ $\%v\{wrong_ans\} - 0.01$

- Check your calculator's mode. This is what the answer would be if the angle were in radians. The angle given is in degrees.

Hints:

- 1) Sketch your own motion diagram
- 2) Label the x and y components of initial velocity
- 3) Use trigonometry to find v_{iy}

- 1) + 2)



2) $v_{iy} = v_i \sin(\theta)$

- $v_{iy} = (\%v\{\text{sprintf}(\%0.2f, \text{velocity})\}) \sin(\%v\{\text{angle}\}^\circ) = \%v\{\text{y_velocity_rounded}\} \text{ m/s}$

The velocity in the Y-direction is: $\%v\{\text{y_velocity_rounded}\} \text{ m/s}$

Type in $\%v\{\text{y_velocity_rounded}\}$

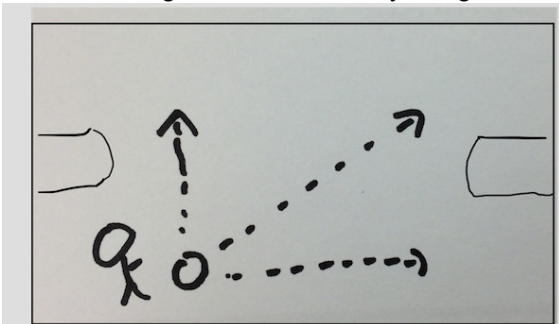
17) Problem #PRA7RRE "PRA7RRE - Calculate the ang..."

A soccer player kicks the ball along the ground (perfectly horizontal).

The ball's velocity in the x-direction (downfield) is $\%v\{\text{sprintf}(\%0.2f, x)\} \text{ m/s}$; the ball's velocity in the y-direction (across field) is $\%v\{\text{sprintf}(\%0.2f, y)\} \text{ m/s}$.

The x (\rightarrow) and y (\uparrow) velocities are the components of the initial velocity v_0 .

Calculate the angle of the ball's velocity in degrees.



Round the answer up to 2 decimal places

Do not include unit (degrees)

Algebraic Expression:

✓ `%v{angle_rounded}`

✓ `%v{angle_rounded} + 0.01`

✓ `%v{angle_rounded} - 0.01`

✗ `%v{duplicate_check}`

- You would be correct if the units were in radians.

Check your calculator's mode.

✗ `%v{duplicate_check} +0.01`

- You would be correct if the units were in radians.

Check your calculator's mode.

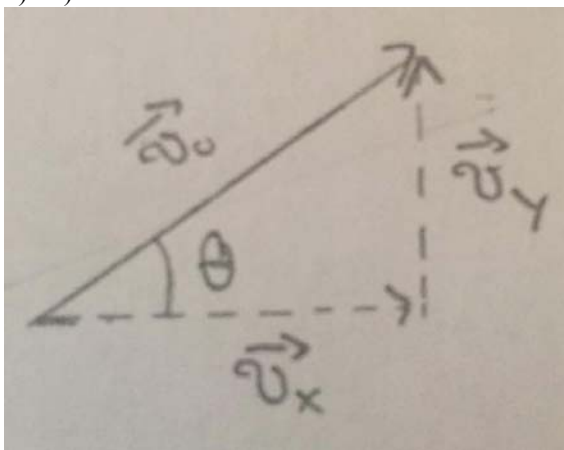
✗ `%v{duplicate_check} -0.01`

- You would be correct if the units were in radians.

Check your calculator's mode.

Hints:

- 1) Sketch your own motion diagram
 - 2) Label the x-velocity (v_x) and y-velocity (v_y)
 - 3) Use trigonometry to find the angle θ
- 1)+2)



- Using common trigonometry:

$$\tan(\theta) = \frac{v_y}{v_x}$$

$$\bullet \tan(\theta) = \frac{v_y}{v_x} \Rightarrow \theta = \tan^{-1}\left(\frac{v_y}{v_x}\right) \Rightarrow$$

`%v{sprintf("%.2f",y)}`

$$\theta = \tan^{-1}\left(\frac{\text{\%v\{sprintf("%.2f",x)\}}}{\text{\%v\{sprintf("%.2f",y)\}}}\right) = \text{\%v\{angle_rounded\}}^\circ$$

The answer is $\text{\%v\{angle_rounded\}}^\circ$

Type in $\text{\%v\{angle_rounded\}}$

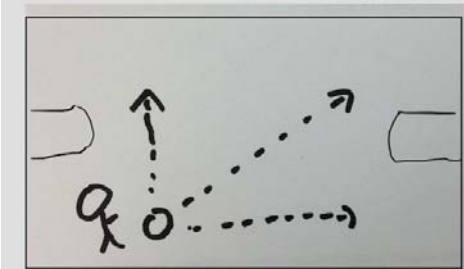
18) Problem #PRA755S "PRA755S - Calculate the initial velocity given the x and y velocity"

A soccer player kicks the ball along the ground (perfectly horizontal).

The ball's velocity in the x-direction (downfield) is $\text{\%v\{sprintf("%.2f",x)\}}$ m/s; the ball's velocity in the y-direction (across field) is $\text{\%v\{sprintf("%.2f",y)\}}$ m/s.

The x (\rightarrow) and y (\uparrow) velocities are the components of the initial velocity V_0 .

Calculate the magnitude of the initial velocity V_0 in m/s.



Round the answer up to 2 decimal places

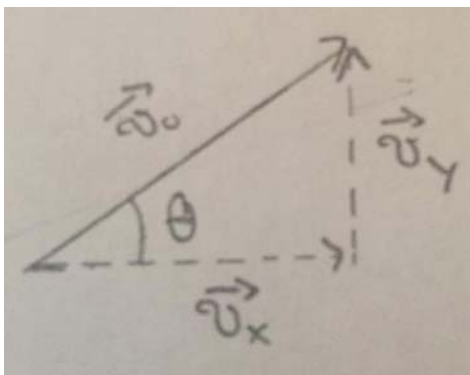
Do not include unit (m/s)

Algebraic Expression:

- ✓ $\text{\%v\{velocity_rounded\}}$
- ✓ $\text{\%v\{velocity_rounded\}} + 0.01$
- ✓ $\text{\%v\{velocity_rounded\}} - 0.01$

Hints:

- 1) Sketch your own motion diagram
- 2) Label the x-velocity (v_x) and y-velocity (v_y)
- 3) Use Pythagorean theorem V_0
- 1)+2)



3) Applying Pythagorean theorem to the sketch above, we have:

$$v_0^2 = v_x^2 + v_y^2$$

which becomes:

$$v_o = (v_x^2 + v_y^2)^{1/2}$$

(Remember: Raising something to the 1/2 power is the same as taking the square root.)

- $v_o = (v_x^2 + v_y^2)^{1/2}$

When you plug in the values, you get:

$$v_o = (\%v\{\text{sprintf}("%0.2f",x)\}^2 + \%v\{\text{sprintf}("%0.2f",y)\}^2)^{1/2} = \%v\{\text{sprintf}("%0.2f",velocity_rounded)\} \text{ m/s}$$

Type in $\%v\{\text{sprintf}("%0.2f",velocity_rounded)\}$

19) Problem #PRA7P5T "PRA7P5T - Calculate the horizontal distance given initial velocity and time to hit the ground"

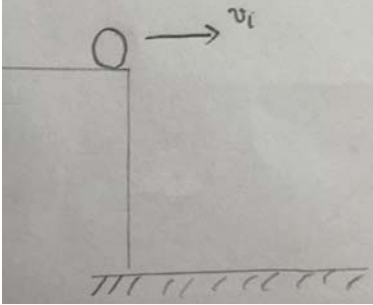
A pool ball leaves from the edge of a high table with an initial velocity of $\%v\{\text{sprintf}("%0.2f",velocity)\}$ m/s (in the horizontal direction only).

It hits the ground after $\%v\{\text{sprintf}("%0.2f",time)\}$ s.

How far from the table does the ball hit the ground?

(Ignore any air resistance in your calculations.)

Set up: Pick *down* as the *positive* y; use $g = +9.8\text{m/s}^2$.



Round your answer up to 2 decimal places

Do not include unit (m)

Algebraic Expression:

✓ $\%v\{\text{range_rounded}\}$

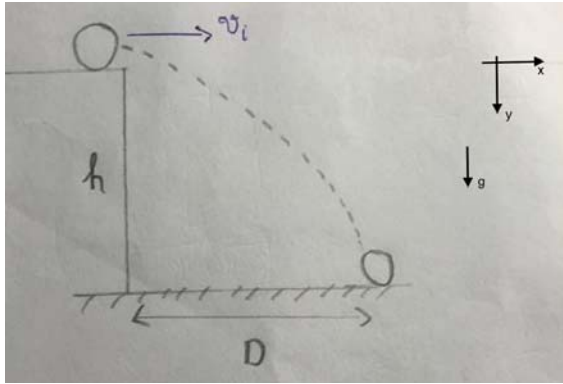
✓ $\%v\{\text{range_rounded}\}-0.01$

✓ $\%v\{\text{range_rounded}\}+0.001$

Hints:

- 1) Sketch your own motion diagram.
- 2) Label the important direction on your diagram.
- 3) What equation should you use? You have **time**, **initial velocity (v_i)**; you need *horizontal distance*.

• 1)



2) The important direction is the horizontal direction

3) The horizontal motion is only constant velocity motion, so the necessary equation is:

$$D = v_i t$$

• $D = v_i t$

Plugging in the values, we have

$$D = \text{\%v\{sprintf(\"%.2f\",velocity)\} m/s} \times \text{\%v\{sprintf(\"%.2f\",time)\} s} = \text{\%v\{range_rounded\} m}$$

Type in $\text{\%v\{range_rounded\}}$

20) Problem #PRA7SEY "PRA7SEY - Calculate the Range of the projectile given initial velocity and height of the surface"

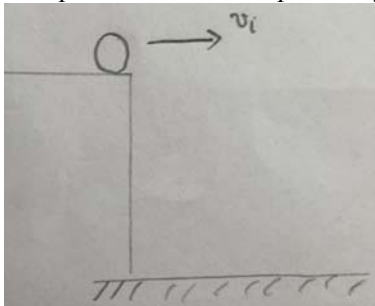
A small ball rolls off the edge of a $\text{\%v\{sprintf(\"%.2f\",height)\} m}$ high tabletop.

The ball is initially moving horizontally with velocity $v_i = \text{\%v\{sprintf(\"%.2f\",velocity)\} m/s}$.

How far from the table does the ball hit the ground?

(Ignore any air resistance in your calculations.)

Set up: Pick *down* as the *positive* y; use $g = +9.8\text{m/s}^2$.



Round the answer up to 2 decimal places.

Do NOT include the unit (m) in the answer.

Algebraic Expression:

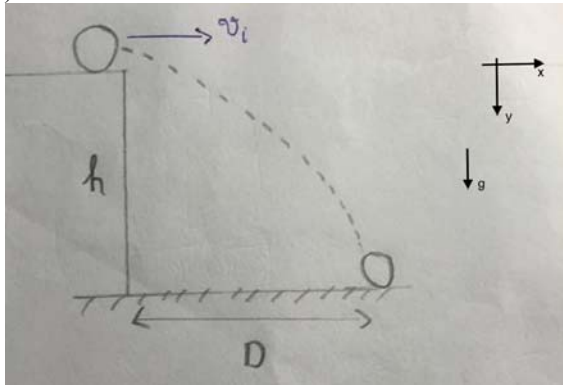
✓ $\text{\%v\{range_rounded\}}$

✓ $\text{\%v\{range_rounded\} + 0.01}$

✓ $\text{\%v\{range_rounded\} - 0.01}$

Hints:

- 1) Sketch your own motion diagram.
- 2) Label the important direction on your diagram.
- 3) Since the ball is moving horizontally off of the table, $v_{yi} = 0$.
- 4) Find the travel **time** first by using height (vertical distance) equation.
- 5) After that, you have **time** and **x initial velocity** ($v_{xi} = v_i$), you need **horizontal distance**, what equation should you use?



- 2) The horizontal direction is the important direction in finding the **horizontal distance**

3) $y = y_i + v_{yi} t + \frac{1}{2}gt^2$

Substitute:

- $y = 0$ (the ground)
- $y_i = h$ (the tabletop height)
- $v_{yi} = 0$

- 4) This gives the free fall equation: $h = \frac{1}{2}gt^2$

$$h = \frac{1}{2}gt^2 \Rightarrow t^2 = \frac{2h}{g} \Rightarrow t = \left(\frac{2h}{g}\right)^{1/2}$$

$$= \left(\frac{2(\%v\{\text{sprintf}(\%0.2f, \text{height})\})}{9.8}\right)^{1/2} = \%v\{\text{rounded_time}\} \text{ s}$$

- 5) The ball travels with constant velocity (v_i) in the horizontal motion. The travel distance is simply:

$$D = v_i t$$

- $D = v_i t = (\%v\{\text{sprintf}(\%0.2f, \text{velocity})\})(\%v\{\text{rounded_time}\}) = \%v\{\text{range_rounded}\} \text{ m}$

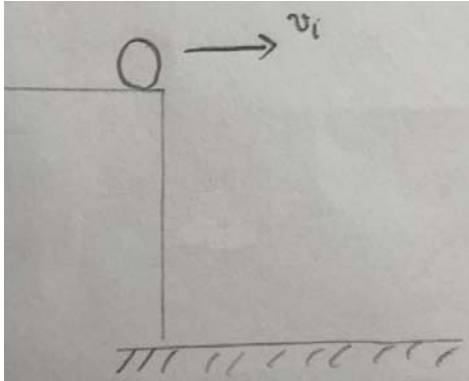
Type in $\%v\{\text{range_rounded}\}$

□ 21) Problem #PRA75RN "PRA75RN - Calculate the time given the horizontal distance and initial velocity"

A ball is knocked off the edge of a high table with an initial velocity of $\%v\{\text{sprintf}("%0.2f", \text{velocity})\}$ m/s (perfectly horizontally).

The ball lands on the floor $\%v\{\text{sprintf}("%0.2f", \text{distance})\}$ m from the edge of the table.

How long did it take the ball to fall to the floor?



Round your answer up to 2 decimal places

Do not include unit (s)

Algebraic Expression:

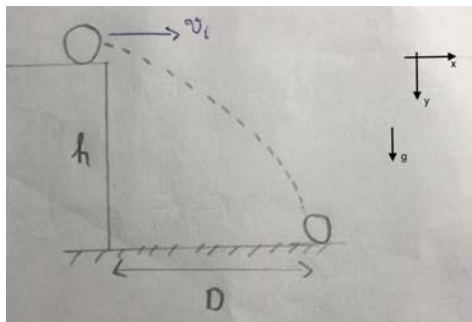
✓ $\%v\{\text{time_rounded}\}$

✓ $\%v\{\text{time_rounded}\} + 0.01$

✓ $\%v\{\text{time_rounded}\} - 0.01$

Hints:

- 1) Sketch your own motion diagram.
- 2) Label the important direction on your diagram.
- 3) What equation should you use? You have **initial velocity**, **horizontal distance**; you need time.
- 1)



2) The important direction is the horizontal direction

3) The horizontal motion is motion with constant velocity, so the necessary equation is:

$$D = v_i t$$

$$D = v_i t \Rightarrow t = \frac{D}{v_i}$$

Plug in the value, we have:

$$t = \frac{\%v\{\text{sprintf}("%0.2f", \text{distance})\}}{\%v\{\text{sprintf}("%0.2f", \text{velocity})\}} = \%v\{\text{time_rounded}\} \text{ s}$$

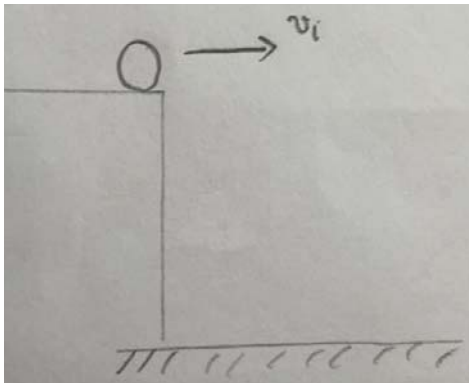
Type in $\%v\{\text{time_rounded}\}$

22) Problem #PRA756D "PRA756D - Calculate initial velocity given time and horizontal distance"

A ball leaves the edge of a high table with an unknown initial velocity. (But it was known that the ball was moving perfectly horizontally.)

The ball hits the ground $\%v\{\text{sprintf}("%0.2f", \text{distance})\}$ m away from the edge of the table $\%v\{\text{sprintf}("%0.2f", \text{time})\}$ s after it left.

What was the ball's initial velocity?



Round your answer up to 2 decimal places.

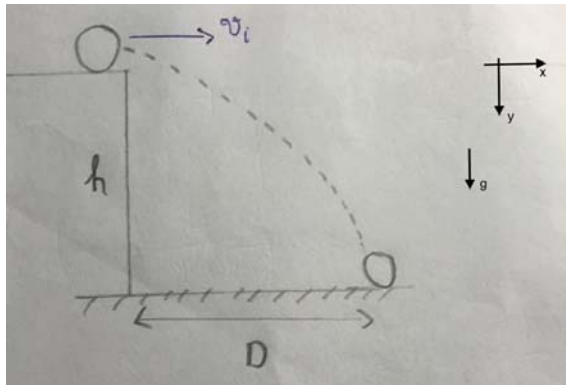
Do not include unit (m/s).

Algebraic Expression:

- ✓ $\%v\{\text{velocity_rounded}\}$
- ✓ $\%v\{\text{velocity_rounded}\} - 0.01$
- ✓ $\%v\{\text{velocity_rounded}\} + 0.01$

Hints:

- 1) Sketch your own motion diagram.
- 2) Label the important direction on your diagram.
- 3) What equation should you use? You have **time** and **horizontal distance**; you need initial velocity.
- 1)



2) The important direction is the horizontal direction

3) The horizontal motion is motion with constant velocity, so the necessary equation is:

$$D = v_i t$$

$$D = v_i t \Rightarrow v_i = \frac{D}{t}$$

When we plug in the values, we have:

$$v_i = \frac{\%v\{\text{sprintf}(\text{"\%.2f"}, \text{distance})\}}{\%v\{\text{sprintf}(\text{"\%.2f"}, \text{time})\}} = \%v\{\text{sprintf}(\text{"\%.2f"}, \text{velocity_rounded})\} \text{ m/s}$$

Type in $\%v\{\text{sprintf}(\text{"\%.2f"}, \text{velocity_rounded})\}$

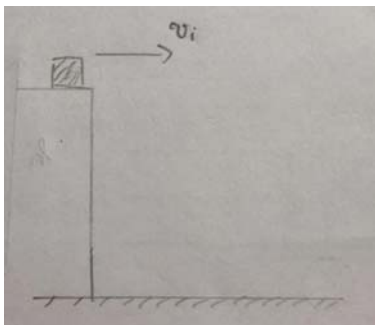
23) Problem #PRA7PVP "PRA7PVP - Calculate the Height given time and initial velocity"

A $\%v\{\text{subjects}[\text{pointer}]\}$ book slides off the horizontal surface of a $\%v\{\text{surfaces}[\text{pointer1}]\}$ with an initial horizontal speed of $\%v\{\text{sprintf}(\text{"\%.2f"}, \text{speed})\}$ m/s.

It strikes the floor after $\%v\{\text{sprintf}(\text{"\%.2f"}, \text{time})\}$ s.

Ignore air resistance, find the height of the tabletop above the floor.

Set up: Choose down as the positive direction and use $g = 9.8 \text{ m/s}^2$



Round the answer up to 2 decimal places

Do not include unit (m)

Algebraic Expression:

$\%v\{\text{height_rounded}\}$



✓ $\%v\{\text{height_rounded}\} + 0.01$

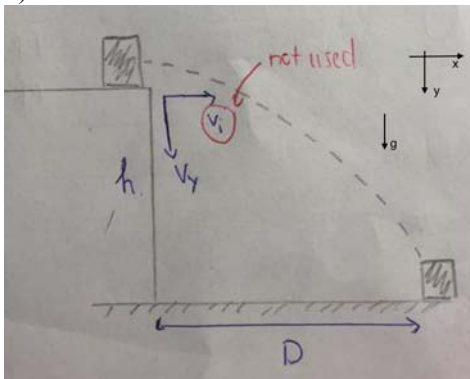
✓ $\%v\{\text{height_rounded}\} - 0.01$

✗ $\%v\{\text{wanswer_rounded}\}$

- You will be correct if the question ask about the horizontal distance. Choose the direction again.

Hints:

- 1) Sketch your own motion diagram.
- 2) Label the important direction on your diagram.
- 3) What equation should you use? You have **time**, **y initial velocity** (v_y), and g (9.8 m/s^2); you need **height**.
- 1)



- 2) The important direction is the y-direction.

- 3) Vertical motion is free fall $\Rightarrow v_y=0$. The necessary equation is:

$$h = \frac{1}{2}gt^2$$

•

Plug in the given value, we have:

$$h = \frac{1}{2}gt^2 = \frac{1}{2} \times \frac{9.8 \text{ m}}{\text{s}^2} \times (\%v\{\text{sprintf}("%0.2f", \text{time})\} \text{ s})^2 = \%v\{\text{height_rounded}\} \text{ m}$$

Type in $\%v\{\text{height_rounded}\}$

24) Problem #PRA7R9D "PRA7R9D - Find time to hit the ground given the initial height"

A dart is thrown horizontally toward point A, the bull's eye on a on the dart board. However, it hits point B on the rim, vertically below A.

The initial velocity is $\%v\{\text{sprintf}("%0.2f", \text{velocity})\} \text{ m/s}$; B is $\%v\{\text{sprintf}("%0.2f", \text{height})\} \text{ m}$ below A.

Find the time the dart hits point B.

Set up: Choose down as the positive direction and use $g = 9.8 \text{ m/s}^2$



Round the answer up to 2 decimal places

Do not include unit (s)

Algebraic Expression:

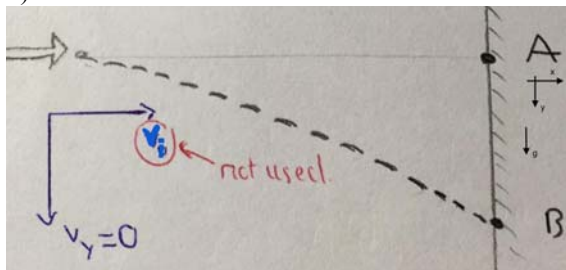
✓ $\%v\{\text{rounded_time}\}$

✓ $\%v\{\text{rounded_time}\} + 0.01$

✓ $\%v\{\text{rounded_time}\} - 0.01$

Hints:

- 1) Sketch your own motion diagram
- 2) Label the important direction on your diagram.
- 3) What equation should you use? You have **height**, **initial velocity (v_y)**, and g (9.8 m/s^2); you need **time**
- 1)



2) Height is given, so vertical direction is important

3) Vertical motion is free fall $\Rightarrow v_y=0$. The necessary equation is:

$$h = \frac{1}{2}gt^2$$

$$\bullet h = \frac{1}{2}gt^2$$

$$\Rightarrow t^2 = \frac{2h}{g}$$

$$\Rightarrow t = \left(\frac{2h}{g}\right)^{1/2}$$

Plug in the value, we have:

$$t = \left(\frac{2(\%v\{\text{sprintf}("%0.2f", \text{height})\})}{g}\right)^{1/2} = \%v\{\text{rounded_time}\} \text{ s}$$

9.8

Type in %v {rounded_time}

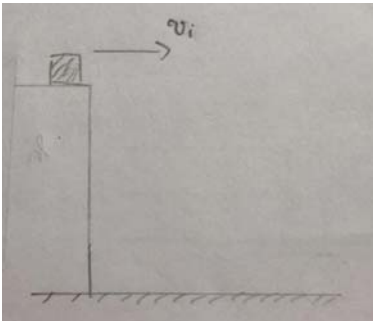
 25) Problem #PRA78CS "PRA78CS - Calculate the y final velocity given time"

A %v {subjects[pointer1]} book %v {verbs[pointer1]} a %v {surfaces[pointer1]} and hits the %v {lands[pointer1]} below.

The book has an initial horizontal velocity of %v {sprintf("%.2f",speed)}m/s; it hits the %v {lands[pointer1]} after %v {sprintf("%.2f",time)}s.

Calculate the velocity in the vertical direction of the book just as it hits the %v {lands[pointer1]}.

Set up hint: Choose the down as the positive direction. Use $g = 9.8 \text{ m/s}^2$



Round the answer up to 2 decimal places
Do not include unit (m/s)

Algebraic Expression:

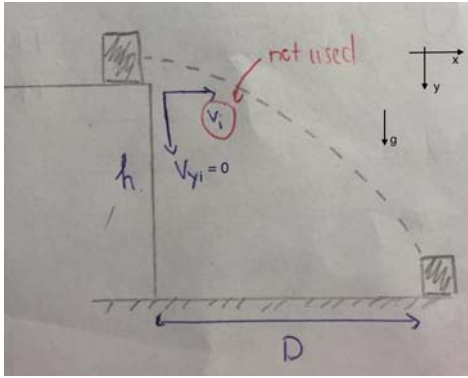
- ✓ %v {y_velocity_rounded}
- ✓ %v {y_velocity_rounded} + 0.01
- ✓ %v {y_velocity_rounded} - 0.01
- ✗ %v {sprintf("%.2f",speed)}

- You would be correct if you were asked about horizontal velocity. The question ask for vertical velocity!!!

Hints:

- 1) Sketch your own motion diagram.
- 2) Choose the important direction on your diagram.
- 3) What equation should you use? You have **time**, and g (9.8 m/s^2); you need **y velocity** (v_y) after a certain amount of **time**.
- 4) Also, what is the **y initial velocity** (v_{yi}) ?

• 1)



2) The important direction is the y-direction.

3) The important equation is:

$$v_y = v_{yi} + gt$$

4) Also, since the vertical motion is free fall $\Rightarrow v_{yi} = 0$. The equation becomes:

$$v_y = gt$$

• $v_y = gt$

Plug in the given value, we have:

$$v_y = gt = (9.8) (\%v\{\text{sprintf}("%0.2f", \text{time})\}) = \%v\{y_velocity_rounded\} \text{ m/s}$$

Type in $\%v\{y_velocity_rounded\} \text{ m/s}$

26) Problem #PRA7455 "PRA7455 - Calculate the horizontal distance of the projectile given initial velocity, angle and time"

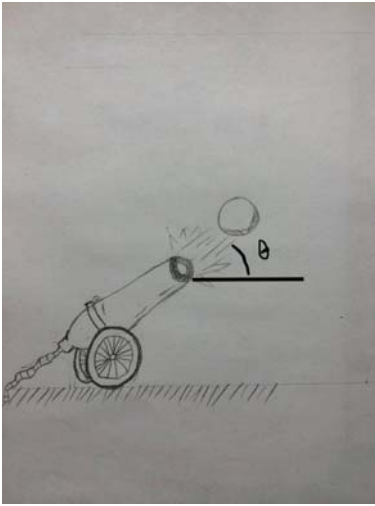
A ball is fired from a cannon on the ground at an angle of $\theta = \%v\{\text{sprintf}("%0.2f", \text{angle})\}^\circ$. The cannon ball's initial velocity is $\%v\{\text{sprintf}("%0.2f", \text{velocity})\} \text{ m/s}$.

The ball hits the ground after $\%v\{\text{sprintf}("%0.2f", \text{time})\} \text{ seconds}$.

How far (horizontally) does the cannon ball travel before it hits the ground?

(Assume no air resistance in your calculations.)

Set up: Choose down as the *negative* direction and use $g = -9.8 \text{ m/s}^2$



Round the answer up to 2 decimal places
Do not include unit (m)

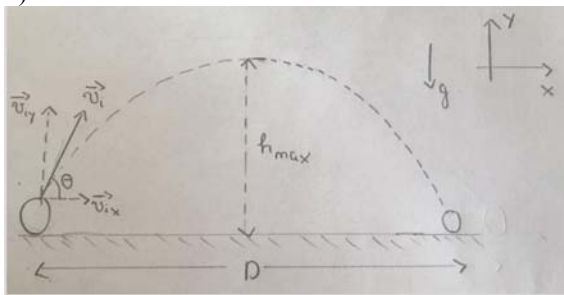
Algebraic Expression:

- ✓ $\%v\{\text{distance_rounded}\}$
- ✓ $\%v\{\text{distance_rounded}\} + 0.01$
- ✓ $\%v\{\text{distance_rounded}\} - 0.01$
- ✗ wdistance

- Please use the x-component of velocity

Hints:

- 1) Sketch your own motion diagram.
- 2) Label your drawing. You need to find **horizontal distance**, which direction is more important (vertical or horizontal)?
- 3) Calculate the **x-component of initial velocity**.
- 4) What equation should you use? You have **x-component of initial velocity**, and time; find the **horizontal distance**.
- 1)



- 2) You need the **horizontal distance** \Rightarrow horizontal direction is important

3) $v_{ix} = v_i \cos(\theta) = (\%v\{\text{sprintf}("%.2f", \text{velocity})\}) \cos(\%v\{\text{angle}\}^\circ) = \%v\{x_velocity_rounded\} \text{ m/s}$

4) From here, the problem is similar to finding **horizontal distance** travelled by the ball with constant velocity. Use the exact equation

- The necessary equation is:

$$D = v_{ix}t$$

- $D = v_{ix}t$

Plug in the values, we have:

$$D = (\%v\{x_velocity_rounded\}) (\%v\{\text{sprintf}("%.2f", \text{time})\}) = \%v\{\text{distance_rounded}\} \text{ m}$$

Type in $\%v\{\text{distance_rounded}\}$

27) Problem #PRA78CZ "PRA78CZ - Calculate initial velocity given horizontal distance and angle of fire"

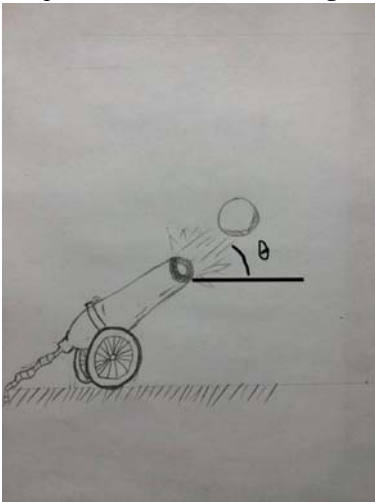
A ball is fired from a cannon at an angle $\theta = \%v\{\text{sprintf}("%.2f", \text{angle})\}^\circ$.

The cannon ball hits the ground $\%v\{\text{sprintf}("%.2f", \text{distance})\} \text{ m}$ from the cannon $\%v\{\text{sprintf}("%.2f", \text{time})\} \text{ s}$ after it leaves.

Find the magnitude of the ball's combined initial velocity.

(Assume no air resistance in your calculations.)

Set up: Choose down as the *negative* direction and use $g = -9.8 \text{ m/s}^2$



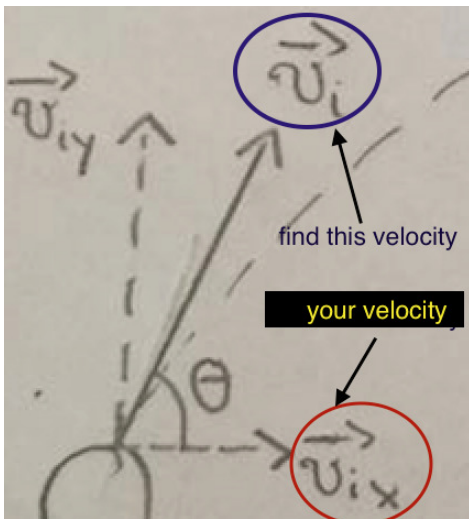
Round the answer up to 2 decimal places

Do not include unit (m/s)

Algebraic Expression:

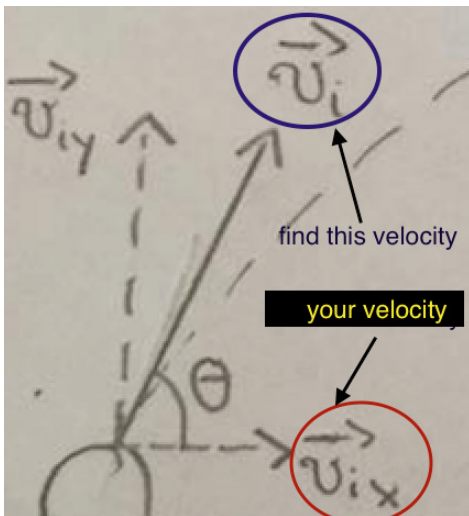
- ✓ $\%v\{\text{velocity_rounded}\}$
- ✓ $\%v\{\text{velocity_rounded}\} + 0.01$
- ✓ $\%v\{\text{velocity_rounded}\} - 0.01$
- ✗ $\%v\{x_velocity_rounded\}$

- This is the x-component of velocity. Find the combined velocity.



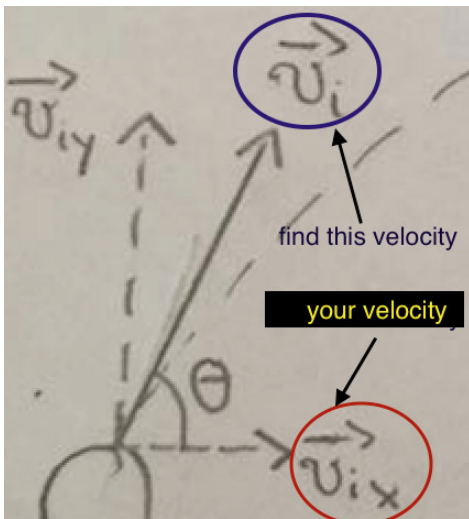
✘ `%v{x_velocity_rounded} +0.01`

- This is the x-component of velocity. Find the combined velocity.

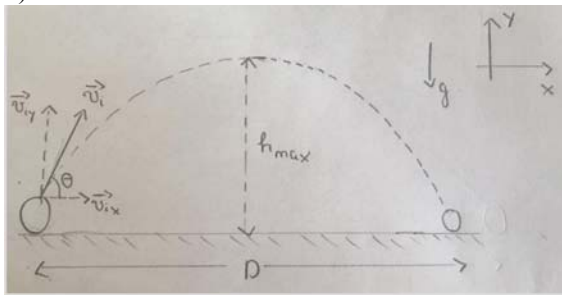


✘ `%v{x_velocity_rounded} -0.01`

- This is the x-component of velocity. Find the combined velocity.

**Hints:**

- 1) Sketch your own motion diagram.
- 2) Label your drawing. You are given **horizontal distance**, which direction should we focus on (vertical or horizontal)?
- 3) Calculate the **x-component of initial velocity** from **horizontal distance** and travel time (motion with constant velocity)
- 4) After that, you have **x-component of initial velocity** and **angle**, you need **initial velocity**. Simply use common trigonometry
- 1)



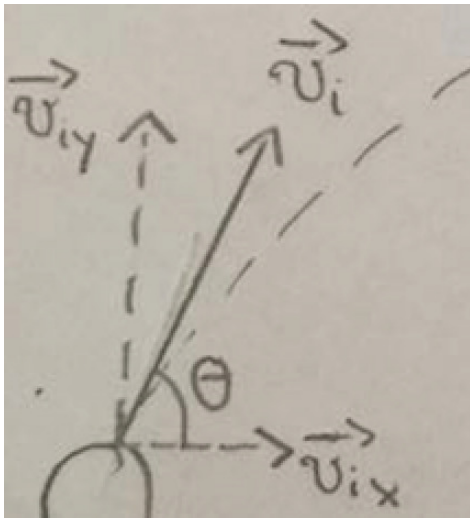
2) You are given **horizontal distance** \Rightarrow horizontal direction is important

$$3) D = v_{ix}t \Rightarrow v_{ix} = \frac{D}{t}$$

Plug in the value, we have:

$$v_{ix} = \frac{\%v\{\text{sprintf}("%0.2f", \text{distance})\}}{\%v\{\text{sprintf}("%0.2f", \text{time})\}} = \%v\{\text{x_velocity_rounded}\} \text{ m/s}$$

4) From here, the problem is similar to finding **hypotenuse** (v_i) in right triangle given **one side** (v_{ix}) and an **angle** (θ)



The necessary equation is:

$$v_{ix} = v_i \cos(\theta)$$

$$v_{ix} = v_i \cos(\theta) \Rightarrow v_i = \frac{v_{ix}}{\cos(\theta)}$$

Plug in the values, we have:

$$v_i = \frac{\%v\{x_velocity_rounded\}}{\cos(\%v\{sprintf(\"%.2f\",angle)\})} = \%v\{velocity_rounded\} \text{ m/s}$$

Type in $\%v\{velocity_rounded\}$

28) Problem #PRA78CT "PRA78CT - Calculate time given angle, initial velocity and horizontal distance"

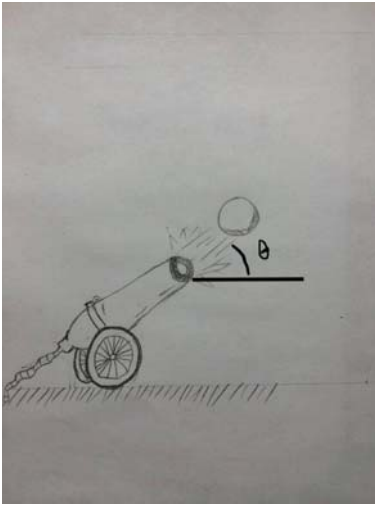
A cannon ball is fired at an angle of $\theta = \%v\{sprintf(\"%.2f\",angle)\}^\circ$ with an initial velocity of $\%v\{sprintf(\"%.2f\",velocity)\}$ m/s.

The cannon ball hits the (level) ground $\%v\{sprintf(\"%.2f\",distance)\}$ m away from the cannon.

How long does it take the cannon ball to hit the ground?

(Assume no air resistance in your calculations.)

Set up: Choose down as the *negative* direction and use $g = -9.8 \text{ m/s}^2$

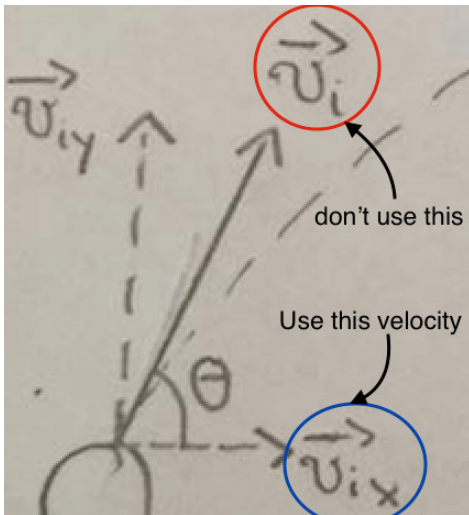


Round the answer up to 2 decimal places
Do not include unit (s)

Algebraic Expression:

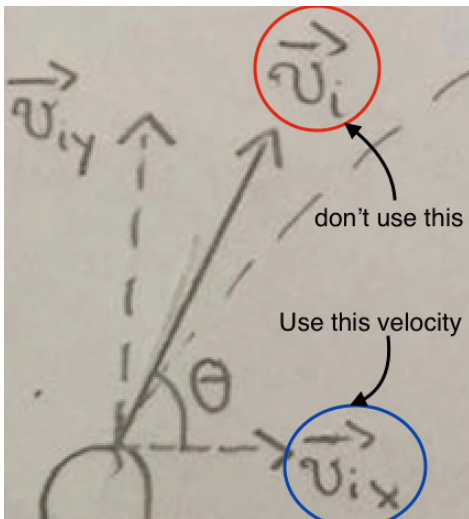
- ✓ $\%v\{\text{time_rounded}\}$
- ✓ $\%v\{\text{time_rounded}\} + 0.01$
- ✓ $\%v\{\text{time_rounded}\} - 0.01$
- ✗ $\%v\{\text{wtime}\}$

- Please use the x-component of velocity



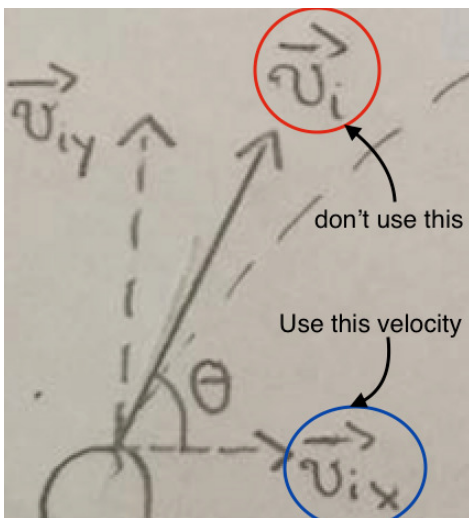
- ✗ $\%v\{\text{wtime}\} + 0.01$

- Please use the x-component of velocity



✘ $v_{iy} - 0.01$

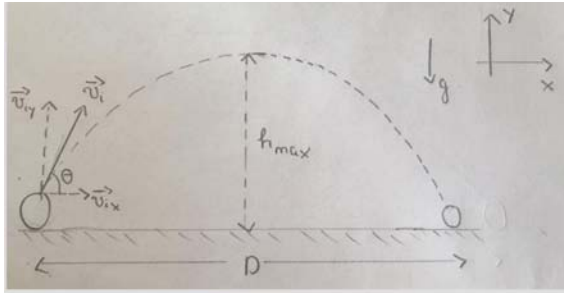
- Please use the x-component of velocity



Hints:

- 1) Sketch your own motion diagram.
- 2) Label your drawing. You are given **horizontal distance**, which direction should we focus on (vertical or horizontal)?
- 3) Calculate the **x-component of initial velocity**.
- 4) What equation should you use? You have **x-component of initial velocity**, and **horizontal distance**, you need time.

• 1)



2) You are given **horizontal distance** \Rightarrow horizontal direction is important

$$3) v_{ix} = v_i \cos(\theta) = (\%v\{\text{sprintf}("%0.2f", \text{velocity})\}) \cos(\%v\{\text{angle}\}^\circ) = \%v\{x_velocity_rounded\} \text{ m/s}$$

4) From here, the problem is similar to finding time travelled by the ball with **constant velocity**. Use the exact equation.

• The necessary equation is:

$$D = v_{ix} t$$

$$\bullet \quad D = v_{ix} t \Rightarrow t = \frac{D}{v_{ix}}$$

When you plug in the values, you get:

$$t = \frac{\%v\{\text{sprintf}("%0.2f", \text{distance})\}}{\%v\{x_velocity_rounded\}} = \%v\{\text{time_rounded}\} \text{ s}$$

Type in $\%v\{\text{time_rounded}\}$

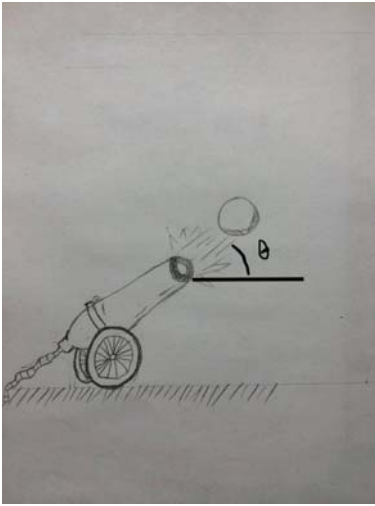
29) Problem #PRA74HV "PRA74HV - Maximum height in context of projectile"

A ball is fired at an angle of $\theta = \%v\{\text{sprintf}("%0.2f", \text{angle})\}^\circ$ from a cannon on the ground. The cannon ball's initial velocity is $\%v\{\text{sprintf}("%0.2f", \text{velocity})\}$ m/s.

Find the maximum height the cannon ball reaches.

(Ignore air resistance in your calculations.)

Set up: Choose up as the positive direction and use $g = -9.8 \text{ m/s}^2$.



Round the answer up to 2 decimal places
Do not include unit (m)

Algebraic Expression:

- ✓ $\%v\{\text{max_height_rounded}\}$
- ✓ $\%v\{\text{max_height_rounded}\} + 0.01$
- ✓ $\%v\{\text{max_height_rounded}\} - 0.01$
- ✗ $\%v\{\text{wheight}\}$

- It looks like you have correctly used the equation of motion.

BUT you used the total V_i , not just the V_{iy} .

- ✗ $\%v\{\text{wheight}\} + 0.01$

- It looks like you have correctly used the equation of motion.

BUT you used the total V_i , not just the V_{iy} .

- ✗ $\%v\{\text{wheight}\} - 0.01$

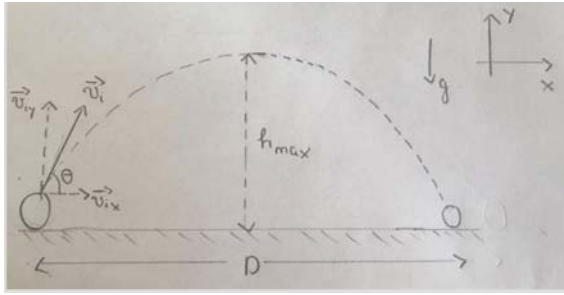
- It looks like you have correctly used the equation of motion.

BUT you used the total V_i , not just the V_{iy} .

Hints:

- 1) Sketch your own motion diagram.
- 2) Label your drawing. You need to find **height**, which direction is more important (vertical or horizontal)?
- 3) Calculate the **y-component of initial velocity**.
- 4) What equation should you use? You have **y-component of initial velocity**, and g (9.8 m/s^2); you need **height**.

• 1)



2) You need **height** \Rightarrow vertical direction is important

$$3) v_{iy} = v_i \sin(\theta) = (\%v\{\text{sprintf}("%0.2f", \text{velocity})\}) \sin(\%v\{\text{angle}\}^\circ) = \%v\{y_velocity_rounded\} \text{ m/s}$$

4) From here, the problem is similar to finding **maximum height** of a ball being thrown vertically upward. Use the exact equation

• The equation is the time-independent equation:

$$v_f^2 - v_{iy}^2 = 2gh$$

Also, at **maximum height**, $v_f = 0$

$$\bullet v_f^2 - v_{iy}^2 = 2gh$$

$$\Rightarrow 0 - v_{iy}^2 = 2gh$$

$$\Rightarrow h = \frac{-v_{iy}^2}{2g}$$

Plug in the values, we have:

$$h = \frac{-(\%v\{\text{sprintf}("%0.2f", y_velocity)\})^2}{2(-9.8)} = \%v\{\text{sprintf}("%0.2f", \text{max_height_rounded})\} \text{ m}$$

Type in $\%v\{\text{sprintf}("%0.2f", \text{max_height_rounded})\}$

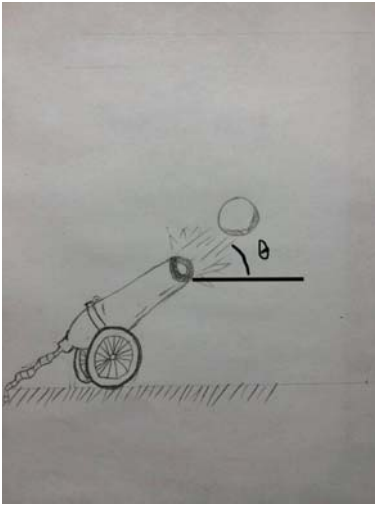
30) Problem #PRA8CDS "PRA8CDS - Time to reach maximum height given initial velocity and angle"

A cannon ball is fired at an angle $\theta = \%v\{\text{sprintf}("%0.2f", \text{angle})\}^\circ$ with an initial velocity of $\%v\{\text{sprintf}("%0.2f", \text{velocity})\} \text{ m/s}$.

How long does it take the ball to reach its maximum height?

(Assume no air resistance in your calculations.)

Set up: Choose *up* as the positive and use $g = -9.8 \text{ m/s}^2$.



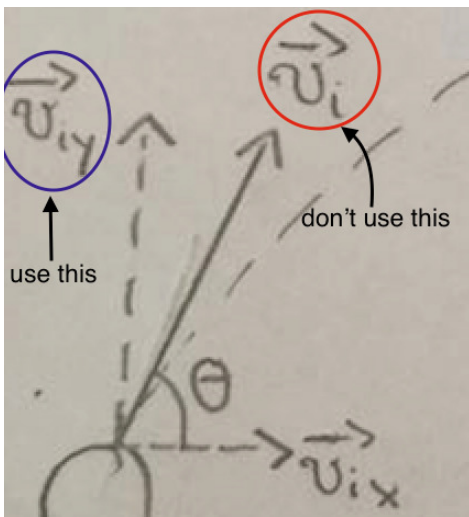
Round the answer up to 2 decimal places
Do not include unit (s)

Algebraic Expression:

- ✓ $\%v\{\text{time_rounded}\}$
- ✓ $\%v\{\text{time_rounded}\} + 0.01$
- ✓ $\%v\{\text{time_rounded}\} - 0.01$
- ✗ $\%v\{\text{wtime}\}$

- It looks like you solved the equation of motion correctly!

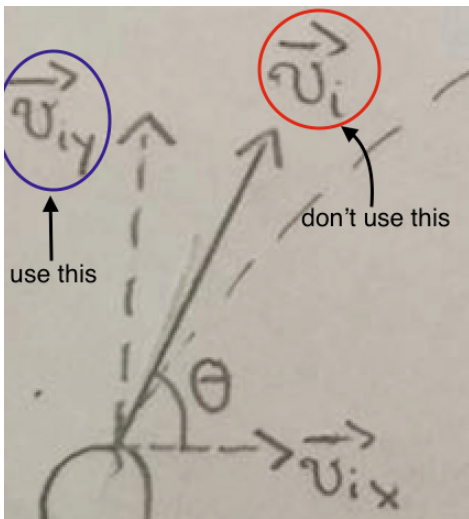
But, you need to use the y-component, not the combined velocity!



- ✗ $\%v\{\text{wtime}\} + 0.01$

- It looks like you solved the equation of motion correctly!

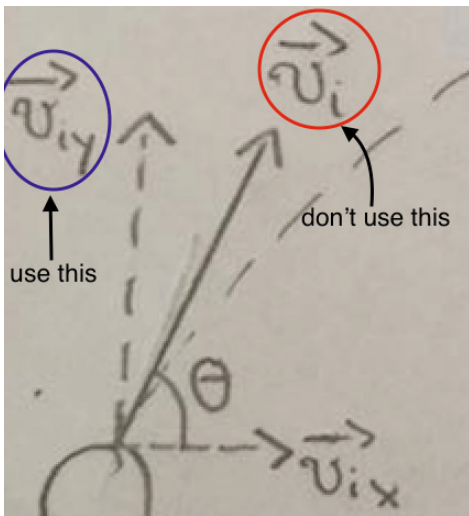
But, you need to use the y-component, not the combined velocity!



✘ $v_{iy} - 0.01$

- It looks like you solved the equation of motion correctly!

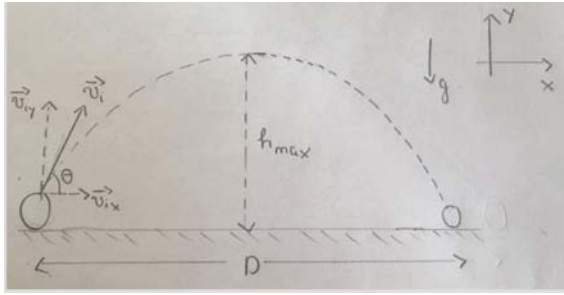
But, you need to use the y-component, not the combined velocity!



Hints:

- 1) Sketch your own motion diagram.
- 2) Label your drawing. You need to find **time to reach maximum height**, which direction is more important (vertical or horizontal)?
- 3) Calculate the **y-component of initial velocity**.
- 4) What equation should you use? You have **y-component of initial velocity**, and $g (-9.8 \text{ m/s}^2)$; you need **time to reach maximum height**.

• 1)



2) You need **time to reach maximum height** \Rightarrow vertical direction is important

$$3) v_{iy} = v_i \sin(\theta) = (\text{\%v\{sprintf(\"%.2f\", velocity)\}}) \sin(\text{\%v\{angle\}}^\circ) = \text{\%v\{y_velocity_rounded\}} \text{ m/s}$$

4) From here, the problem is similar to finding **time to reach maximum height** of a ball being **thrown vertically upward**.

• The equation is:

$$v = v_{iy} + gt$$

Important concept: At **maximum height**, the velocity of the ball in y-direction is 0.

• We have:

$$v = v_{iy} + gt$$

Since $v = 0$,

$$\Rightarrow 0 = v_{iy} + gt$$

$$\Rightarrow t = \frac{-v_{iy}}{g}$$

Plug in the values, we have:

$$t = \frac{-\text{\%v\{sprintf(\"%.2f\", y_velocity)\}}}{-9.8} = \text{\%v\{sprintf(\"%.2f\", time_rounded)\}} \text{ s}$$

Type in $\text{\%v\{sprintf(\"%.2f\", time_rounded)\}} \text{ s}$

31) Problem #PRA8CHM "PRA8CHM - Find initial velocity to reach maximum height given time"

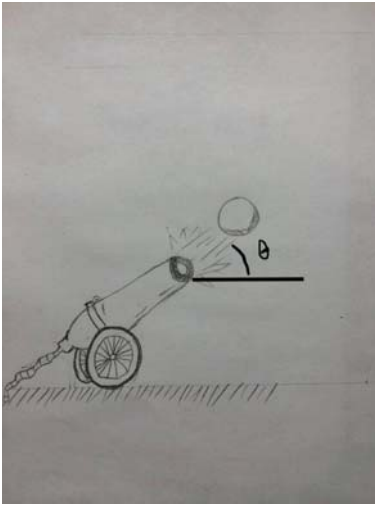
A cannon ball is fired at an angle $\theta = \text{\%v\{sprintf(\"%.2f\", angle)\}}^\circ$.

The cannon ball reaches its maximum height after $\text{\%v\{sprintf(\"%.2f\", time)\}} \text{ s}$.

Find the initial combined velocity of the ball.

(Assume no air resistance in your calculations.)

Set up: Choose up as the positive and use $g = -9.8 \text{ m/s}^2$.



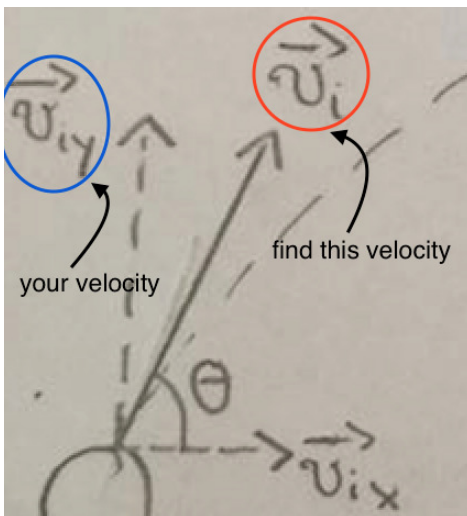
Round the answer up to 2 decimal places
Do not include unit (m/s)

Algebraic Expression:

- ✓ $\%v\{\text{velocity_rounded}\}$
- ✓ $\%v\{\text{velocity_rounded}\} + 0.01$
- ✓ $\%v\{\text{velocity_rounded}\} - 0.01$
- ✗ $\%v\{y_velocity_rounded\}$

- You have correctly solved for the *y*-component of initial velocity.

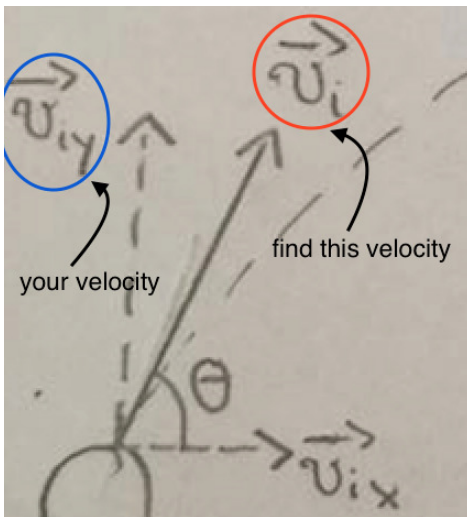
To find the **combined** initial velocity, you have to use the angle and combine the vectors.



- ✗ $\%v\{y_velocity_rounded\} + 0.01$

- You have correctly solved for the *y*-component of initial velocity.

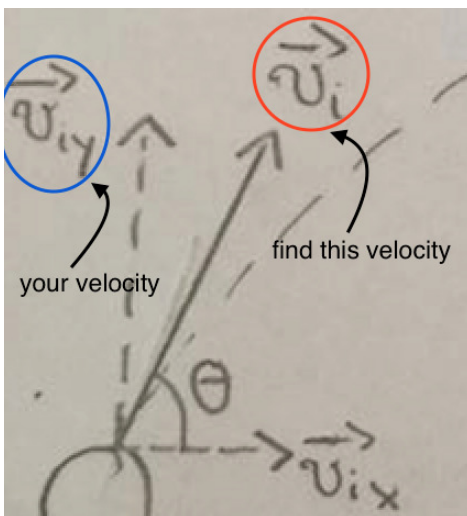
To find the **combined** initial velocity, you have to use the angle and combine the vectors.



✘ $v_{y_velocity_rounded} - 0.01$

- You have correctly solved for the *y*-component of initial velocity.

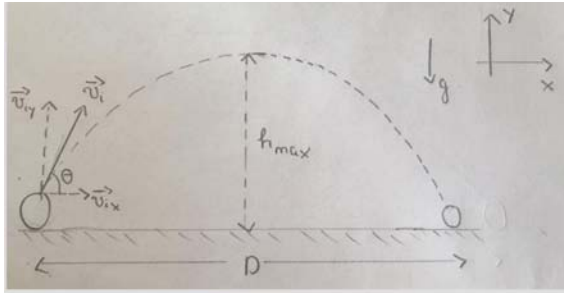
To find the **combined** initial velocity, you have to use the angle and combine the vectors.



Hints:

- 1) Sketch your own motion diagram.
- 2) Label your drawing. You are given **time to reach maximum height**, which direction should you focus on (vertical or horizontal)?
- 3) Calculate the **y-component of initial velocity**. You have **time**, g (-9.8 m/s^2) and **velocity at maximum height**.
- 4) After that, you have **y-component of initial velocity** and angle (θ), you need **initial velocity**. Simply use common trigonometry.

• 1)



2) You are given **time to reach maximum height** \Rightarrow vertical direction is important

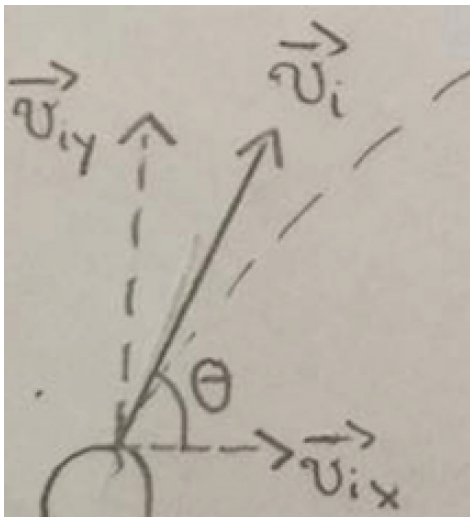
3) $v = v_{iy} + gt$

At maximum height, $v_y = 0$, so
 $0 = v_{iy} + gt \Rightarrow v_{iy} = -gt$

Plug in the value, we have:

$v_{iy} = -(-9.8)(\%v\{\text{sprintf}(\"%0.2f",\text{time})\}) = \%v\{y_velocity_rounded\}$ m/s

4) From here, the problem is similar to finding **hypotenuse** (v_i) in right triangle given **one side** (v_{iy}) and an angle (θ)



The necessary equation is:

$v_{iy} = v_i \sin(\theta)$

• $v_{iy} = v_i \cos(\theta) \Rightarrow v_i = \frac{v_{iy}}{\cos(\theta)}$

Plug in the value, we have:

$v_i = \frac{\%v\{y_velocity_rounded\}}{\cos(\%v\{\text{sprintf}(\"%0.2f",\text{angle})\})} = \%v\{velocity_rounded\}$ m/s

Type in `%v{velocity_rounded}`
